

## Impact Report for Shoalhaven (C)

### Impact Scenario

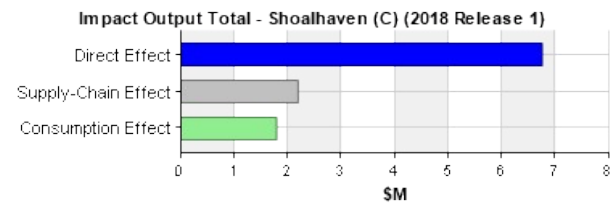
Industry Sector	Direct Change Jobs	Direct Change Output (\$M)
Accommodation		\$4.950
Food & Beverage Services		\$1.000
Arts, Sports, Adult, Community & Other Education		\$0.800

### Impact on Output

From a direct increase in output of \$6.750 million it is estimated that the demand for intermediate goods and services would rise by \$2.190 million. This represents a Type 1 Output multiplier of 1.324. These supply-chain effects include multiple rounds of flow-on effects, as servicing sectors increase their own output and demand for local goods and services in response to the direct change to the economy.

The increases in direct and indirect output would typically correspond to the creation of jobs in the economy. Corresponding to this change in employment would be an increase in the total of wages and salaries paid to employees. A proportion of these wages and salaries are typically spent on consumption and a proportion of this expenditure is captured in the local economy. The consumption effects under this scenario are estimated at \$1.787 million.

Total output, including all direct, supply-chain and consumption effects is estimated to increase by up to \$10.726 million. This represents a Type 2 Output multiplier of 1.589.

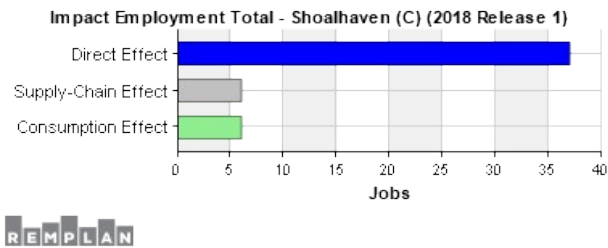


### Impact on Employment

From a direct increase in output of \$6.750 million the corresponding creation of direct jobs is estimated at 37 jobs. From this direct expansion in the economy, flow-on supply-chain effects in terms of local purchases of goods and services are anticipated, and it is estimated that these indirect impacts would result in the gain of a further 6 jobs. This represents a Type 1 Employment multiplier of 1.162.

The increase in direct and indirect output and the corresponding creation of jobs in the economy are expected to result in an increase in the wages and salaries paid to employees. A proportion of these wages and salaries are typically spent on consumption and a proportion of this expenditure is captured in the local economy. The consumption effects under this scenario are estimated to further boost employment by 6 jobs.

Total employment, including all direct, supply-chain and consumption effects is estimated to increase by up to 49 jobs. This represents a Type 2 Employment multiplier of 1.324.

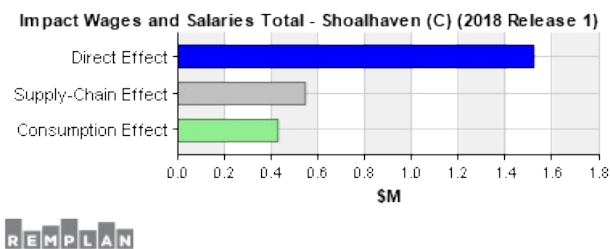


## Impact on Wages and Salaries

From a direct increase in output of \$6.750 million it is estimated that direct wages and salaries would increase by \$1.519 million. From this direct expansion in the economy, flow-on supply-chain effects in terms of local purchases of goods and services are anticipated, and it is estimated that these indirect impacts would result in the gain of a further 6 jobs and a further increase in wages and salaries of \$0.544 million. This represents a Type 1 Wages and Salaries multiplier of 1.358.

The increase in direct and indirect output and the corresponding creation of jobs in the economy are expected to result in an increase in the wages and salaries paid to employees. A proportion of these wages and salaries are typically spent on consumption and a proportion of this expenditure is captured in the local economy. The consumption effects under this scenario are expected to further boost employment in sectors such as retail therefore further increasing wages and salaries by \$0.427 million.

Total wages and salaries, including all direct, supply-chain and consumption effects is estimated to increase by up to \$2.490 million. This represents a Type 2 Wages and Salaries multiplier of 1.640.

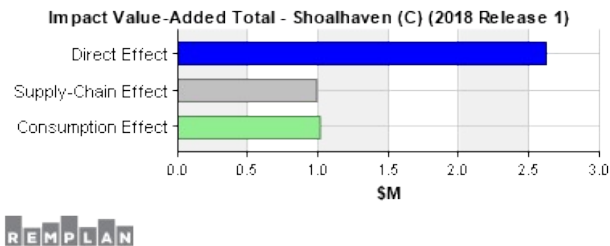


## Impact on Value-Added

From a direct increase in output of \$6.750 million the corresponding increase in direct value-added is estimated at \$2.622 million. From this direct expansion in the economy, flow-on supply-chain effects in terms of local purchases of goods and services are anticipated, and it is estimated that these indirect impacts would result in a further increase to value-added of \$0.988 million. This represents a Type 1 Value-added multiplier of 1.377.

The increase in direct and indirect output and the corresponding boost to jobs in the economy are expected to result in an increase in the wages and salaries paid to employees. A proportion of these wages and salaries are typically spent on consumption and a proportion of this expenditure is captured in the local economy. The consumption effects under this scenario are expected to further boost value-added by \$1.012 million.

Total value-added, including all direct, supply-chain and consumption effects is estimated to increase by up to \$4.622 million. This represents a Type 2 Value-added multiplier of 1.763.



## Impact Summary

Impact Summary	Direct Effect	Supply-Chain Effect	Consumption Effect	Total Effect	Type 1 Multiplier	Type 2 Multiplier
Output (\$M)	\$6.750	\$2.190	\$1.787	\$10.726	1.324	1.589
Employment (Jobs)	37	6	6	49	1.162	1.324
Wages and Salaries (\$M)	\$1.519	\$0.544	\$0.427	\$2.490	1.358	1.640
Value-added (\$M)	\$2.622	\$0.988	\$1.012	\$4.622	1.377	1.763

## Disclaimer

All figures, data and commentary presented in this report are based on data sourced from the Australia Bureau of Statistics (ABS), most of which relates to the 2016, 2011, 2006 and 2001 Censuses.

Using ABS datasets and an input / output methodology industrial economic data estimates for defined geographic regions are generated.

This report is provided in good faith with every effort made to provide accurate data and apply comprehensive knowledge. However, REMPLAN does not guarantee the accuracy of data nor the conclusions drawn from this information. A decision to pursue any action in any way related to the figures, data and commentary presented in this report is wholly the responsibility of the party concerned. REMPLAN advises any party to conduct detailed feasibility studies and seek professional advice before proceeding with any such action and accept no responsibility for the consequences of pursuing any such action.