

Review of Nowra CBD CCTV Project 1 January 2013 to 30 June 2013

Introduction

This review report of the Nowra CBD CCTV Project covers the period of 1 January 2013 to 30 June 2013.

This review will discuss the following issues:

Requests for data from Police

Requests for data by members of the public

Complaints received

Crime statistics

Time taken to retrieve data

Ongoing costs

Requests for data from the Police

In the period 1 January to 30 June 2013 there were 11 requests from Police for footage of the area covered by the Nowra CBD CCTV Project and 4 requests relating to offences outside the CBD area.

Requests for data by members of the public

During the period 1 January to 30 June 2013 there were no requests from members of the public for data.

Complaints Received

During the period 1 January to 30 June 2013 no complaints were received.

Crime Statistics

During the period 1 January to 30 June 2013 there were 11 Assaults; 5 incidents of Break and Enter; 16 incidents of Malicious Damage; 102 incidents of Stealing and 11 Street Offences. Compared with the same period for the previous year these figures represent no change in the rate of Assault but a decrease in incidents of Assault (28) from 2011. In other categories there was a rise in Malicious Damage (7) and Break and Enter (1). Both Street Offences (12) and Stealing (109) saw a decrease (12). There was also one incident of Robbery.

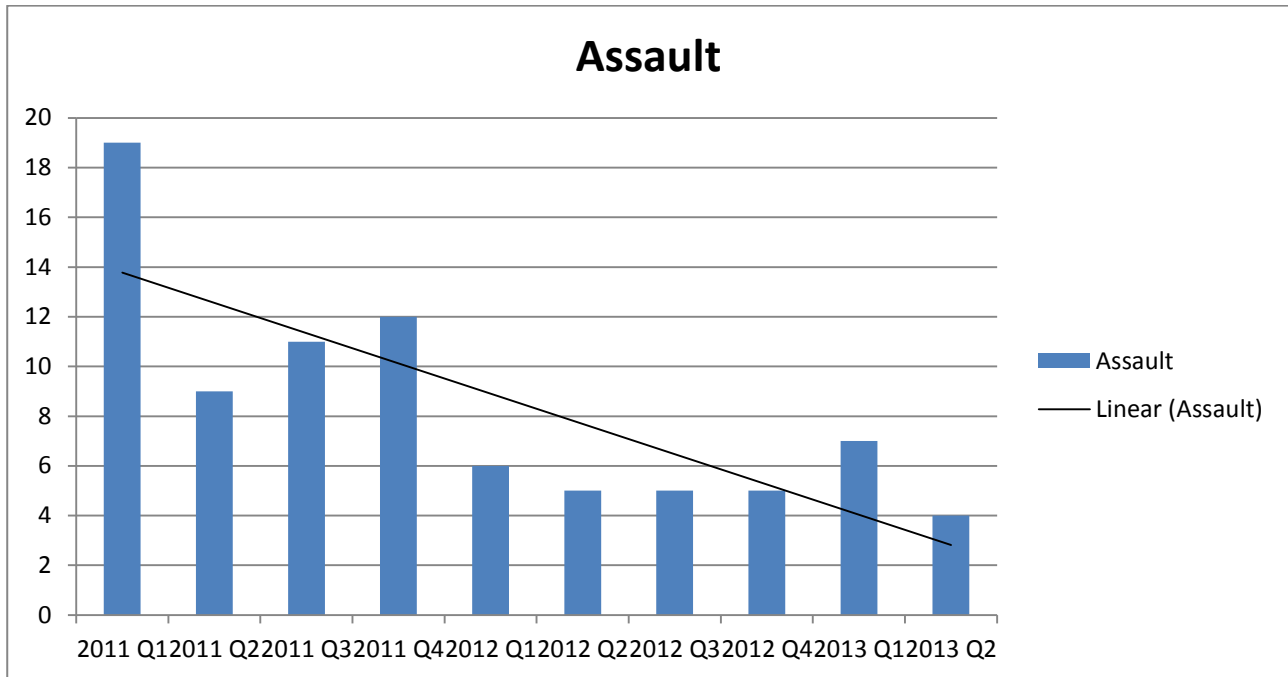
Requests for CCTV footage resulted in 2 charges for Break and Enter and 1 charge for Robbery.

Comparison of Crime Statistics 1 January 2011 to 30 June 2013

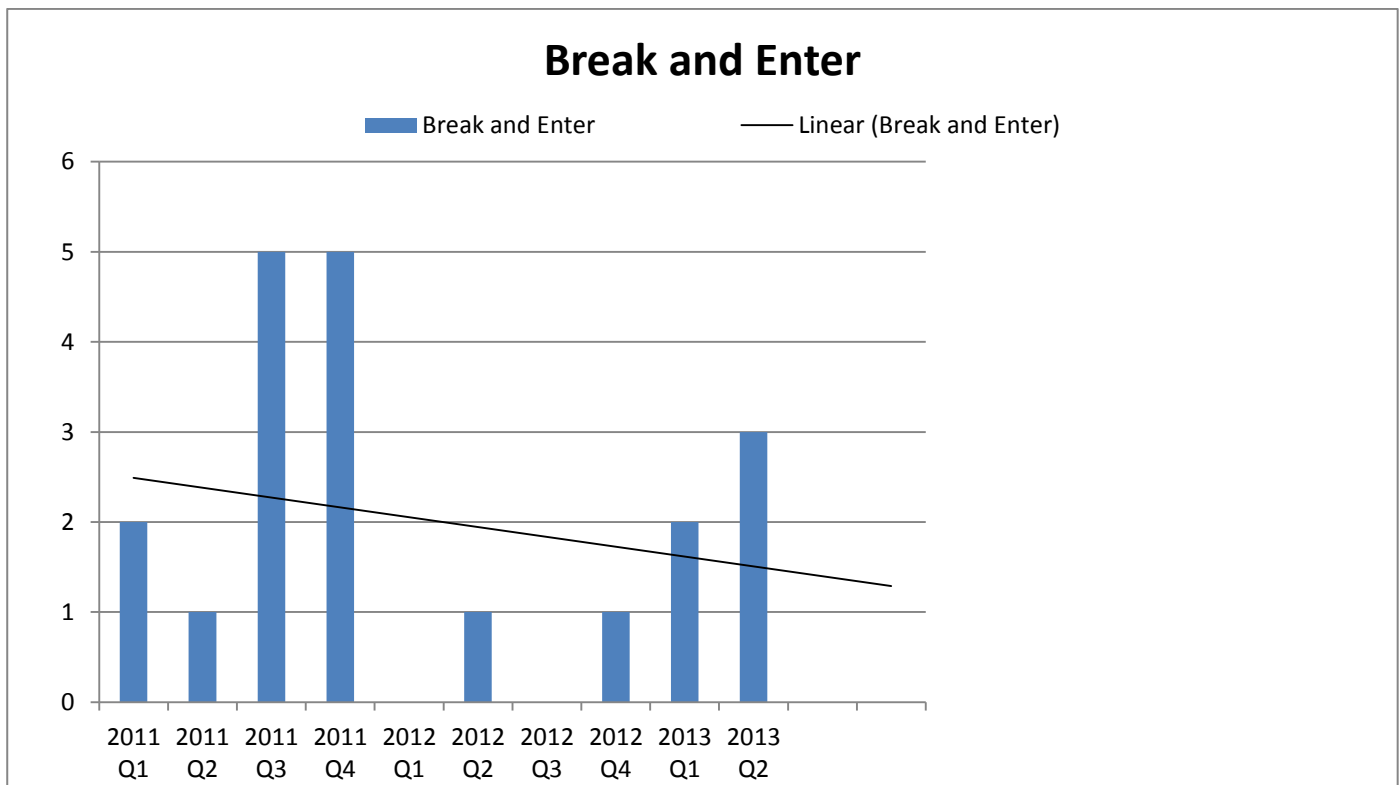
Assault

From 1 January 2011 to 30 June 2013 incidents of assault have been trending down in the CBD.

The following table outlines this trend. Figures are quarterly figures:



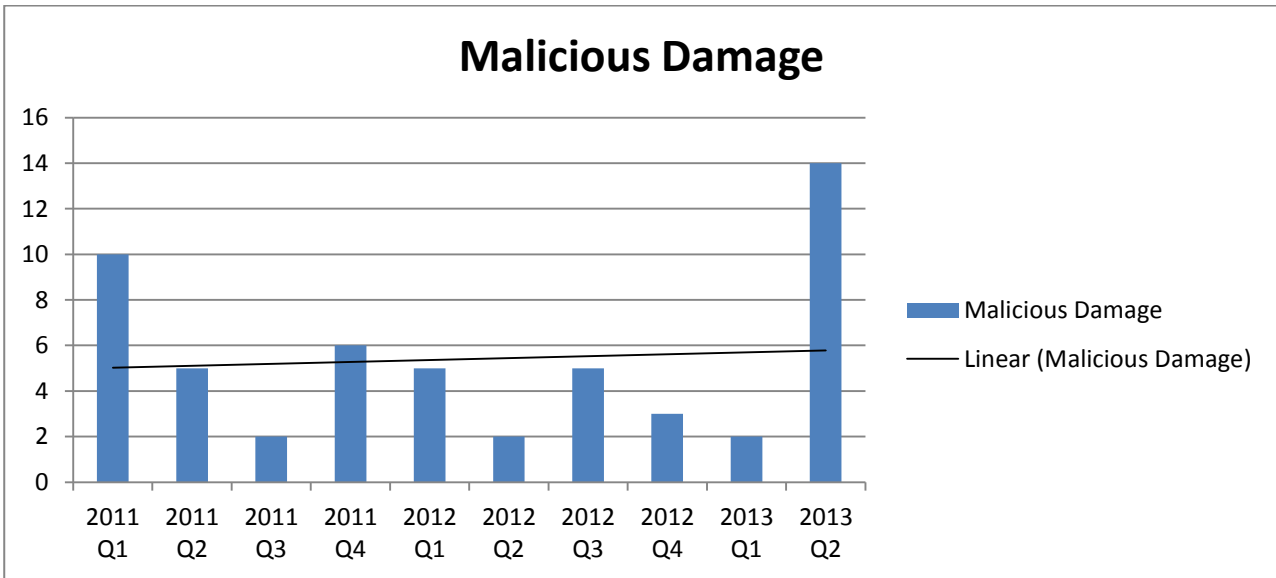
Break and Enter



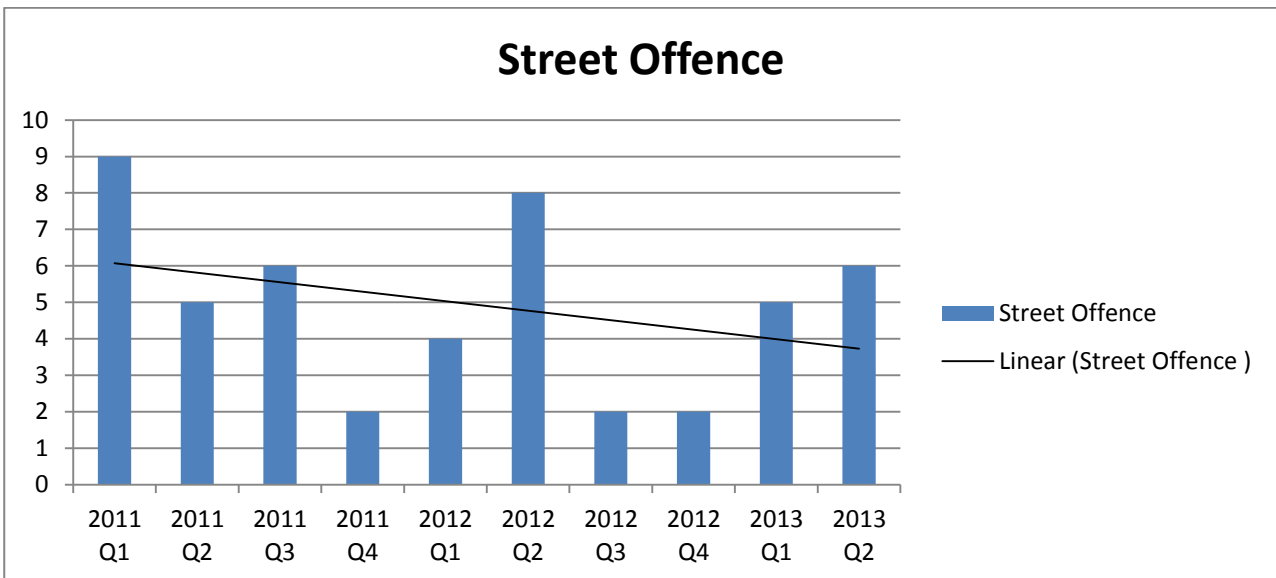
Similarly incidents of Break and Enter have trended down over the same period of time in the Nowra CBD.

Malicious Damage

Malicious damage has retained a steady rate over the same period with an increase in quarter 2 of 2013. This has resulted in a slight increase in the trend. Most of these incidents related to graffiti.



Street Offences



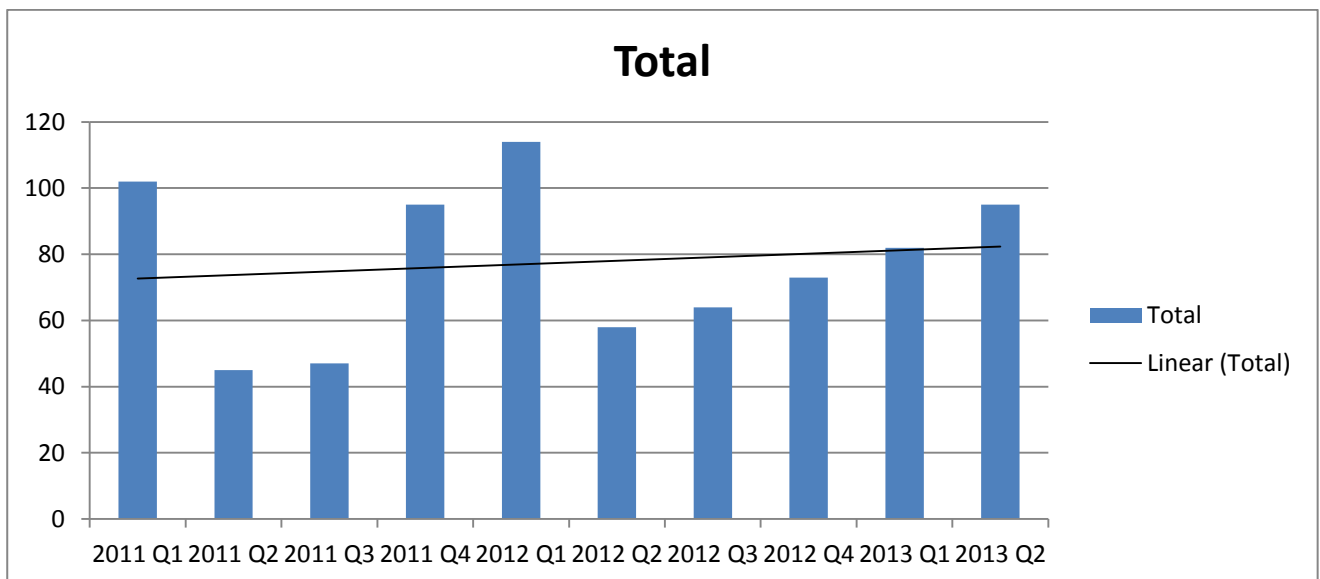
Street Offences have seen a slight decline in trend.

Stealing



Incidents relating to the offence of stealing have trended upwards with a major spike in the 1st Quarter of 2012.

Total



Statistics for the period 1 January 2011 to 30 June 2013 have shown a slight increase. However, this trend appears to be more related to higher than average incidents in the 1st quarter of 2011 and 2012 than to any increase in overall crime.

Time taken to retrieve data

Most of the requests from the police have taken an average of 4.15 hours including burning to DVD and delivering to Council at a total cost of \$2,704.93 or an average cost of \$338.12.

Maintenance Costs

Material costs have totalled \$1,369.22; Labour \$6,496.46 and Administration costs \$3,782.81.

Issues with the CCTV System

There have been some issues during the first half of the year. These have largely been comparatively minor and have included: cleaning and refocussing cameras; improving position of wireless subscriber modules; replacing faulty cameras and vandalised brackets.