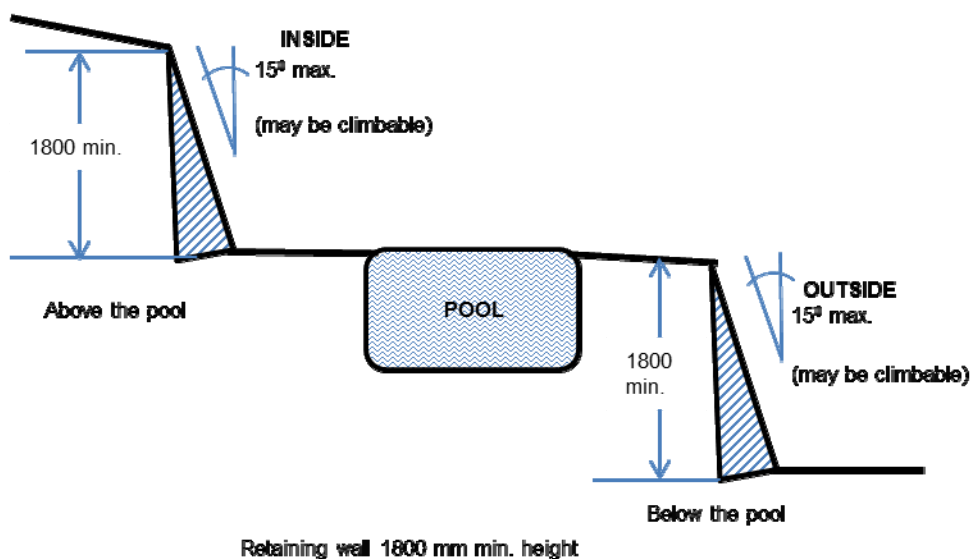


## RETAINING WALL/CLIFF USED AS PART OF CHILD-RESISTANT BARRIER

**A retaining wall (or similar feature) that acts as a barrier above or below the pool level shall comply with the following:**

A retaining wall (or similar feature) being used as part of a barrier **above** the pool level must be a minimum of 1800mm in height. Should the retaining wall be less than 1800mm in height in some locations, it is required to be provided with a swimming pool barrier on top of the retaining wall in accordance with AS1926.1-2012.

Where the retaining wall is being used as part of a barrier **below** the pool level and is a minimum height of 1800mm, it shall not slope towards the pool by more than  $15^{\circ}$  to comply.



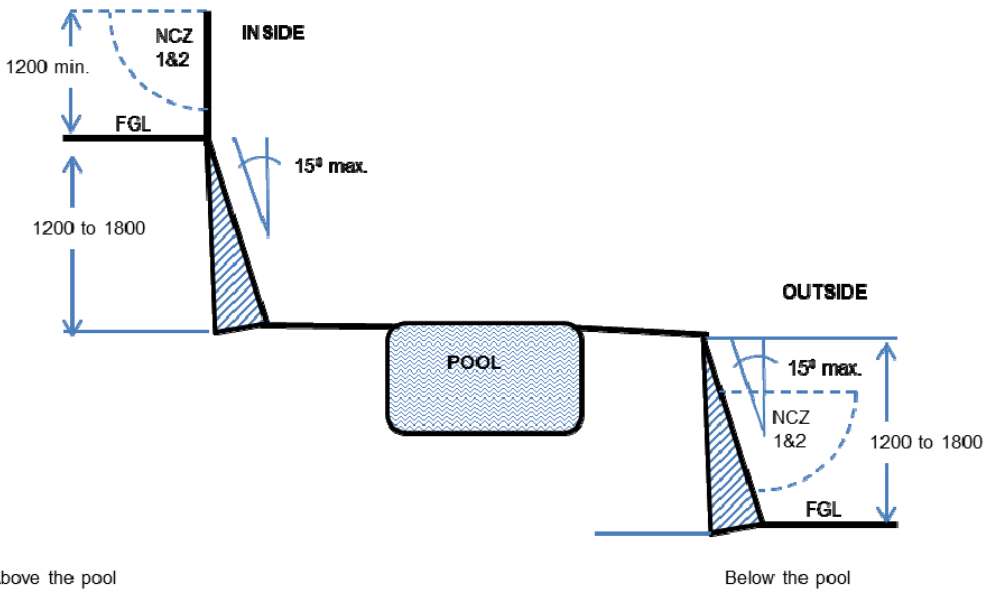
*Note: a barrier should be free of sharp edges, sharp projections, and similar hazards*

### Retaining wall between 1200mm and 1800mm in height

A retaining wall (or similar feature) **above** the pool level that is between 1200mm to 1800mm in height and maximum slope away from the pool of  $15^{\circ}$  being used as part of a barrier must be fitted with a compliant barrier of not less than 1200mm and present with a Non Climb Zone (NCZ) 1 & 2. (See Fact Sheet 2)

A retaining wall (or similar feature) **below** the pool level that is between 1200mm to 1800mm in height and maximum slope towards the pool of  $15^{\circ}$  being used as part of a barrier, must present with a NCZ 1 & 2. (See Fact Sheet 2)

## Retaining wall between 1200mm to 1800mm height



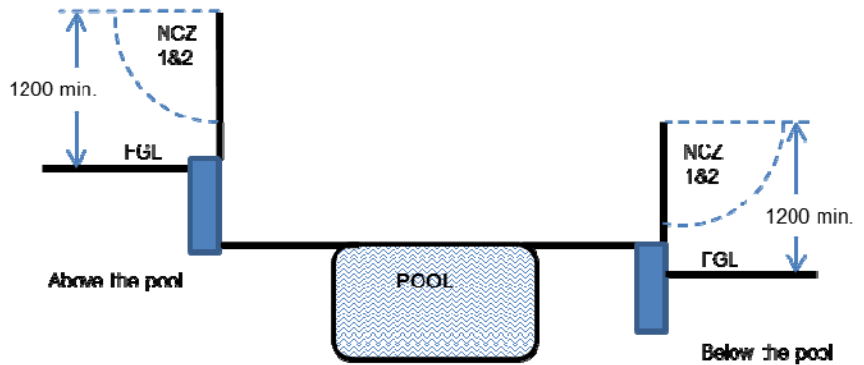
*Note: Barriers should be affixed as close as practicable to the outside face of the retaining wall.*

Retaining wall 1200 to 1800 mm height

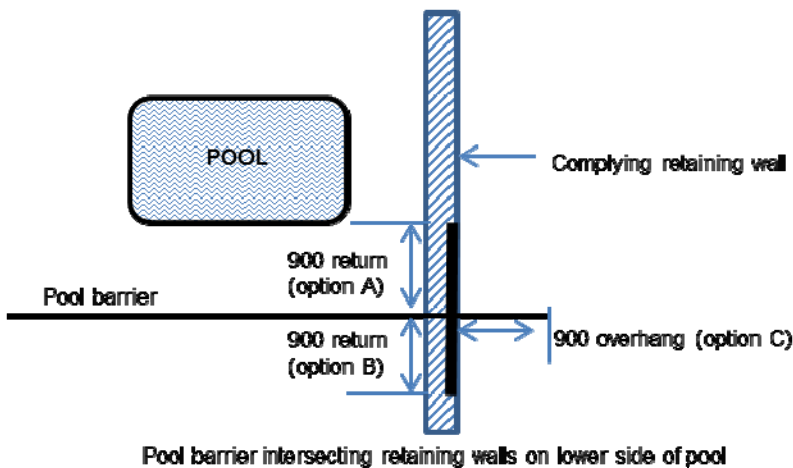
## Retaining wall less than 1200mm

A retaining wall (or similar feature) less than 1200mm in height being used as part of a barrier **above** the pool level must be fitted with a compliant barrier of not less than 1200mm and present with a Non Climb Zone (NCZ) 1 & 2. (See Fact Sheet 2)

A retaining wall less than 1200mm in height being used as part of a barrier **below** the pool level must be fitted with a compliant barrier of not less than 1200mm and present with a NCZ 1 & 2. (See Fact Sheet 2)



Retaining wall less than 1200 mm height



Where a barrier intersects a retaining wall that is below the pool level, that barrier shall extend to the outer edge of the retaining wall and either overhang the retaining wall by 900mm (see option C) or return along the retaining wall in either direction (shown in option A and B)