

# Berry Wastewater Treatment Plant - Monitoring Summary

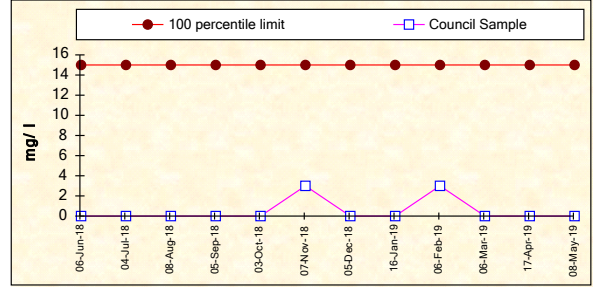
Licensee: Shoalhaven City Council, Shoalhaven Water, PO Box 42 Nowra 2541

Environment Protection License No. 1736

EPA ID No. 3

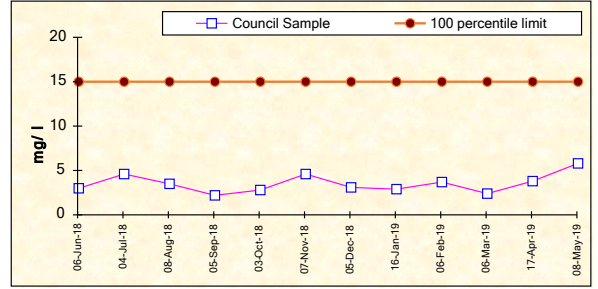
## BOD

Frequency	Date Sample Obtained	Date Result Obtained	Unit Of Measurement	100 percentile limit	Council Sample
Monthly	06-Jun-18	20-Jun-18	milligrams per litre	15	<2
Monthly	04-Jul-18	20-Jul-18	milligrams per litre	15	<2
Monthly	08-Aug-18	30-Aug-18	milligrams per litre	15	<2
Monthly	05-Sep-18	21-Sep-18	milligrams per litre	15	<2
Monthly	03-Oct-18	24-Oct-18	milligrams per litre	15	<2
Monthly	07-Nov-18	27-Nov-18	milligrams per litre	15	3
Monthly	05-Dec-18	31-Dec-18	milligrams per litre	15	<2
Monthly	16-Jan-19	31-Jan-19	milligrams per litre	15	<2
Monthly	06-Feb-19	28-Feb-19	milligrams per litre	15	3
Monthly	06-Mar-19	28-Mar-19	milligrams per litre	15	<2
Monthly	17-Apr-19	06-May-19	milligrams per litre	15	<2
Monthly	08-May-19	29-May-19	milligrams per litre	15	<2



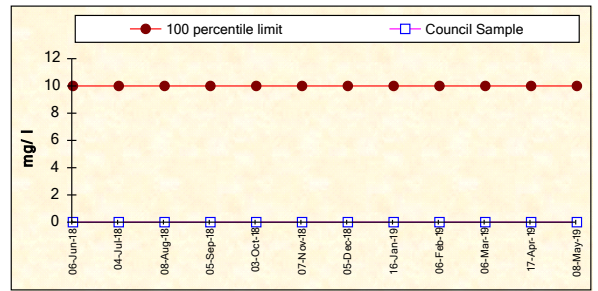
## TOTAL NITROGEN

Frequency	Date Sample Obtained	Date Result Obtained	Unit Of Measurement	100 percentile limit	Council Sample
Monthly	06-Jun-18	20-Jun-18	milligrams per litre	15	3.0
Monthly	04-Jul-18	20-Jul-18	milligrams per litre	15	4.6
Monthly	08-Aug-18	30-Aug-18	milligrams per litre	15	3.5
Monthly	05-Sep-18	21-Sep-18	milligrams per litre	15	2.2
Monthly	03-Oct-18	24-Oct-18	milligrams per litre	15	2.8
Monthly	07-Nov-18	27-Nov-18	milligrams per litre	15	4.6
Monthly	05-Dec-18	31-Dec-18	milligrams per litre	15	3.1
Monthly	16-Jan-19	31-Jan-19	milligrams per litre	15	2.9
Monthly	06-Feb-19	28-Feb-19	milligrams per litre	15	3.7
Monthly	06-Mar-19	28-Mar-19	milligrams per litre	15	2.4
Monthly	17-Apr-19	06-May-19	milligrams per litre	15	3.8
Monthly	08-May-19	29-May-19	milligrams per litre	15	5.8



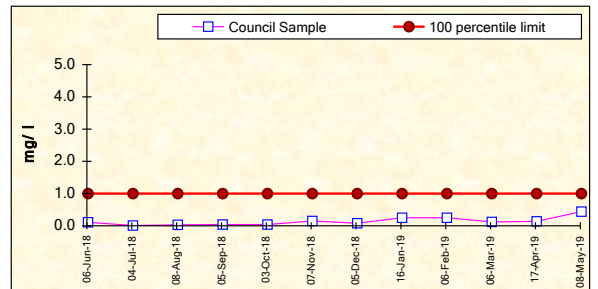
## OIL AND GREASE

Frequency	Date Sample Obtained	Date Result Obtained	Unit Of Measurement	100 percentile limit	Council Sample
Monthly	06-Jun-18	20-Jun-18	milligrams per litre	10	<1
Monthly	04-Jul-18	20-Jul-18	milligrams per litre	10	<1
Monthly	08-Aug-18	30-Aug-18	milligrams per litre	10	<1
Monthly	05-Sep-18	21-Sep-18	milligrams per litre	10	<1
Monthly	03-Oct-18	24-Oct-18	milligrams per litre	10	<1
Monthly	07-Nov-18	27-Nov-18	milligrams per litre	10	<1
Monthly	05-Dec-18	31-Dec-18	milligrams per litre	10	<1
Monthly	16-Jan-19	31-Jan-19	milligrams per litre	10	<1
Monthly	06-Feb-19	28-Feb-19	milligrams per litre	10	<1
Monthly	06-Mar-19	28-Mar-19	milligrams per litre	10	<1
Monthly	17-Apr-19	06-May-19	milligrams per litre	10	<1
Monthly	08-May-19	29-May-19	milligrams per litre	10	<1



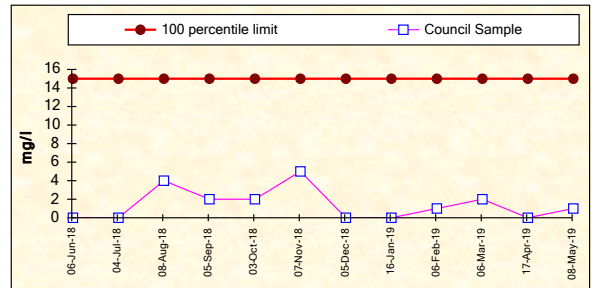
## TOTAL PHOSPHORUS

Frequency	Date Sample Obtained	Date Result Obtained	Unit Of Measurement	100 percentile limit	Council Sample
Monthly	06-Jun-18	20-Jun-18	milligrams per litre	1	0.11
Monthly	04-Jul-18	20-Jul-18	milligrams per litre	1	0.01
Monthly	08-Aug-18	30-Aug-18	milligrams per litre	1	0.03
Monthly	05-Sep-18	21-Sep-18	milligrams per litre	1	0.04
Monthly	03-Oct-18	24-Oct-18	milligrams per litre	1	0.04
Monthly	07-Nov-18	27-Nov-18	milligrams per litre	1	0.15
Monthly	05-Dec-18	31-Dec-18	milligrams per litre	1	0.08
Monthly	16-Jan-19	31-Jan-19	milligrams per litre	1	0.25
Monthly	06-Feb-19	28-Feb-19	milligrams per litre	1	0.25
Monthly	06-Mar-19	28-Mar-19	milligrams per litre	1	0.12
Monthly	17-Apr-19	06-May-19	milligrams per litre	1	0.14
Monthly	08-May-19	29-May-19	milligrams per litre	1	0.44



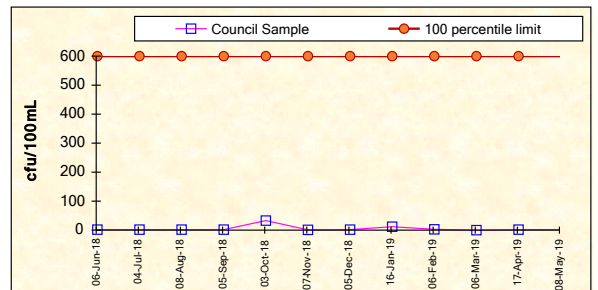
## TOTAL SUSPENDED SOLIDS

Frequency	Date Sample Obtained	Date Result Obtained	Unit Of Measurement	100 percentile limit	Council Sample
Monthly	06-Jun-18	20-Jun-18	milligrams per litre	15	<1
Monthly	04-Jul-18	20-Jul-18	milligrams per litre	15	<1
Monthly	08-Aug-18	30-Aug-18	milligrams per litre	15	4
Monthly	05-Sep-18	21-Sep-18	milligrams per litre	15	2
Monthly	03-Oct-18	24-Oct-18	milligrams per litre	15	2
Monthly	07-Nov-18	27-Nov-18	milligrams per litre	15	5
Monthly	05-Dec-18	31-Dec-18	milligrams per litre	15	<1
Monthly	16-Jan-19	31-Jan-19	milligrams per litre	15	<1
Monthly	06-Feb-19	28-Feb-19	milligrams per litre	15	1
Monthly	06-Mar-19	28-Mar-19	milligrams per litre	15	2
Monthly	17-Apr-19	06-May-19	milligrams per litre	15	<1
Monthly	08-May-19	29-May-19	milligrams per litre	15	1



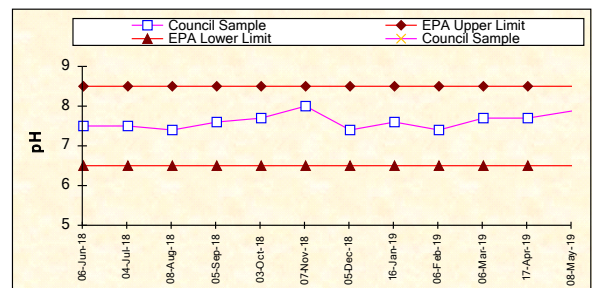
## Faecal Coliforms

Frequency	Date Sample Obtained	Date Result Obtained	Unit Of Measurement	100 percentile limit	Council Sample
Monthly	06-Jun-18	20-Jun-18	colony forming units per 100 millilitres	600	2
Monthly	04-Jul-18	20-Jul-18	colony forming units per 100 millilitres	600	2
Monthly	08-Aug-18	30-Aug-18	colony forming units per 100 millilitres	600	2
Monthly	05-Sep-18	21-Sep-18	colony forming units per 100 millilitres	600	2
Monthly	03-Oct-18	24-Oct-18	colony forming units per 100 millilitres	600	33
Monthly	07-Nov-18	27-Nov-18	colony forming units per 100 millilitres	600	1
Monthly	05-Dec-18	31-Dec-18	colony forming units per 100 millilitres	600	2
Monthly	16-Jan-19	31-Jan-19	colony forming units per 100 millilitres	600	12
Monthly	06-Feb-19	28-Feb-19	colony forming units per 100 millilitres	600	3
Monthly	06-Mar-19	28-Mar-19	colony forming units per 100 millilitres	600	<1
Monthly	17-Apr-19	06-May-19	colony forming units per 100 millilitres	600	2
Monthly	08-May-19	29-May-19	colony forming units per 100 millilitres	600	2



## pH

Frequency	Date Sample Obtained	Date Result Obtained	Unit Of Measurement	100 percentile limit	Council Sample
Monthly	06-Jun-18	20-Jun-18	units	6.5-8.5	7.5
Monthly	04-Jul-18	20-Jul-18	units	6.5-8.5	7.5
Monthly	08-Aug-18	30-Aug-18	units	6.5-8.5	7.4
Monthly	05-Sep-18	21-Sep-18	units	6.5-8.5	7.6
Monthly	03-Oct-18	24-Oct-18	units	6.5-8.5	7.7
Monthly	07-Nov-18	27-Nov-18	units	6.5-8.5	8.0
Monthly	05-Dec-18	31-Dec-18	units	6.5-8.5	7.4
Monthly	16-Jan-19	31-Jan-19	units	6.5-8.5	7.6
Monthly	06-Feb-19	28-Feb-19	units	6.5-8.5	7.4
Monthly	06-Mar-19	28-Mar-19	units	6.5-8.5	7.7
Monthly	17-Apr-19	06-May-19	units	6.5-8.5	7.7
Monthly	08-May-19	29-May-19	units	6.5-8.5	7.9



## AMMONIA NITROGEN

Frequency	Date Sample Obtained	Date Result Obtained	Unit Of Measurement	100 percentile limit	Council Sample
Monthly	06-Jun-18	20-Jun-18	milligrams per litre	5	0.03
Monthly	04-Jul-18	20-Jul-18	milligrams per litre	5	0.07
Monthly	08-Aug-18	30-Aug-18	milligrams per litre	5	0.27
Monthly	05-Sep-18	21-Sep-18	milligrams per litre	5	0.03
Monthly	03-Oct-18	24-Oct-18	milligrams per litre	5	0.07
Monthly	07-Nov-18	27-Nov-18	milligrams per litre	5	0.10
Monthly	05-Dec-18	31-Dec-18	milligrams per litre	5	0.10
Monthly	16-Jan-19	31-Jan-19	milligrams per litre	5	0.14
Monthly	06-Feb-19	28-Feb-19	milligrams per litre	5	0.08
Monthly	06-Mar-19	28-Mar-19	milligrams per litre	5	0.04
Monthly	17-Apr-19	06-May-19	milligrams per litre	5	0.14
Monthly	08-May-19	29-May-19	milligrams per litre	5	0.05

