

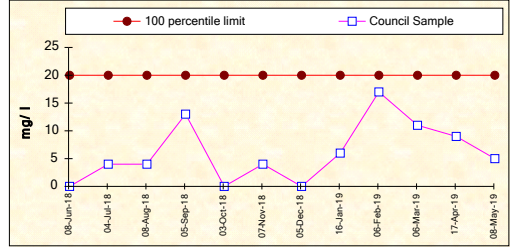
# Bomaderry Wastewater Treatment Plant - Monitoring Summary

Licensee: Shoalhaven City Council, Shoalhaven Water, PO Box 42 Nowra 2541

Environment Protection License No. 1735  
EPA ID No. 1

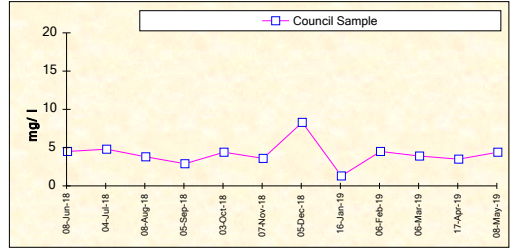
## BOD

Frequency	Date Sample Obtained	Date Result Obtained	Unit Of Measurement	100 percentile limit	Council Sample
Monthly	08-Jun-18	20-Jun-18	milligrams per litre	20	<2
Monthly	04-Jul-18	20-Jul-18	milligrams per litre	20	4
Monthly	08-Aug-18	30-Aug-18	milligrams per litre	20	4
Monthly	05-Sep-18	21-Sep-18	milligrams per litre	20	13
Monthly	03-Oct-18	24-Oct-18	milligrams per litre	20	<2
Monthly	07-Nov-18	27-Nov-18	milligrams per litre	20	4
Monthly	05-Dec-18	31-Dec-18	milligrams per litre	20	<2
Monthly	16-Jan-19	31-Jan-19	milligrams per litre	20	6
Monthly	06-Feb-19	28-Feb-19	milligrams per litre	20	17
Monthly	06-Mar-19	28-Mar-19	milligrams per litre	20	11
Monthly	17-Apr-19	06-May-19	milligrams per litre	20	9
Monthly	08-May-19	29-May-19	milligrams per litre	20	5



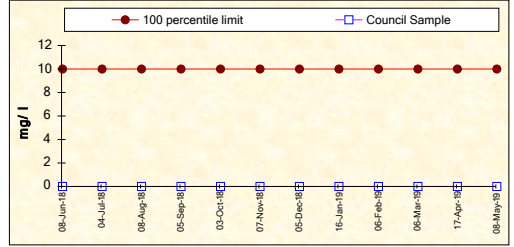
## TOTAL NITROGEN

Frequency	Date Sample Obtained	Date Result Obtained	Unit Of Measurement	EPA Limit	Council Sample
Monthly	08-Jun-18	20-Jun-18	milligrams per litre	MONITORING	4.5
Monthly	04-Jul-18	20-Jul-18	milligrams per litre		4.8
Monthly	08-Aug-18	30-Aug-18	milligrams per litre		3.8
Monthly	05-Sep-18	21-Sep-18	milligrams per litre		2.9
Monthly	03-Oct-18	24-Oct-18	milligrams per litre	CONDITION	4.4
Monthly	07-Nov-18	27-Nov-18	milligrams per litre		3.6
Monthly	05-Dec-18	31-Dec-18	milligrams per litre		8.3
Monthly	16-Jan-19	31-Jan-19	milligrams per litre		1.3
Monthly	06-Feb-19	28-Feb-19	milligrams per litre		4.5
Monthly	06-Mar-19	28-Mar-19	milligrams per litre		3.9
Monthly	17-Apr-19	06-May-19	milligrams per litre		3.5
Monthly	08-May-19	29-May-19	milligrams per litre		4.4



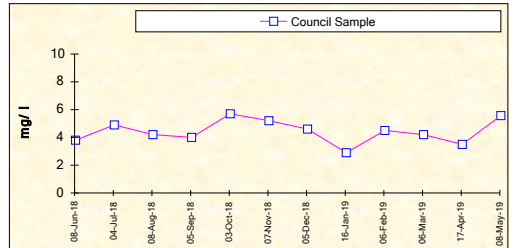
## OIL AND GREASE

Frequency	Date Sample Obtained	Date Result Obtained	Unit Of Measurement	100 percentile limit	Council Sample
Monthly	08-Jun-18	20-Jun-18	milligrams per litre	10	<1
Monthly	04-Jul-18	20-Jul-18	milligrams per litre	10	<1
Monthly	08-Aug-18	30-Aug-18	milligrams per litre	10	<1
Monthly	05-Sep-18	21-Sep-18	milligrams per litre	10	<1
Monthly	03-Oct-18	24-Oct-18	milligrams per litre	10	<1
Monthly	07-Nov-18	27-Nov-18	milligrams per litre	10	<1
Monthly	05-Dec-18	31-Dec-18	milligrams per litre	10	<1
Monthly	16-Jan-19	31-Jan-19	milligrams per litre	10	<1
Monthly	06-Feb-19	28-Feb-19	milligrams per litre	10	<1
Monthly	06-Mar-19	28-Mar-19	milligrams per litre	10	<1
Monthly	17-Apr-19	06-May-19	milligrams per litre	10	<1
Monthly	08-May-19	29-May-19	milligrams per litre	10	<1



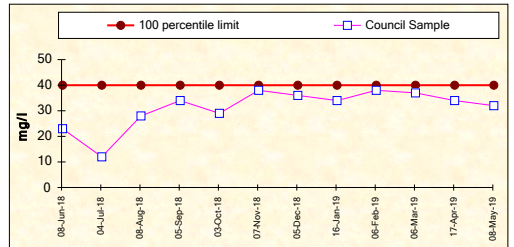
## TOTAL PHOSPHORUS

Frequency	Date Sample Obtained	Date Result Obtained	Unit Of Measurement	EPA Limit	Council Sample
Monthly	08-Jun-18	20-Jun-18	milligrams per litre	MONITORING	3.8
Monthly	04-Jul-18	20-Jul-18	milligrams per litre		4.9
Monthly	08-Aug-18	30-Aug-18	milligrams per litre		4.2
Monthly	05-Sep-18	21-Sep-18	milligrams per litre		4.0
Monthly	03-Oct-18	24-Oct-18	milligrams per litre	CONDITION	5.7
Monthly	07-Nov-18	27-Nov-18	milligrams per litre		5.2
Monthly	05-Dec-18	31-Dec-18	milligrams per litre		4.6
Monthly	16-Jan-19	31-Jan-19	milligrams per litre		2.9
Monthly	06-Feb-19	28-Feb-19	milligrams per litre		4.5
Monthly	06-Mar-19	28-Mar-19	milligrams per litre		4.2
Monthly	17-Apr-19	06-May-19	milligrams per litre		3.5
Monthly	08-May-19	29-May-19	milligrams per litre		5.6



## TOTAL SUSPENDED SOLIDS

Frequency	Date Sample Obtained	Date Result Obtained	Unit Of Measurement	100 percentile limit	Council Sample
Monthly	08-Jun-18	20-Jun-18	milligrams per litre	40	23
Monthly	04-Jul-18	20-Jul-18	milligrams per litre	40	12
Monthly	08-Aug-18	30-Aug-18	milligrams per litre	40	28
Monthly	05-Sep-18	21-Sep-18	milligrams per litre	40	34
Monthly	03-Oct-18	24-Oct-18	milligrams per litre	40	29
Monthly	07-Nov-18	27-Nov-18	milligrams per litre	40	38
Monthly	05-Dec-18	31-Dec-18	milligrams per litre	40	36
Monthly	16-Jan-19	31-Jan-19	milligrams per litre	40	34
Monthly	06-Feb-19	28-Feb-19	milligrams per litre	40	38
Monthly	06-Mar-19	28-Mar-19	milligrams per litre	40	37
Monthly	17-Apr-19	06-May-19	milligrams per litre	40	34
Monthly	08-May-19	29-May-19	milligrams per litre	40	32



## CHLOROPHYLL -A

Frequency	Date Sample Obtained	Date Result Obtained	Unit Of Measurement	EPA Limit	Council Sample
Special Frequency 1	08-Jun-18	20-Jun-18	micrograms per litre	MONITORING	4
Special Frequency 1	04-Jul-18	20-Jul-18	micrograms per litre		38
Special Frequency 1	08-Aug-18	30-Aug-18	micrograms per litre		15
Special Frequency 1	05-Sep-18	21-Sep-18	micrograms per litre		54
Special Frequency 1	03-Oct-18	24-Oct-18	micrograms per litre	CONDITION	2
Special Frequency 1	07-Nov-18	27-Nov-18	micrograms per litre		7
Special Frequency 1	05-Dec-18	31-Dec-18	micrograms per litre		17
Special Frequency 1	16-Jan-19	31-Jan-19	micrograms per litre		28
Special Frequency 1	06-Feb-19	28-Feb-19	micrograms per litre		35
Special Frequency 1	06-Mar-19	28-Mar-19	micrograms per litre		42
Special Frequency 1	17-Apr-19	06-May-19	micrograms per litre		54
Special Frequency 1	08-May-19	29-May-19	micrograms per litre		18

