

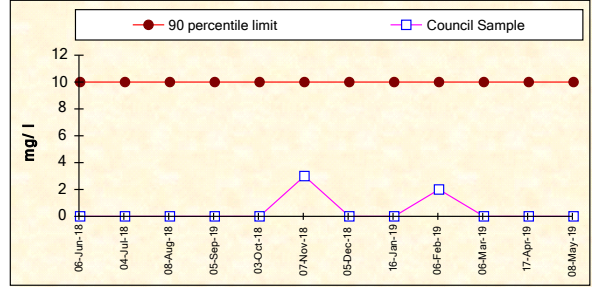
# Kangaroo Valley Wastewater Treatment Plant - Monitoring Summary

Licensee: Shoalhaven City Council, Shoalhaven Water, PO Box 42 Nowra 2541

Environment Protection License No. 20244  
EPA ID No. 3

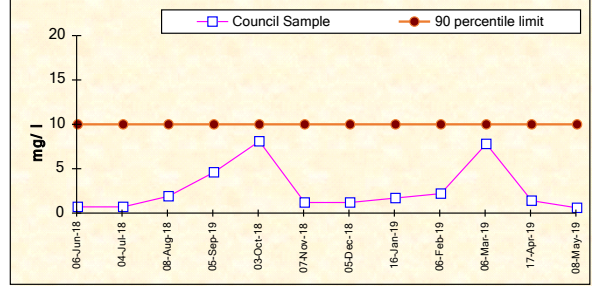
## BOD

Frequency	Date Sample Obtained	Date Result Obtained	Unit Of Measurement	90 percentile limit	Council Sample
Monthly	06-Jun-18	20-Jun-18	milligrams per litre	10	<2
Monthly	04-Jul-18	20-Jul-18	milligrams per litre	10	<2
Monthly	08-Aug-18	30-Aug-18	milligrams per litre	10	<2
Monthly	05-Sep-19	21-Sep-18	milligrams per litre	10	<2
Monthly	03-Oct-18	24-Oct-18	milligrams per litre	10	<2
Monthly	07-Nov-18	27-Nov-18	milligrams per litre	10	3
Monthly	05-Dec-18	31-Dec-18	milligrams per litre	10	<2
Monthly	16-Jan-19	31-Jan-19	milligrams per litre	10	<2
Monthly	06-Feb-19	28-Feb-19	milligrams per litre	10	2
Monthly	06-Mar-19	28-Mar-19	milligrams per litre	10	<2
Monthly	17-Apr-19	06-May-19	milligrams per litre	10	<2
Monthly	08-May-19	29-May-19	milligrams per litre	10	<2



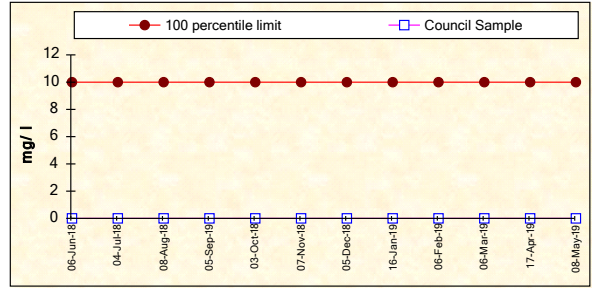
## TOTAL NITROGEN

Frequency	Date Sample Obtained	Date Result Obtained	Unit Of Measurement	90 percentile limit	Council Sample
Monthly	06-Jun-18	20-Jun-18	milligrams per litre	10	0.7
Monthly	04-Jul-18	20-Jul-18	milligrams per litre	10	0.7
Monthly	08-Aug-18	30-Aug-18	milligrams per litre	10	1.9
Monthly	05-Sep-19	21-Sep-18	milligrams per litre	10	4.6
Monthly	03-Oct-18	24-Oct-18	milligrams per litre	10	8.1
Monthly	07-Nov-18	27-Nov-18	milligrams per litre	10	1.2
Monthly	05-Dec-18	31-Dec-18	milligrams per litre	10	1.2
Monthly	16-Jan-19	31-Jan-19	milligrams per litre	10	1.7
Monthly	06-Feb-19	28-Feb-19	milligrams per litre	10	2.2
Monthly	06-Mar-19	28-Mar-19	milligrams per litre	10	7.8
Monthly	17-Apr-19	06-May-19	milligrams per litre	10	1.4
Monthly	08-May-19	29-May-19	milligrams per litre	10	0.6



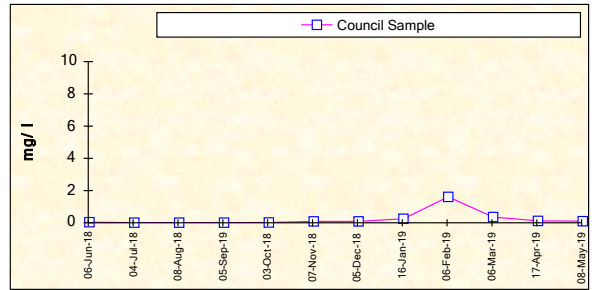
## OIL AND GREASE

Frequency	Date Sample Obtained	Date Result Obtained	Unit Of Measurement	100 percentile limit	Council Sample
Monthly	06-Jun-18	20-Jun-18	milligrams per litre	10	<1
Monthly	04-Jul-18	20-Jul-18	milligrams per litre	10	<1
Monthly	08-Aug-18	30-Aug-18	milligrams per litre	10	<1
Monthly	05-Sep-19	21-Sep-18	milligrams per litre	10	<1
Monthly	03-Oct-18	24-Oct-18	milligrams per litre	10	<1
Monthly	07-Nov-18	27-Nov-18	milligrams per litre	10	<1
Monthly	05-Dec-18	31-Dec-18	milligrams per litre	10	<1
Monthly	16-Jan-19	31-Jan-19	milligrams per litre	10	<1
Monthly	06-Feb-19	28-Feb-19	milligrams per litre	10	<1
Monthly	06-Mar-19	28-Mar-19	milligrams per litre	10	<1
Monthly	17-Apr-19	06-May-19	milligrams per litre	10	<1
Monthly	08-May-19	29-May-19	milligrams per litre	10	<1



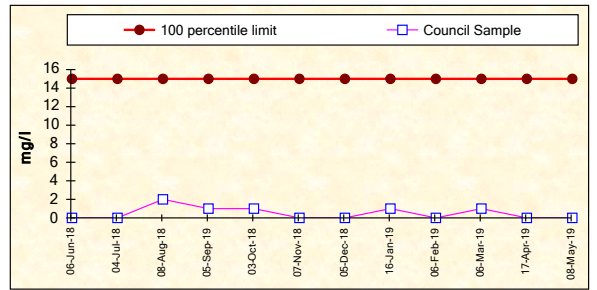
## TOTAL PHOSPHORUS

Frequency	Date Sample Obtained	Date Result Obtained	Unit Of Measurement	100 percentile limit	Council Sample
Monthly	06-Jun-18	20-Jun-18	milligrams per litre	MONITORING	0.04
Monthly	04-Jul-18	20-Jul-18	milligrams per litre		0.01
Monthly	08-Aug-18	30-Aug-18	milligrams per litre	CONDITION	0.01
Monthly	05-Sep-19	21-Sep-18	milligrams per litre		0.02
Monthly	03-Oct-18	24-Oct-18	milligrams per litre	0.09	
Monthly	07-Nov-18	27-Nov-18	milligrams per litre	0.09	
Monthly	05-Dec-18	31-Dec-18	milligrams per litre	0.25	
Monthly	16-Jan-19	31-Jan-19	milligrams per litre	1.61	
Monthly	06-Feb-19	28-Feb-19	milligrams per litre	0.36	
Monthly	06-Mar-19	28-Mar-19	milligrams per litre	0.12	
Monthly	17-Apr-19	06-May-19	milligrams per litre	0.10	
Monthly	08-May-19	29-May-19	milligrams per litre	0.10	



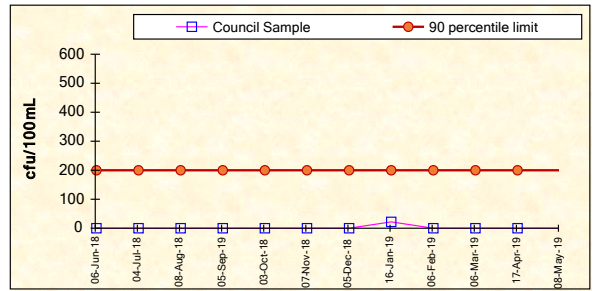
## TOTAL SUSPENDED SOLIDS

Frequency	Date Sample Obtained	Date Result Obtained	Unit Of Measurement	100 percentile limit	Council Sample
Monthly	06-Jun-18	20-Jun-18	milligrams per litre	15	<1
Monthly	04-Jul-18	20-Jul-18	milligrams per litre	15	<1
Monthly	08-Aug-18	30-Aug-18	milligrams per litre	15	2
Monthly	05-Sep-19	21-Sep-18	milligrams per litre	15	1
Monthly	03-Oct-18	24-Oct-18	milligrams per litre	15	1
Monthly	07-Nov-18	27-Nov-18	milligrams per litre	15	<1
Monthly	05-Dec-18	31-Dec-18	milligrams per litre	15	<1
Monthly	16-Jan-19	31-Jan-19	milligrams per litre	15	1
Monthly	06-Feb-19	28-Feb-19	milligrams per litre	15	<1
Monthly	06-Mar-19	28-Mar-19	milligrams per litre	15	1
Monthly	17-Apr-19	06-May-19	milligrams per litre	15	<1
Monthly	08-May-19	29-May-19	milligrams per litre	15	<1



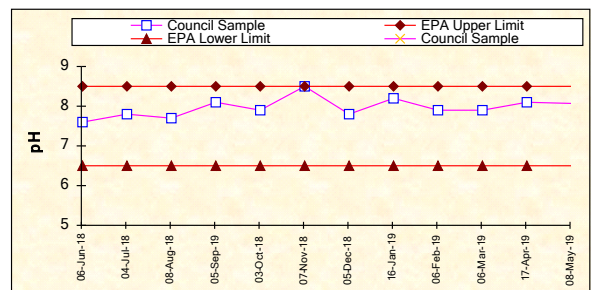
## FAECAL COLIFORMS

Frequency	Date Sample Obtained	Date Result Obtained	Unit Of Measurement	90 percentile limit	Council Sample
Monthly	06-Jun-18	20-Jun-18	colony forming units per 100 millilitres	200	<1
Monthly	04-Jul-18	20-Jul-18	colony forming units per 100 millilitres	200	<1
Monthly	08-Aug-18	30-Aug-18	colony forming units per 100 millilitres	200	<1
Monthly	05-Sep-19	21-Sep-18	colony forming units per 100 millilitres	200	<1
Monthly	03-Oct-18	24-Oct-18	colony forming units per 100 millilitres	200	<1
Monthly	07-Nov-18	27-Nov-18	colony forming units per 100 millilitres	200	<1
Monthly	05-Dec-18	31-Dec-18	colony forming units per 100 millilitres	200	<1
Monthly	16-Jan-19	31-Jan-19	colony forming units per 100 millilitres	200	22
Monthly	06-Feb-19	28-Feb-19	colony forming units per 100 millilitres	200	<1
Monthly	06-Mar-19	28-Mar-19	colony forming units per 100 millilitres	200	<1
Monthly	17-Apr-19	06-May-19	colony forming units per 100 millilitres	200	<1
Monthly	08-May-19	29-May-19	colony forming units per 100 millilitres	200	<1



## pH

Frequency	Date Sample Obtained	Date Result Obtained	Unit Of Measurement	100 percentile limit	Council Sample
Monthly	06-Jun-18	20-Jun-18	pH	6.5-8.5	7.6
Monthly	04-Jul-18	20-Jul-18	pH	6.5-8.5	7.8
Monthly	08-Aug-18	30-Aug-18	pH	6.5-8.5	7.7
Monthly	05-Sep-19	21-Sep-18	pH	6.5-8.5	8.1
Monthly	03-Oct-18	24-Oct-18	pH	6.5-8.5	7.9
Monthly	07-Nov-18	27-Nov-18	pH	6.5-8.5	8.5
Monthly	05-Dec-18	31-Dec-18	pH	6.5-8.5	7.8
Monthly	16-Jan-19	31-Jan-19	pH	6.5-8.5	8.2
Monthly	06-Feb-19	28-Feb-19	pH	6.5-8.5	7.9
Monthly	06-Mar-19	28-Mar-19	pH	6.5-8.5	7.9
Monthly	17-Apr-19	06-May-19	pH	6.5-8.5	8.1
Monthly	08-May-19	29-May-19	pH	6.5-8.5	8.1



## AMMONIA NITROGEN

Frequency	Date Sample Obtained	Date Result Obtained	Unit Of Measurement	90 percentile limit	Council Sample
Monthly	06-Jun-18	20-Jun-18	milligrams per litre	2	0.06
Monthly	04-Jul-18	20-Jul-18	milligrams per litre	2	0.02
Monthly	08-Aug-18	30-Aug-18	milligrams per litre	2	0.22
Monthly	05-Sep-19	21-Sep-18	milligrams per litre	2	0.07
Monthly	03-Oct-18	24-Oct-18	milligrams per litre	2	1.16
Monthly	07-Nov-18	27-Nov-18	milligrams per litre	2	0.02
Monthly	05-Dec-18	31-Dec-18	milligrams per litre	2	0.05
Monthly	16-Jan-19	31-Jan-19	milligrams per litre	2	0.04
Monthly	06-Feb-19	28-Feb-19	milligrams per litre	2	0.08
Monthly	06-Mar-19	28-Mar-19	milligrams per litre	2	0.04
Monthly	17-Apr-19	06-May-19	milligrams per litre	2	0.03
Monthly	08-May-19	29-May-19	milligrams per litre	2	0.01

