

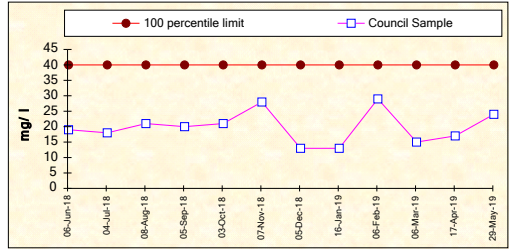
Nowra Wastewater Treatment Plant - Monitoring Summary

Licensee: Shoalhaven City Council, Shoalhaven Water, PO Box 42 Nowra 2541

Environment Protection License No. 1734
EPA ID No. 4

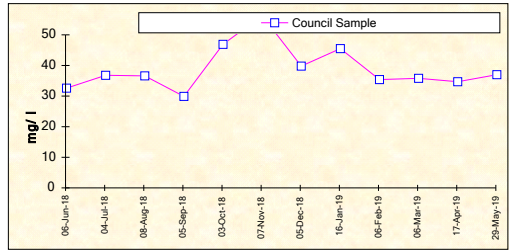
BOD

Frequency	Date Sample Obtained	Date Result Obtained	Unit Of Measurement	100 percentile limit	Council Sample
Monthly	06-Jun-18	20-Jun-18	milligrams per litre	40	19
Monthly	04-Jul-18	20-Jul-18	milligrams per litre	40	18
Monthly	08-Aug-18	30-Aug-18	milligrams per litre	40	21
Monthly	05-Sep-18	21-Sep-18	milligrams per litre	40	20
Monthly	03-Oct-18	24-Oct-18	milligrams per litre	40	21
Monthly	07-Nov-18	27-Nov-18	milligrams per litre	40	28
Monthly	05-Dec-18	31-Dec-18	milligrams per litre	40	13
Monthly	16-Jan-19	31-Jan-19	milligrams per litre	40	13
Monthly	06-Feb-19	28-Feb-19	milligrams per litre	40	29
Monthly	06-Mar-19	28-Mar-19	milligrams per litre	40	15
Monthly	17-Apr-19	06-May-19	milligrams per litre	40	17
Monthly	29-May-19	08-May-19	milligrams per litre	40	24



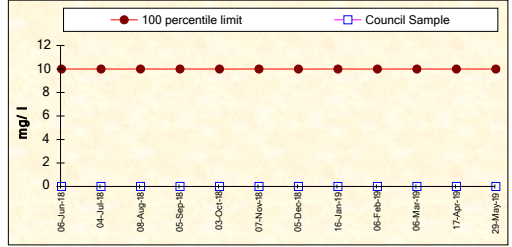
TOTAL NITROGEN

Frequency	Date Sample Obtained	Date Result Obtained	Unit Of Measurement	EPA Limit	Council Sample
Monthly	06-Jun-18	20-Jun-18	milligrams per litre	MONITORING	32.6
Monthly	04-Jul-18	20-Jul-18	milligrams per litre		36.8
Monthly	08-Aug-18	30-Aug-18	milligrams per litre		36.6
Monthly	05-Sep-18	21-Sep-18	milligrams per litre		29.9
Monthly	03-Oct-18	24-Oct-18	milligrams per litre		46.9
Monthly	07-Nov-18	27-Nov-18	milligrams per litre	CONDITION	56.3
Monthly	05-Dec-18	31-Dec-18	milligrams per litre		39.8
Monthly	16-Jan-19	31-Jan-19	milligrams per litre		45.5
Monthly	06-Feb-19	28-Feb-19	milligrams per litre		35.4
Monthly	06-Mar-19	28-Mar-19	milligrams per litre		35.8
Monthly	17-Apr-19	06-May-19	milligrams per litre	34.7	
Monthly	29-May-19	08-May-19	milligrams per litre	37.0	



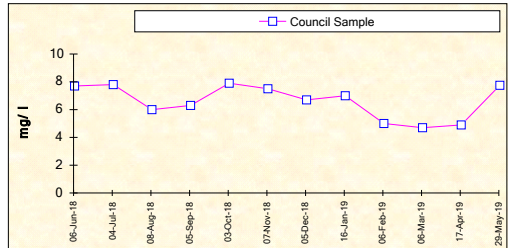
OIL AND GREASE

Frequency	Date Sample Obtained	Date Result Obtained	Unit Of Measurement	100 percentile limit	Council Sample
Monthly	06-Jun-18	20-Jun-18	milligrams per litre	10	<1
Monthly	04-Jul-18	20-Jul-18	milligrams per litre	10	<1
Monthly	08-Aug-18	30-Aug-18	milligrams per litre	10	<1
Monthly	05-Sep-18	21-Sep-18	milligrams per litre	10	<1
Monthly	03-Oct-18	24-Oct-18	milligrams per litre	10	<1
Monthly	07-Nov-18	27-Nov-18	milligrams per litre	10	<1
Monthly	05-Dec-18	31-Dec-18	milligrams per litre	10	<1
Monthly	16-Jan-19	31-Jan-19	milligrams per litre	10	<1
Monthly	06-Feb-19	28-Feb-19	milligrams per litre	10	<1
Monthly	06-Mar-19	28-Mar-19	milligrams per litre	10	<1
Monthly	17-Apr-19	06-May-19	milligrams per litre	10	<1
Monthly	29-May-19	08-May-19	milligrams per litre	10	<1



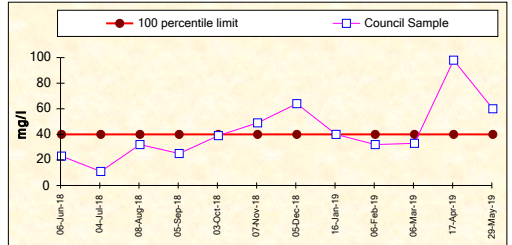
TOTAL PHOSPHORUS

Frequency	Date Sample Obtained	Date Result Obtained	Unit Of Measurement	EPA Limit	Council Sample
Monthly	06-Jun-18	20-Jun-18	milligrams per litre	MONITORING	7.7
Monthly	04-Jul-18	20-Jul-18	milligrams per litre		7.8
Monthly	08-Aug-18	30-Aug-18	milligrams per litre		6.0
Monthly	05-Sep-18	21-Sep-18	milligrams per litre		6.3
Monthly	03-Oct-18	24-Oct-18	milligrams per litre		7.9
Monthly	07-Nov-18	27-Nov-18	milligrams per litre	CONDITION	7.5
Monthly	05-Dec-18	31-Dec-18	milligrams per litre		6.7
Monthly	16-Jan-19	31-Jan-19	milligrams per litre		7.0
Monthly	06-Feb-19	28-Feb-19	milligrams per litre		5.0
Monthly	06-Mar-19	28-Mar-19	milligrams per litre		4.7
Monthly	17-Apr-19	06-May-19	milligrams per litre	4.9	
Monthly	29-May-19	08-May-19	milligrams per litre	7.8	



TOTAL SUSPENDED SOLIDS

Frequency	Date Sample Obtained	Date Result Obtained	Unit Of Measurement	100 percentile limit	Council Sample
Monthly	06-Jun-18	20-Jun-18	milligrams per litre	40	23
Monthly	04-Jul-18	20-Jul-18	milligrams per litre	40	11
Monthly	08-Aug-18	30-Aug-18	milligrams per litre	40	32
Monthly	05-Sep-18	21-Sep-18	milligrams per litre	40	25
Monthly	03-Oct-18	24-Oct-18	milligrams per litre	40	39
Monthly	07-Nov-18	27-Nov-18	milligrams per litre	40	49
Monthly	05-Dec-18	31-Dec-18	milligrams per litre	40	64
Monthly	16-Jan-19	31-Jan-19	milligrams per litre	40	40
Monthly	06-Feb-19	28-Feb-19	milligrams per litre	40	32
Monthly	06-Mar-19	28-Mar-19	milligrams per litre	40	33
Monthly	17-Apr-19	06-May-19	milligrams per litre	40	98
Monthly	29-May-19	08-May-19	milligrams per litre	40	60



CHLOROPHYLL - A

Frequency	Date Sample Obtained	Date Result Obtained	Unit Of Measurement	EPA Limit	Council Sample
Special Frequency 1	06-Jun-18	20-Jun-18	micrograms per litre	MONITORING	48
Special Frequency 1	04-Jul-18	20-Jul-18	micrograms per litre		18
Special Frequency 1	08-Aug-18	30-Aug-18	micrograms per litre		134
Special Frequency 1	05-Sep-18	21-Sep-18	micrograms per litre		33
Special Frequency 1	03-Oct-18	24-Oct-18	micrograms per litre		151
Special Frequency 1	07-Nov-18	27-Nov-18	micrograms per litre	CONDITION	335
Special Frequency 1	05-Dec-18	31-Dec-18	micrograms per litre		686
Special Frequency 1	16-Jan-19	31-Jan-19	micrograms per litre		94
Special Frequency 1	06-Feb-19	28-Feb-19	micrograms per litre		292
Special Frequency 1	06-Mar-19	28-Mar-19	micrograms per litre		147
Special Frequency 1	17-Apr-19	06-May-19	micrograms per litre	892	
Special Frequency 1	29-May-19	08-May-19	micrograms per litre	540	

