

St Georges Basin Wastewater Treatment Plant - Monitoring Summary

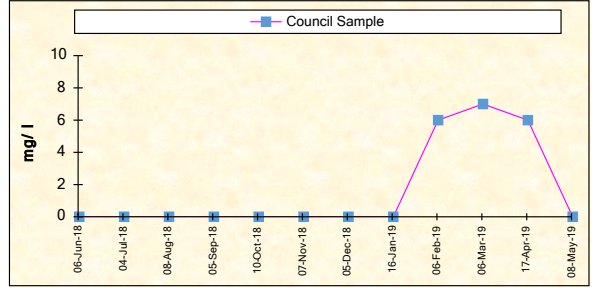
Licensee: Shoalhaven City Council, Shoalhaven Water, PO Box 42 Nowra 2541

Environment Protection License No. 2419

EPA ID No. 14

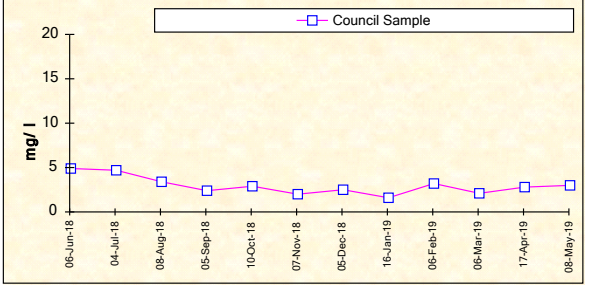
BOD

Frequency	Date Sample Obtained	Date Result Obtained	Unit Of Measurement	EPA Limit	Council Sample
Monthly	06-Jun-18	20-Jun-18	milligrams per litre	MONITORING	<2
Monthly	04-Jul-18	20-Jul-18	milligrams per litre		<2
Monthly	08-Aug-18	30-Aug-18	milligrams per litre		<2
Monthly	05-Sep-18	21-Sep-18	milligrams per litre		<2
Monthly	10-Oct-18	24-Oct-18	milligrams per litre	CONDITION	<2
Monthly	07-Nov-18	27-Nov-18	milligrams per litre		<2
Monthly	05-Dec-18	31-Dec-18	milligrams per litre		<2
Monthly	16-Jan-19	31-Jan-19	milligrams per litre		<2
Monthly	06-Feb-19	28-Feb-19	milligrams per litre	6	
Monthly	06-Mar-19	28-Mar-19	milligrams per litre	7	
Monthly	17-Apr-19	06-May-19	milligrams per litre	6	
Monthly	08-May-19	29-May-19	milligrams per litre	<2	



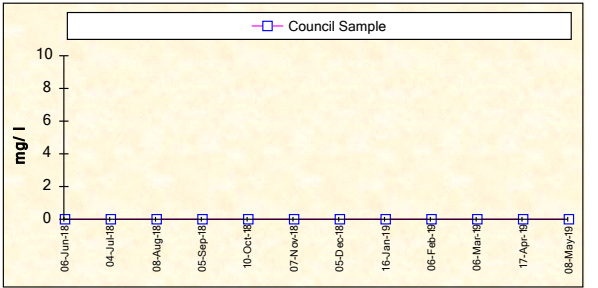
TOTAL NITROGEN

Frequency	Date Sample Obtained	Date Result Obtained	Unit Of Measurement	EPA Limit	Council Sample
Monthly	06-Jun-18	20-Jun-18	milligrams per litre	MONITORING	4.9
Monthly	04-Jul-18	20-Jul-18	milligrams per litre		4.7
Monthly	08-Aug-18	30-Aug-18	milligrams per litre		3.4
Monthly	05-Sep-18	21-Sep-18	milligrams per litre		2.9
Monthly	10-Oct-18	24-Oct-18	milligrams per litre	CONDITION	2.9
Monthly	07-Nov-18	27-Nov-18	milligrams per litre		2.0
Monthly	05-Dec-18	31-Dec-18	milligrams per litre		2.5
Monthly	16-Jan-19	31-Jan-19	milligrams per litre		1.6
Monthly	06-Feb-19	28-Feb-19	milligrams per litre	3.2	
Monthly	06-Mar-19	28-Mar-19	milligrams per litre	2.1	
Monthly	17-Apr-19	06-May-19	milligrams per litre	2.8	
Monthly	08-May-19	29-May-19	milligrams per litre	3.0	



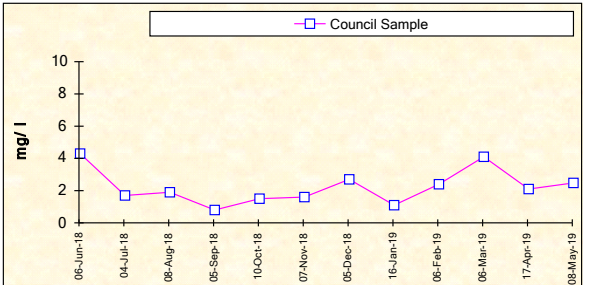
OIL AND GREASE

Frequency	Date Sample Obtained	Date Result Obtained	Unit Of Measurement	EPA Limit	Council Sample
Monthly	06-Jun-18	20-Jun-18	milligrams per litre	MONITORING	<1
Monthly	04-Jul-18	20-Jul-18	milligrams per litre		<1
Monthly	08-Aug-18	30-Aug-18	milligrams per litre		<1
Monthly	05-Sep-18	21-Sep-18	milligrams per litre		<1
Monthly	10-Oct-18	24-Oct-18	milligrams per litre	CONDITION	<1
Monthly	07-Nov-18	27-Nov-18	milligrams per litre		<1
Monthly	05-Dec-18	31-Dec-18	milligrams per litre		<1
Monthly	16-Jan-19	31-Jan-19	milligrams per litre		<1
Monthly	06-Feb-19	28-Feb-19	milligrams per litre	<1	
Monthly	06-Mar-19	28-Mar-19	milligrams per litre	<1	
Monthly	17-Apr-19	06-May-19	milligrams per litre	<1	
Monthly	08-May-19	29-May-19	milligrams per litre	<1	



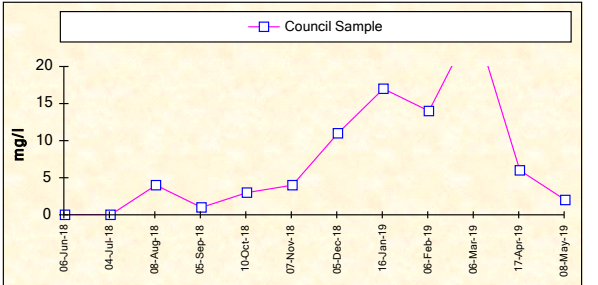
TOTAL PHOSPHORUS

Frequency	Date Sample Obtained	Date Result Obtained	Unit Of Measurement	EPA Limit	Council Sample
Monthly	06-Jun-18	20-Jun-18	milligrams per litre	MONITORING	4.3
Monthly	04-Jul-18	20-Jul-18	milligrams per litre		1.7
Monthly	08-Aug-18	30-Aug-18	milligrams per litre		1.9
Monthly	05-Sep-18	21-Sep-18	milligrams per litre		0.8
Monthly	10-Oct-18	24-Oct-18	milligrams per litre	CONDITION	1.5
Monthly	07-Nov-18	27-Nov-18	milligrams per litre		1.6
Monthly	05-Dec-18	31-Dec-18	milligrams per litre		2.7
Monthly	16-Jan-19	31-Jan-19	milligrams per litre		1.1
Monthly	06-Feb-19	28-Feb-19	milligrams per litre	2.4	
Monthly	06-Mar-19	28-Mar-19	milligrams per litre	4.1	
Monthly	17-Apr-19	06-May-19	milligrams per litre	2.1	
Monthly	08-May-19	29-May-19	milligrams per litre	2.5	



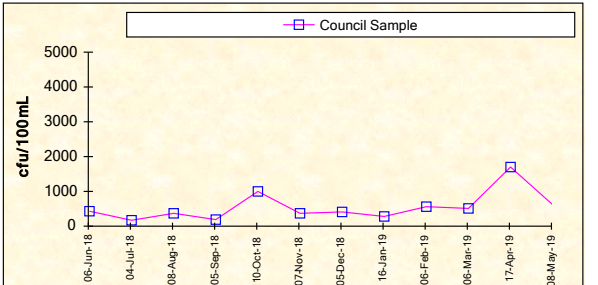
TOTAL SUSPENDED SOLIDS

Frequency	Date Sample Obtained	Date Result Obtained	Unit Of Measurement	100 percentile limit	Council Sample
Monthly	06-Jun-18	20-Jun-18	milligrams per litre	MONITORING	<1
Monthly	04-Jul-18	20-Jul-18	milligrams per litre		<1
Monthly	08-Aug-18	30-Aug-18	milligrams per litre		4
Monthly	05-Sep-18	21-Sep-18	milligrams per litre		1
Monthly	10-Oct-18	24-Oct-18	milligrams per litre	CONDITION	3
Monthly	07-Nov-18	27-Nov-18	milligrams per litre		4
Monthly	05-Dec-18	31-Dec-18	milligrams per litre		11
Monthly	16-Jan-19	31-Jan-19	milligrams per litre		17
Monthly	06-Feb-19	28-Feb-19	milligrams per litre	14	
Monthly	06-Mar-19	28-Mar-19	milligrams per litre	26	
Monthly	17-Apr-19	06-May-19	milligrams per litre	6	
Monthly	08-May-19	29-May-19	milligrams per litre	2	



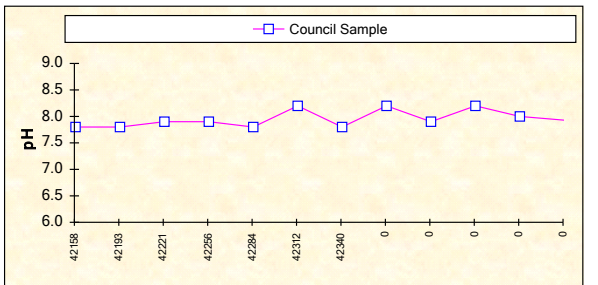
FAECAL COLIFORMS

Frequency	Date Sample Obtained	Date Result Obtained	Unit Of Measurement	EPA Limit	Council Sample
Monthly	06-Jun-18	20-Jun-18	colony forming units per 100 millilitres	MONITORING	430
Monthly	04-Jul-18	20-Jul-18	colony forming units per 100 millilitres		170
Monthly	08-Aug-18	30-Aug-18	colony forming units per 100 millilitres		370
Monthly	05-Sep-18	21-Sep-18	colony forming units per 100 millilitres		190
Monthly	10-Oct-18	24-Oct-18	colony forming units per 100 millilitres	CONDITION	1000
Monthly	07-Nov-18	27-Nov-18	colony forming units per 100 millilitres		370
Monthly	05-Dec-18	31-Dec-18	colony forming units per 100 millilitres		410
Monthly	16-Jan-19	31-Jan-19	colony forming units per 100 millilitres		280
Monthly	06-Feb-19	28-Feb-19	colony forming units per 100 millilitres	560	
Monthly	06-Mar-19	28-Mar-19	colony forming units per 100 millilitres	510	
Monthly	17-Apr-19	06-May-19	colony forming units per 100 millilitres	1700	
Monthly	08-May-19	29-May-19	colony forming units per 100 millilitres	620	



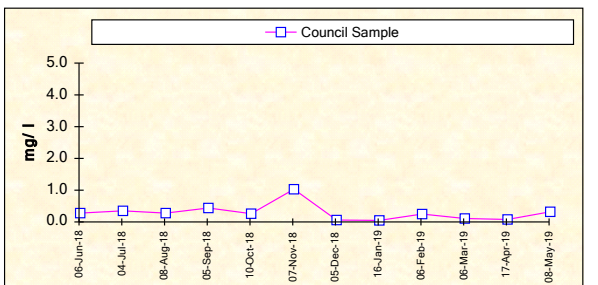
pH

Frequency	Date Sample Obtained	Date Result Obtained	Unit Of Measurement	EPA Limit	Council Sample
Monthly	06-Jun-18	20-Jun-18	units	MONITORING	7.8
Monthly	04-Jul-18	20-Jul-18	units		7.8
Monthly	08-Aug-18	30-Aug-18	units		7.9
Monthly	05-Sep-18	21-Sep-18	units		7.9
Monthly	10-Oct-18	24-Oct-18	units	CONDITION	7.8
Monthly	07-Nov-18	27-Nov-18	units		8.2
Monthly	05-Dec-18	31-Dec-18	units		7.8
Monthly	16-Jan-19	31-Jan-19	units		8.2
Monthly	06-Feb-19	28-Feb-19	units	7.9	
Monthly	06-Mar-19	28-Mar-19	units	8.2	
Monthly	17-Apr-19	06-May-19	units	8.0	
Monthly	08-May-19	29-May-19	units	7.9	



AMMONIA NITROGEN

Frequency	Date Sample Obtained	Date Result Obtained	Unit Of Measurement	EPA Limit	Council Sample
Monthly	06-Jun-18	20-Jun-18	milligrams per litre	MONITORING	0.28
Monthly	04-Jul-18	20-Jul-18	milligrams per litre		0.35
Monthly	08-Aug-18	30-Aug-18	milligrams per litre		0.28
Monthly	05-Sep-18	21-Sep-18	milligrams per litre		0.44
Monthly	10-Oct-18	24-Oct-18	milligrams per litre	CONDITION	0.26
Monthly	07-Nov-18	27-Nov-18	milligrams per litre		1.03
Monthly	05-Dec-18	31-Dec-18	milligrams per litre		0.06
Monthly	16-Jan-19	31-Jan-19	milligrams per litre		0.05
Monthly	06-Feb-19	28-Feb-19	milligrams per litre	0.25	
Monthly	06-Mar-19	28-Mar-19	milligrams per litre	0.11	
Monthly	17-Apr-19	06-May-19	milligrams per litre	0.08	
Monthly	08-May-19	29-May-19	milligrams per litre	0.32	



Vincentia Wastewater Treatment Plant - Monitoring Summary

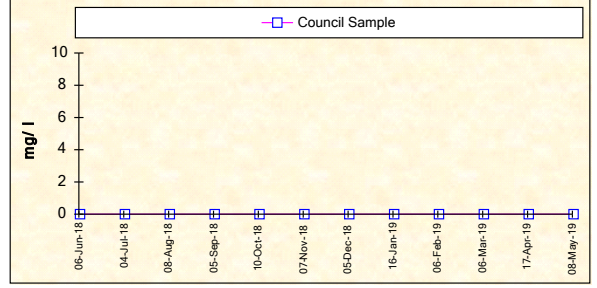
Licensee: Shoalhaven City Council, Shoalhaven Water, PO Box 42 Nowra 2541

Environment Protection License No. 2419

EPA ID No. 15

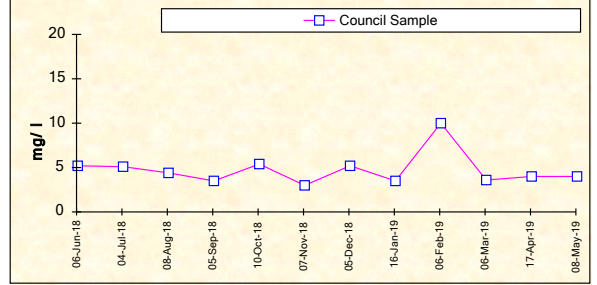
BOD

Frequency	Date Sample Obtained	Date Result Obtained	Unit Of Measurement	EPA Limit	Council Sample
Monthly	06-Jun-18	20-Jun-18	milligrams per litre	MONITORING	<2
Monthly	04-Jul-18	20-Jul-18	milligrams per litre		<2
Monthly	08-Aug-18	30-Aug-18	milligrams per litre		<2
Monthly	05-Sep-18	21-Sep-18	milligrams per litre		<2
Monthly	10-Oct-18	24-Oct-18	milligrams per litre		<2
Monthly	07-Nov-18	27-Nov-18	milligrams per litre	CONDITION	<2
Monthly	05-Dec-18	31-Dec-18	milligrams per litre		<2
Monthly	16-Jan-19	31-Jan-19	milligrams per litre		<2
Monthly	06-Feb-19	28-Feb-19	milligrams per litre		<2
Monthly	06-Mar-19	28-Mar-19	milligrams per litre		<2
Monthly	17-Apr-19	06-May-19	milligrams per litre	<2	
Monthly	08-May-19	29-May-19	milligrams per litre	<2	



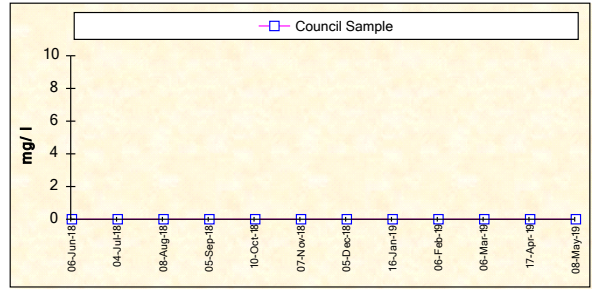
TOTAL NITROGEN

Frequency	Date Sample Obtained	Date Result Obtained	Unit Of Measurement	EPA Limit	Council Sample
Monthly	06-Jun-18	20-Jun-18	milligrams per litre	MONITORING	5.2
Monthly	04-Jul-18	20-Jul-18	milligrams per litre		5.1
Monthly	08-Aug-18	30-Aug-18	milligrams per litre		4.4
Monthly	05-Sep-18	21-Sep-18	milligrams per litre		3.5
Monthly	10-Oct-18	24-Oct-18	milligrams per litre		5.4
Monthly	07-Nov-18	27-Nov-18	milligrams per litre	CONDITION	3.0
Monthly	05-Dec-18	31-Dec-18	milligrams per litre		5.2
Monthly	16-Jan-19	31-Jan-19	milligrams per litre		3.5
Monthly	06-Feb-19	28-Feb-19	milligrams per litre		10.0
Monthly	06-Mar-19	28-Mar-19	milligrams per litre		3.6
Monthly	17-Apr-19	06-May-19	milligrams per litre	4.0	
Monthly	08-May-19	29-May-19	milligrams per litre	4.0	



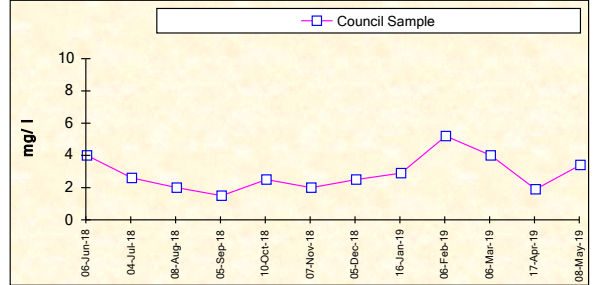
OIL AND GREASE

Frequency	Date Sample Obtained	Date Result Obtained	Unit Of Measurement	EPA Limit	Council Sample
Monthly	06-Jun-18	20-Jun-18	milligrams per litre	MONITORING	<1
Monthly	04-Jul-18	20-Jul-18	milligrams per litre		<1
Monthly	08-Aug-18	30-Aug-18	milligrams per litre		<1
Monthly	05-Sep-18	21-Sep-18	milligrams per litre		<1
Monthly	10-Oct-18	24-Oct-18	milligrams per litre		<1
Monthly	07-Nov-18	27-Nov-18	milligrams per litre	CONDITION	<1
Monthly	05-Dec-18	31-Dec-18	milligrams per litre		<1
Monthly	16-Jan-19	31-Jan-19	milligrams per litre		<1
Monthly	06-Feb-19	28-Feb-19	milligrams per litre		<1
Monthly	06-Mar-19	28-Mar-19	milligrams per litre		<1
Monthly	17-Apr-19	06-May-19	milligrams per litre	<1	
Monthly	08-May-19	29-May-19	milligrams per litre	<1	



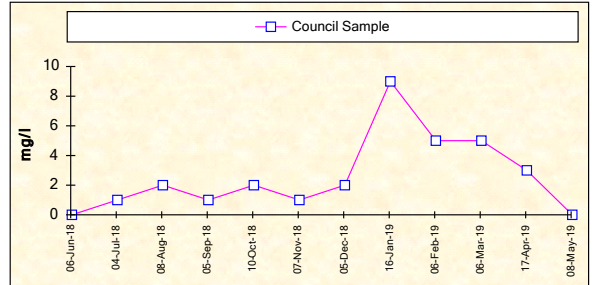
TOTAL PHOSPHORUS

Frequency	Date Sample Obtained	Date Result Obtained	Unit Of Measurement	EPA Limit	Council Sample
Monthly	06-Jun-18	20-Jun-18	milligrams per litre	MONITORING	4.0
Monthly	04-Jul-18	20-Jul-18	milligrams per litre		2.6
Monthly	08-Aug-18	30-Aug-18	milligrams per litre		2.0
Monthly	05-Sep-18	21-Sep-18	milligrams per litre		1.5
Monthly	10-Oct-18	24-Oct-18	milligrams per litre		2.5
Monthly	07-Nov-18	27-Nov-18	milligrams per litre	CONDITION	2.0
Monthly	05-Dec-18	31-Dec-18	milligrams per litre		2.5
Monthly	16-Jan-19	31-Jan-19	milligrams per litre		2.9
Monthly	06-Feb-19	28-Feb-19	milligrams per litre		5.2
Monthly	06-Mar-19	28-Mar-19	milligrams per litre		4.0
Monthly	17-Apr-19	06-May-19	milligrams per litre	1.9	
Monthly	08-May-19	29-May-19	milligrams per litre	3.4	



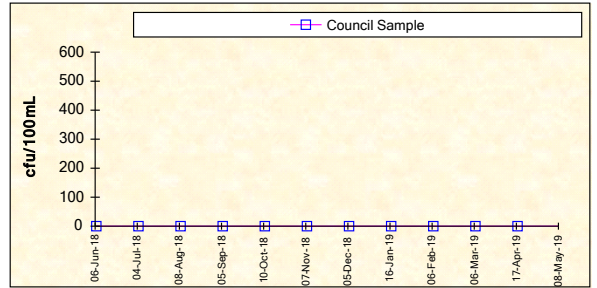
TOTAL SUSPENDED SOLIDS

Frequency	Date Sample Obtained	Date Result Obtained	Unit Of Measurement	EPA Limit	Council Sample
Monthly	06-Jun-18	20-Jun-18	milligrams per litre	MONITORING	<1
Monthly	04-Jul-18	20-Jul-18	milligrams per litre		1
Monthly	08-Aug-18	30-Aug-18	milligrams per litre		2
Monthly	05-Sep-18	21-Sep-18	milligrams per litre		1
Monthly	10-Oct-18	24-Oct-18	milligrams per litre		2
Monthly	07-Nov-18	27-Nov-18	milligrams per litre	CONDITION	1
Monthly	05-Dec-18	31-Dec-18	milligrams per litre		2
Monthly	16-Jan-19	31-Jan-19	milligrams per litre		9
Monthly	06-Feb-19	28-Feb-19	milligrams per litre		5
Monthly	06-Mar-19	28-Mar-19	milligrams per litre		5
Monthly	17-Apr-19	06-May-19	milligrams per litre	3	
Monthly	08-May-19	29-May-19	milligrams per litre	<1	



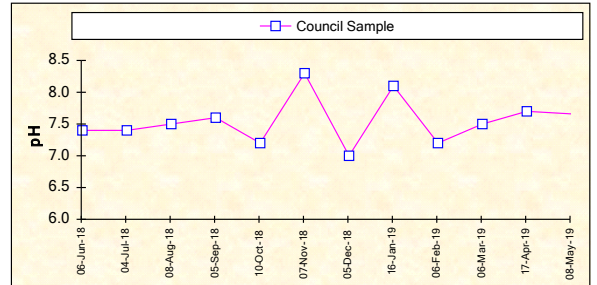
FAECAL COLIFORMS

Frequency	Date Sample Obtained	Date Result Obtained	Unit Of Measurement	EPA Limit	Council Sample
Monthly	06-Jun-18	20-Jun-18	colony forming units per 100 millilitres	MONITORING	<1
Monthly	04-Jul-18	20-Jul-18	colony forming units per 100 millilitres		<1
Monthly	08-Aug-18	30-Aug-18	colony forming units per 100 millilitres		<1
Monthly	05-Sep-18	21-Sep-18	colony forming units per 100 millilitres		<1
Monthly	10-Oct-18	24-Oct-18	colony forming units per 100 millilitres		<1
Monthly	07-Nov-18	27-Nov-18	colony forming units per 100 millilitres	CONDITION	<1
Monthly	05-Dec-18	31-Dec-18	colony forming units per 100 millilitres		<1
Monthly	16-Jan-19	31-Jan-19	colony forming units per 100 millilitres		<1
Monthly	06-Feb-19	28-Feb-19	colony forming units per 100 millilitres		<1
Monthly	06-Mar-19	28-Mar-19	colony forming units per 100 millilitres		<1
Monthly	17-Apr-19	06-May-19	colony forming units per 100 millilitres	<1	
Monthly	08-May-19	29-May-19	colony forming units per 100 millilitres	<1	



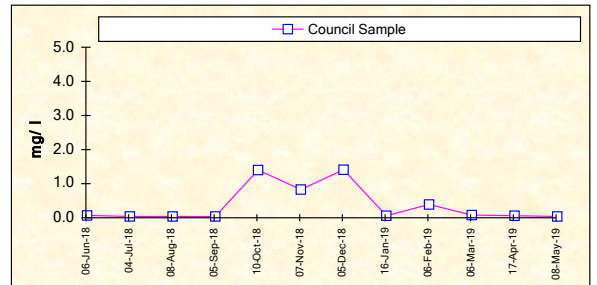
pH

Frequency	Date Sample Obtained	Date Result Obtained	Unit Of Measurement	EPA Limit	Council Sample
Monthly	06-Jun-18	20-Jun-18	units	MONITORING	7.4
Monthly	04-Jul-18	20-Jul-18	units		7.4
Monthly	08-Aug-18	30-Aug-18	units		7.5
Monthly	05-Sep-18	21-Sep-18	units		7.6
Monthly	10-Oct-18	24-Oct-18	units		7.2
Monthly	07-Nov-18	27-Nov-18	units	CONDITION	8.3
Monthly	05-Dec-18	31-Dec-18	units		7.0
Monthly	16-Jan-19	31-Jan-19	units		8.1
Monthly	06-Feb-19	28-Feb-19	units		7.2
Monthly	06-Mar-19	28-Mar-19	units		7.5
Monthly	17-Apr-19	06-May-19	units	7.7	
Monthly	08-May-19	29-May-19	units	7.7	



AMMONIA NITROGEN

Frequency	Date Sample Obtained	Date Result Obtained	Unit Of Measurement	EPA Limit	Council Sample
Monthly	06-Jun-18	20-Jun-18	milligrams per litre	MONITORING	0.07
Monthly	04-Jul-18	20-Jul-18	milligrams per litre		0.04
Monthly	08-Aug-18	30-Aug-18	milligrams per litre		0.04
Monthly	05-Sep-18	21-Sep-18	milligrams per litre		0.04
Monthly	10-Oct-18	24-Oct-18	milligrams per litre		1.40
Monthly	07-Nov-18	27-Nov-18	milligrams per litre	CONDITION	0.83
Monthly	05-Dec-18	31-Dec-18	milligrams per litre		1.41
Monthly	16-Jan-19	31-Jan-19	milligrams per litre		0.06
Monthly	06-Feb-19	28-Feb-19	milligrams per litre		0.39
Monthly	06-Mar-19	28-Mar-19	milligrams per litre		0.08
Monthly	17-Apr-19	06-May-19	milligrams per litre	0.06	
Monthly	08-May-19	29-May-19	milligrams per litre	0.04	



Culburra Wastewater Treatment Plant - Monitoring Summary

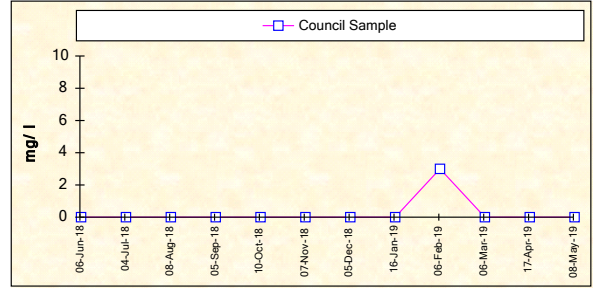
Licensee: Shoalhaven City Council, Shoalhaven Water, PO Box 42 Nowra 2541

Environment Protection License No. 2419

EPA ID No. 16

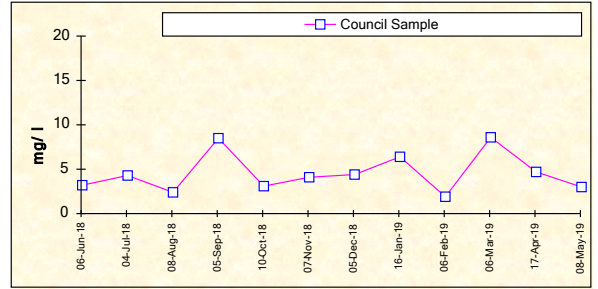
BOD

Frequency	Date Sample Obtained	Date Result Obtained	Unit Of Measurement	EPA Limit	Council Sample
Monthly	06-Jun-18	20-Jun-18	milligrams per litre	MONITORING	<2
Monthly	04-Jul-18	20-Jul-18	milligrams per litre		<2
Monthly	08-Aug-18	30-Aug-18	milligrams per litre		<2
Monthly	05-Sep-18	21-Sep-18	milligrams per litre		<2
Monthly	10-Oct-18	24-Oct-18	milligrams per litre		<2
Monthly	07-Nov-18	27-Nov-18	milligrams per litre	CONDITION	<2
Monthly	05-Dec-18	31-Dec-18	milligrams per litre		<2
Monthly	16-Jan-19	31-Jan-19	milligrams per litre		<2
Monthly	06-Feb-19	28-Feb-19	milligrams per litre		3
Monthly	06-Mar-19	28-Mar-19	milligrams per litre		<2
Monthly	17-Apr-19	06-May-19	milligrams per litre	<2	
Monthly	08-May-19	29-May-19	milligrams per litre	<2	



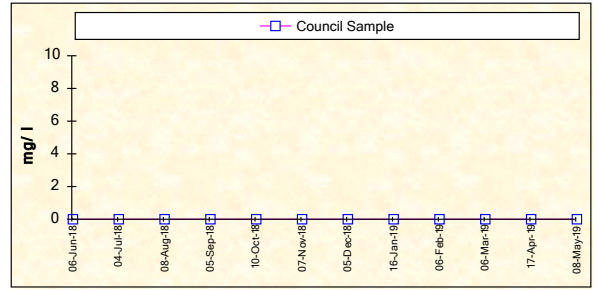
TOTAL NITROGEN

Frequency	Date Sample Obtained	Date Result Obtained	Unit Of Measurement	EPA Limit	Council Sample
Monthly	06-Jun-18	20-Jun-18	milligrams per litre	MONITORING	3.2
Monthly	04-Jul-18	20-Jul-18	milligrams per litre		4.3
Monthly	08-Aug-18	30-Aug-18	milligrams per litre		2.4
Monthly	05-Sep-18	21-Sep-18	milligrams per litre		8.5
Monthly	10-Oct-18	24-Oct-18	milligrams per litre		3.1
Monthly	07-Nov-18	27-Nov-18	milligrams per litre	CONDITION	4.1
Monthly	05-Dec-18	31-Dec-18	milligrams per litre		4.4
Monthly	16-Jan-19	31-Jan-19	milligrams per litre		6.4
Monthly	06-Feb-19	28-Feb-19	milligrams per litre		1.9
Monthly	06-Mar-19	28-Mar-19	milligrams per litre		8.6
Monthly	17-Apr-19	06-May-19	milligrams per litre	4.7	
Monthly	08-May-19	29-May-19	milligrams per litre	3.0	



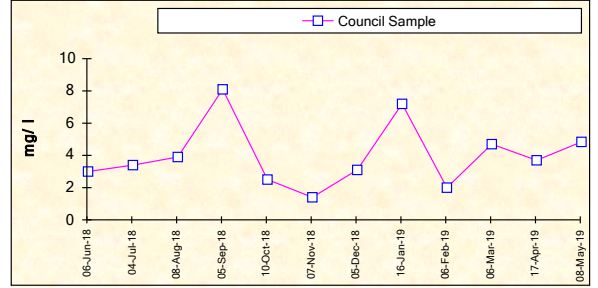
OIL AND GREASE

Frequency	Date Sample Obtained	Date Result Obtained	Unit Of Measurement	EPA Limit	Council Sample
Monthly	06-Jun-18	20-Jun-18	milligrams per litre	MONITORING	<1
Monthly	04-Jul-18	20-Jul-18	milligrams per litre		<1
Monthly	08-Aug-18	30-Aug-18	milligrams per litre		<1
Monthly	05-Sep-18	21-Sep-18	milligrams per litre		<1
Monthly	10-Oct-18	24-Oct-18	milligrams per litre		<1
Monthly	07-Nov-18	27-Nov-18	milligrams per litre	CONDITION	<1
Monthly	05-Dec-18	31-Dec-18	milligrams per litre		<1
Monthly	16-Jan-19	31-Jan-19	milligrams per litre		<1
Monthly	06-Feb-19	28-Feb-19	milligrams per litre		<1
Monthly	06-Mar-19	28-Mar-19	milligrams per litre		<1
Monthly	17-Apr-19	06-May-19	milligrams per litre	<1	
Monthly	08-May-19	29-May-19	milligrams per litre	<1	



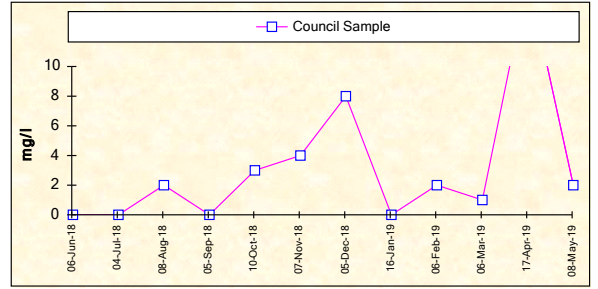
TOTAL PHOSPHORUS

Frequency	Date Sample Obtained	Date Result Obtained	Unit Of Measurement	EPA Limit	Council Sample
Monthly	06-Jun-18	20-Jun-18	milligrams per litre	MONITORING	3.0
Monthly	04-Jul-18	20-Jul-18	milligrams per litre		3.4
Monthly	08-Aug-18	30-Aug-18	milligrams per litre		3.9
Monthly	05-Sep-18	21-Sep-18	milligrams per litre		8.1
Monthly	10-Oct-18	24-Oct-18	milligrams per litre		2.5
Monthly	07-Nov-18	27-Nov-18	milligrams per litre	CONDITION	1.4
Monthly	05-Dec-18	31-Dec-18	milligrams per litre		3.1
Monthly	16-Jan-19	31-Jan-19	milligrams per litre		7.2
Monthly	06-Feb-19	28-Feb-19	milligrams per litre		2.0
Monthly	06-Mar-19	28-Mar-19	milligrams per litre		4.7
Monthly	17-Apr-19	06-May-19	milligrams per litre	3.7	
Monthly	08-May-19	29-May-19	milligrams per litre	4.8	



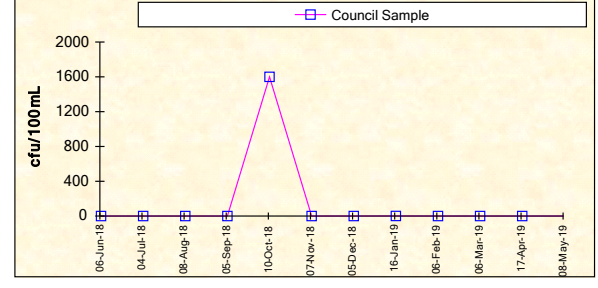
TOTAL SUSPENDED SOLIDS

Frequency	Date Sample Obtained	Date Result Obtained	Unit Of Measurement	EPA Limit	Council Sample
Monthly	06-Jun-18	20-Jun-18	milligrams per litre	MONITORING	<1
Monthly	04-Jul-18	20-Jul-18	milligrams per litre		<1
Monthly	08-Aug-18	30-Aug-18	milligrams per litre		2
Monthly	05-Sep-18	21-Sep-18	milligrams per litre		<1
Monthly	10-Oct-18	24-Oct-18	milligrams per litre		3
Monthly	07-Nov-18	27-Nov-18	milligrams per litre	CONDITION	4
Monthly	05-Dec-18	31-Dec-18	milligrams per litre		8
Monthly	16-Jan-19	31-Jan-19	milligrams per litre		<1
Monthly	06-Feb-19	28-Feb-19	milligrams per litre		2
Monthly	06-Mar-19	28-Mar-19	milligrams per litre		1
Monthly	17-Apr-19	06-May-19	milligrams per litre	16	
Monthly	08-May-19	29-May-19	milligrams per litre	2	



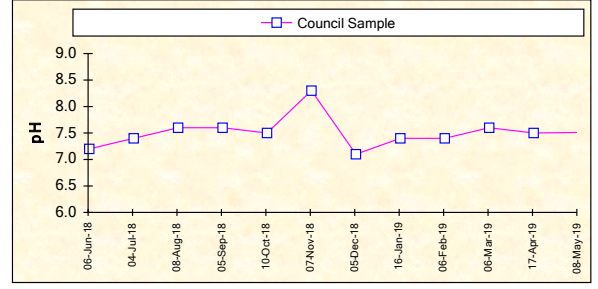
FAECAL COLIFORMS

Frequency	Date Sample Obtained	Date Result Obtained	Unit Of Measurement	EPA Limit	Council Sample
Monthly	06-Jun-18	20-Jun-18	colony forming units per 100 millilitres	MONITORING	<1
Monthly	04-Jul-18	20-Jul-18	colony forming units per 100 millilitres		<1
Monthly	08-Aug-18	30-Aug-18	colony forming units per 100 millilitres		<1
Monthly	05-Sep-18	21-Sep-18	colony forming units per 100 millilitres		<1
Monthly	10-Oct-18	24-Oct-18	colony forming units per 100 millilitres		1600
Monthly	07-Nov-18	27-Nov-18	colony forming units per 100 millilitres	CONDITION	<1
Monthly	05-Dec-18	31-Dec-18	colony forming units per 100 millilitres		<1
Monthly	16-Jan-19	31-Jan-19	colony forming units per 100 millilitres		1
Monthly	06-Feb-19	28-Feb-19	colony forming units per 100 millilitres		<1
Monthly	06-Mar-19	28-Mar-19	colony forming units per 100 millilitres		<1
Monthly	17-Apr-19	06-May-19	colony forming units per 100 millilitres	<1	
Monthly	08-May-19	29-May-19	colony forming units per 100 millilitres	<1	



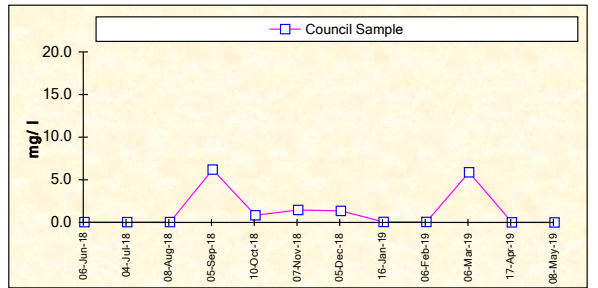
pH

Frequency	Date Sample Obtained	Date Result Obtained	Unit Of Measurement	EPA Limit	Council Sample
Monthly	06-Jun-18	20-Jun-18	units	MONITORING	7.2
Monthly	04-Jul-18	20-Jul-18	units		7.4
Monthly	08-Aug-18	30-Aug-18	units		7.6
Monthly	05-Sep-18	21-Sep-18	units		7.6
Monthly	10-Oct-18	24-Oct-18	units		7.5
Monthly	07-Nov-18	27-Nov-18	units	CONDITION	8.3
Monthly	05-Dec-18	31-Dec-18	units		7.1
Monthly	16-Jan-19	31-Jan-19	units		7.4
Monthly	06-Feb-19	28-Feb-19	units		7.4
Monthly	06-Mar-19	28-Mar-19	units		7.6
Monthly	17-Apr-19	06-May-19	units	7.5	
Monthly	08-May-19	29-May-19	units	7.5	



AMMONIA NITROGEN

Frequency	Date Sample Obtained	Date Result Obtained	Unit Of Measurement	EPA Limit	Council Sample
Monthly	06-Jun-18	20-Jun-18	milligrams per litre	MONITORING	0.04
Monthly	04-Jul-18	20-Jul-18	milligrams per litre		0.04
Monthly	08-Aug-18	30-Aug-18	milligrams per litre		0.05
Monthly	05-Sep-18	21-Sep-18	milligrams per litre		6.20
Monthly	10-Oct-18	24-Oct-18	milligrams per litre		0.84
Monthly	07-Nov-18	27-Nov-18	milligrams per litre	CONDITION	1.47
Monthly	05-Dec-18	31-Dec-18	milligrams per litre		1.36
Monthly	16-Jan-19	31-Jan-19	milligrams per litre		0.06
Monthly	06-Feb-19	28-Feb-19	milligrams per litre		0.06
Monthly	06-Mar-19	28-Mar-19	milligrams per litre		5.89
Monthly	17-Apr-19	06-May-19	milligrams per litre	0.01	
Monthly	08-May-19	29-May-19	milligrams per litre	<0.01	



Callala Wastewater Treatment Plant - Monitoring Summary

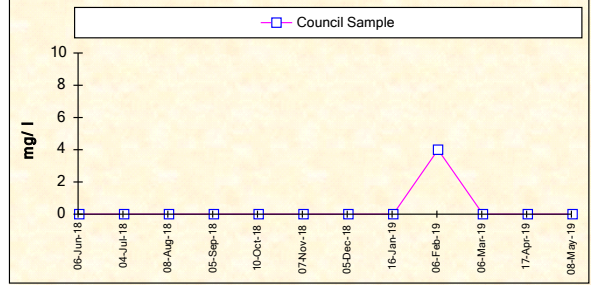
Licensee: Shoalhaven City Council, Shoalhaven Water, PO Box 42 Nowra 2541

Environment Protection License No. 2419

EPA ID No. 17

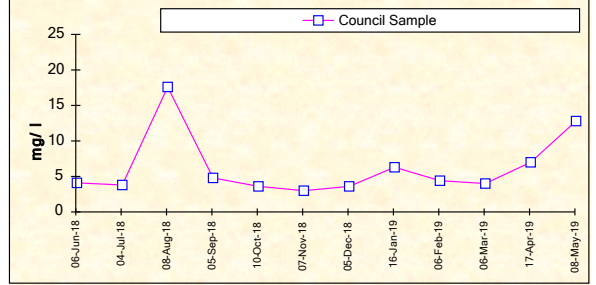
BOD

Frequency	Date Sample Obtained	Date Result Obtained	Unit Of Measurement	EPA Limit	Council Sample
Monthly	06-Jun-18	20-Jun-18	milligrams per litre	MONITORING	<2
Monthly	04-Jul-18	20-Jul-18	milligrams per litre		<2
Monthly	08-Aug-18	30-Aug-18	milligrams per litre		<2
Monthly	05-Sep-18	21-Sep-18	milligrams per litre		<2
Monthly	10-Oct-18	24-Oct-18	milligrams per litre		<2
Monthly	07-Nov-18	27-Nov-18	milligrams per litre	CONDITIONS	<2
Monthly	05-Dec-18	31-Dec-18	milligrams per litre		<2
Monthly	16-Jan-19	31-Jan-19	milligrams per litre		<2
Monthly	06-Feb-19	28-Feb-19	milligrams per litre		4
Monthly	06-Mar-19	28-Mar-19	milligrams per litre		<2
Monthly	17-Apr-19	06-May-19	milligrams per litre	<2	
Monthly	08-May-19	29-May-19	milligrams per litre	<2	



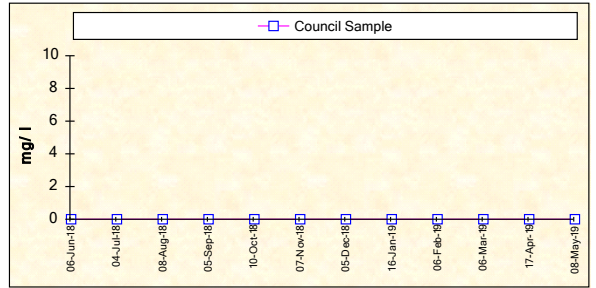
TOTAL NITROGEN

Frequency	Date Sample Obtained	Date Result Obtained	Unit Of Measurement	EPA Limit	Council Sample
Monthly	06-Jun-18	20-Jun-18	milligrams per litre	MONITORING	4.1
Monthly	04-Jul-18	20-Jul-18	milligrams per litre		3.8
Monthly	08-Aug-18	30-Aug-18	milligrams per litre		17.6
Monthly	05-Sep-18	21-Sep-18	milligrams per litre		4.8
Monthly	10-Oct-18	24-Oct-18	milligrams per litre		3.6
Monthly	07-Nov-18	27-Nov-18	milligrams per litre	CONDITIONS	3.0
Monthly	05-Dec-18	31-Dec-18	milligrams per litre		3.6
Monthly	16-Jan-19	31-Jan-19	milligrams per litre		6.3
Monthly	06-Feb-19	28-Feb-19	milligrams per litre		4.4
Monthly	06-Mar-19	28-Mar-19	milligrams per litre		4.0
Monthly	17-Apr-19	06-May-19	milligrams per litre	7.0	
Monthly	08-May-19	29-May-19	milligrams per litre	12.8	



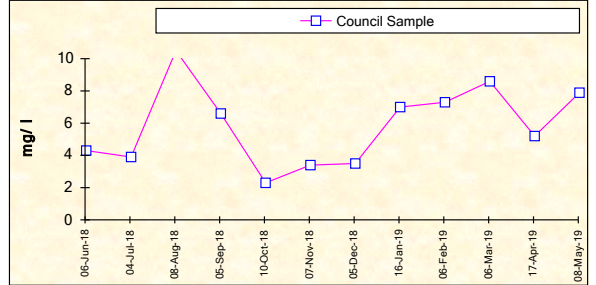
OIL AND GREASE

Frequency	Date Sample Obtained	Date Result Obtained	Unit Of Measurement	EPA Limit	Council Sample
Monthly	06-Jun-18	20-Jun-18	milligrams per litre	MONITORING	<1
Monthly	04-Jul-18	20-Jul-18	milligrams per litre		<1
Monthly	08-Aug-18	30-Aug-18	milligrams per litre		<1
Monthly	05-Sep-18	21-Sep-18	milligrams per litre		<1
Monthly	10-Oct-18	24-Oct-18	milligrams per litre		<1
Monthly	07-Nov-18	27-Nov-18	milligrams per litre	CONDITIONS	<1
Monthly	05-Dec-18	31-Dec-18	milligrams per litre		<1
Monthly	16-Jan-19	31-Jan-19	milligrams per litre		<1
Monthly	06-Feb-19	28-Feb-19	milligrams per litre		<1
Monthly	06-Mar-19	28-Mar-19	milligrams per litre		<1
Monthly	17-Apr-19	06-May-19	milligrams per litre	<1	
Monthly	08-May-19	29-May-19	milligrams per litre	<1	



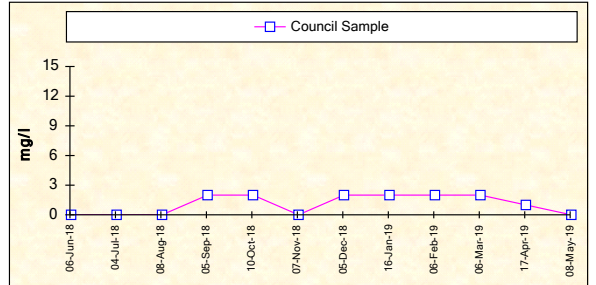
TOTAL PHOSPHORUS

Frequency	Date Sample Obtained	Date Result Obtained	Unit Of Measurement	EPA Limit	Council Sample
Monthly	06-Jun-18	20-Jun-18	milligrams per litre	MONITORING	4.3
Monthly	04-Jul-18	20-Jul-18	milligrams per litre		3.9
Monthly	08-Aug-18	30-Aug-18	milligrams per litre		10.5
Monthly	05-Sep-18	21-Sep-18	milligrams per litre		6.6
Monthly	10-Oct-18	24-Oct-18	milligrams per litre		2.3
Monthly	07-Nov-18	27-Nov-18	milligrams per litre	CONDITIONS	3.4
Monthly	05-Dec-18	31-Dec-18	milligrams per litre		3.5
Monthly	16-Jan-19	31-Jan-19	milligrams per litre		7.0
Monthly	06-Feb-19	28-Feb-19	milligrams per litre		7.3
Monthly	06-Mar-19	28-Mar-19	milligrams per litre		8.6
Monthly	17-Apr-19	06-May-19	milligrams per litre	5.2	
Monthly	08-May-19	29-May-19	milligrams per litre	7.9	



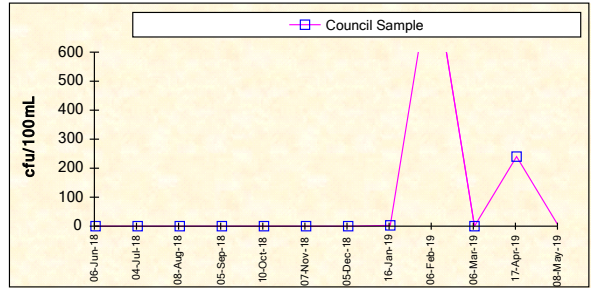
TOTAL SUSPENDED SOLIDS

Frequency	Date Sample Obtained	Date Result Obtained	Unit Of Measurement	EPA Limit	Council Sample
Monthly	06-Jun-18	20-Jun-18	milligrams per litre	MONITORING	<1
Monthly	04-Jul-18	20-Jul-18	milligrams per litre		<1
Monthly	08-Aug-18	30-Aug-18	milligrams per litre		<1
Monthly	05-Sep-18	21-Sep-18	milligrams per litre		2
Monthly	10-Oct-18	24-Oct-18	milligrams per litre		2
Monthly	07-Nov-18	27-Nov-18	milligrams per litre	CONDITIONS	<1
Monthly	05-Dec-18	31-Dec-18	milligrams per litre		2
Monthly	16-Jan-19	31-Jan-19	milligrams per litre		2
Monthly	06-Feb-19	28-Feb-19	milligrams per litre		2
Monthly	06-Mar-19	28-Mar-19	milligrams per litre		2
Monthly	17-Apr-19	06-May-19	milligrams per litre	1	
Monthly	08-May-19	29-May-19	milligrams per litre	<1	



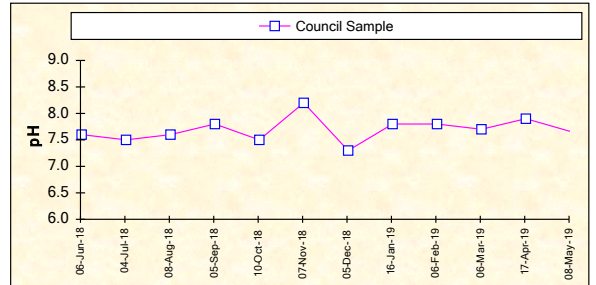
FAECAL COLIFORMS

Frequency	Date Sample Obtained	Date Result Obtained	Unit Of Measurement	EPA Limit	Council Sample
Monthly	06-Jun-18	20-Jun-18	colony forming units per 100 millilitres	MONITORING	<1
Monthly	04-Jul-18	20-Jul-18	colony forming units per 100 millilitres		<1
Monthly	08-Aug-18	30-Aug-18	colony forming units per 100 millilitres		<1
Monthly	05-Sep-18	21-Sep-18	colony forming units per 100 millilitres		<1
Monthly	10-Oct-18	24-Oct-18	colony forming units per 100 millilitres		<1
Monthly	07-Nov-18	27-Nov-18	colony forming units per 100 millilitres	CONDITIONS	<1
Monthly	05-Dec-18	31-Dec-18	colony forming units per 100 millilitres		<1
Monthly	16-Jan-19	31-Jan-19	colony forming units per 100 millilitres		3
Monthly	06-Feb-19	28-Feb-19	colony forming units per 100 millilitres		900
Monthly	06-Mar-19	28-Mar-19	colony forming units per 100 millilitres		<1
Monthly	17-Apr-19	06-May-19	colony forming units per 100 millilitres	240	
Monthly	08-May-19	29-May-19	colony forming units per 100 millilitres	<1	



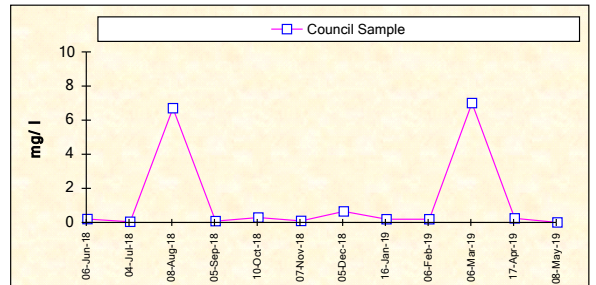
pH

Frequency	Date Sample Obtained	Date Result Obtained	Unit Of Measurement	EPA Limit	Council Sample
Monthly	06-Jun-18	20-Jun-18	pH	MONITORING	7.6
Monthly	04-Jul-18	20-Jul-18	pH		7.5
Monthly	08-Aug-18	30-Aug-18	pH		7.6
Monthly	05-Sep-18	21-Sep-18	pH		7.8
Monthly	10-Oct-18	24-Oct-18	pH		7.5
Monthly	07-Nov-18	27-Nov-18	pH	CONDITIONS	8.2
Monthly	05-Dec-18	31-Dec-18	pH		7.3
Monthly	16-Jan-19	31-Jan-19	pH		7.8
Monthly	06-Feb-19	28-Feb-19	pH		7.8
Monthly	06-Mar-19	28-Mar-19	pH		7.7
Monthly	17-Apr-19	06-May-19	pH	7.9	
Monthly	08-May-19	29-May-19	pH	7.7	



AMMONIA NITROGEN

Frequency	Date Sample Obtained	Date Result Obtained	Unit Of Measurement	EPA Limit	Council Sample
Monthly	06-Jun-18	20-Jun-18	milligrams per litre	MONITORING	0.20
Monthly	04-Jul-18	20-Jul-18	milligrams per litre		0.04
Monthly	08-Aug-18	30-Aug-18	milligrams per litre		6.70
Monthly	05-Sep-18	21-Sep-18	milligrams per litre		0.08
Monthly	10-Oct-18	24-Oct-18	milligrams per litre		0.29
Monthly	07-Nov-18	27-Nov-18	milligrams per litre	CONDITIONS	0.09
Monthly	05-Dec-18	31-Dec-18	milligrams per litre		0.65
Monthly	16-Jan-19	31-Jan-19	milligrams per litre		0.19
Monthly	06-Feb-19	28-Feb-19	milligrams per litre		0.19
Monthly	06-Mar-19	28-Mar-19	milligrams per litre		7.00
Monthly	17-Apr-19	06-May-19	milligrams per litre	0.24	
Monthly	08-May-19	29-May-19	milligrams per litre	<0.01	



REMS Supply to Farms - Monitoring Summary

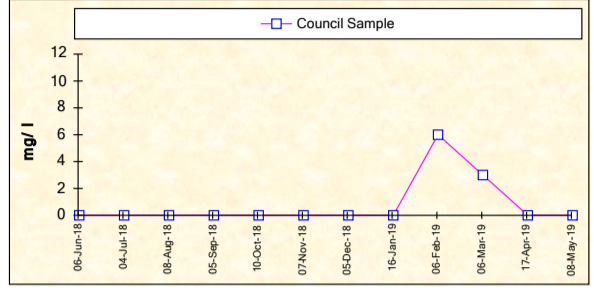
Licensee: Shoalhaven City Council, Shoalhaven Water, PO Box 42 Nowra 2541

Environment Protection License No. 2419

EPA ID No. 24

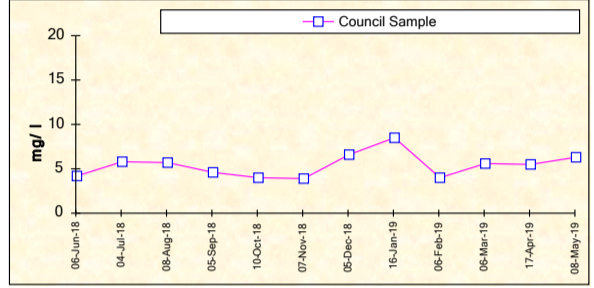
BOD

Frequency	Date Sample Obtained	Date Result Obtained	Unit Of Measurement	EPA Limit	Council Sample
Monthly	06-Jun-18	20-Jun-18	milligrams per litre	MONITORING	<2
Monthly	04-Jul-18	20-Jul-18	milligrams per litre		<2
Monthly	08-Aug-18	30-Aug-18	milligrams per litre		<2
Monthly	05-Sep-18	21-Sep-18	milligrams per litre		<2
Monthly	10-Oct-18	24-Oct-18	milligrams per litre		<2
Monthly	07-Nov-18	27-Nov-18	milligrams per litre	CONDITION	<2
Monthly	05-Dec-18	31-Dec-18	milligrams per litre		<2
Monthly	16-Jan-19	31-Jan-19	milligrams per litre		<2
Monthly	06-Feb-19	28-Feb-19	milligrams per litre		6
Monthly	06-Mar-19	28-Mar-19	milligrams per litre		3
Monthly	17-Apr-19	06-May-19	milligrams per litre	<2	
Monthly	08-May-19	29-May-19	milligrams per litre	<2	



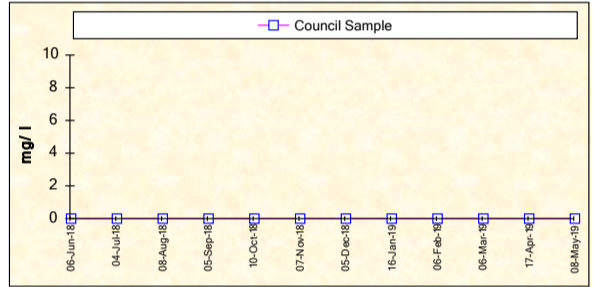
TOTAL NITROGEN

Frequency	Date Sample Obtained	Date Result Obtained	Unit Of Measurement	EPA Limit	Council Sample
Monthly	06-Jun-18	20-Jun-18	milligrams per litre	MONITORING	4.2
Monthly	04-Jul-18	20-Jul-18	milligrams per litre		5.8
Monthly	08-Aug-18	30-Aug-18	milligrams per litre		5.7
Monthly	05-Sep-18	21-Sep-18	milligrams per litre		4.6
Monthly	10-Oct-18	24-Oct-18	milligrams per litre		4.0
Monthly	07-Nov-18	27-Nov-18	milligrams per litre	CONDITION	3.9
Monthly	05-Dec-18	31-Dec-18	milligrams per litre		6.6
Monthly	16-Jan-19	31-Jan-19	milligrams per litre		8.5
Monthly	06-Feb-19	28-Feb-19	milligrams per litre		4.0
Monthly	06-Mar-19	28-Mar-19	milligrams per litre		5.6
Monthly	17-Apr-19	06-May-19	milligrams per litre	5.5	
Monthly	08-May-19	29-May-19	milligrams per litre	6.3	



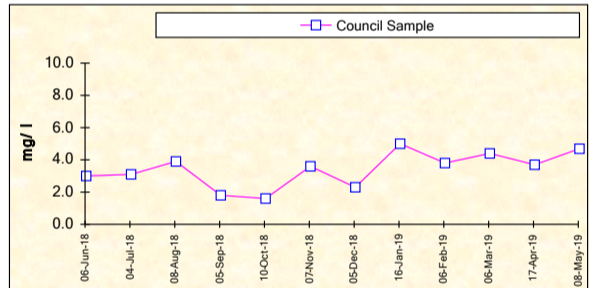
OIL AND GREASE

Frequency	Date Sample Obtained	Date Result Obtained	Unit Of Measurement	EPA Limit	Council Sample
Monthly	06-Jun-18	20-Jun-18	milligrams per litre	MONITORING	<1
Monthly	04-Jul-18	20-Jul-18	milligrams per litre		<1
Monthly	08-Aug-18	30-Aug-18	milligrams per litre		<1
Monthly	05-Sep-18	21-Sep-18	milligrams per litre		<1
Monthly	10-Oct-18	24-Oct-18	milligrams per litre		<1
Monthly	07-Nov-18	27-Nov-18	milligrams per litre	CONDITION	<1
Monthly	05-Dec-18	31-Dec-18	milligrams per litre		<1
Monthly	16-Jan-19	31-Jan-19	milligrams per litre		<1
Monthly	06-Feb-19	28-Feb-19	milligrams per litre		<1
Monthly	06-Mar-19	28-Mar-19	milligrams per litre		<1
Monthly	17-Apr-19	06-May-19	milligrams per litre	<1	
Monthly	08-May-19	29-May-19	milligrams per litre	<1	



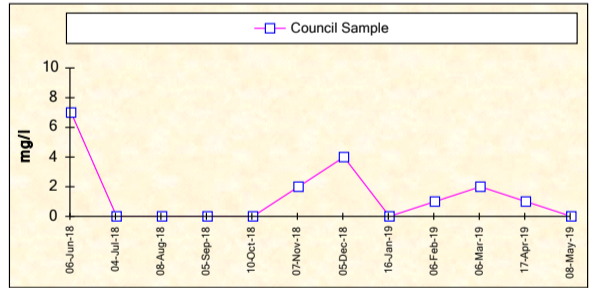
TOTAL PHOSPHORUS

Frequency	Date Sample Obtained	Date Result Obtained	Unit Of Measurement	EPA Limit	Council Sample
Monthly	06-Jun-18	20-Jun-18	milligrams per litre	MONITORING	3.0
Monthly	04-Jul-18	20-Jul-18	milligrams per litre		3.1
Monthly	08-Aug-18	30-Aug-18	milligrams per litre		3.9
Monthly	05-Sep-18	21-Sep-18	milligrams per litre		1.8
Monthly	10-Oct-18	24-Oct-18	milligrams per litre		1.6
Monthly	07-Nov-18	27-Nov-18	milligrams per litre	CONDITION	3.6
Monthly	05-Dec-18	31-Dec-18	milligrams per litre		2.3
Monthly	16-Jan-19	31-Jan-19	milligrams per litre		5.0
Monthly	06-Feb-19	28-Feb-19	milligrams per litre		3.8
Monthly	06-Mar-19	28-Mar-19	milligrams per litre		4.4
Monthly	17-Apr-19	06-May-19	milligrams per litre	3.7	
Monthly	08-May-19	29-May-19	milligrams per litre	4.7	



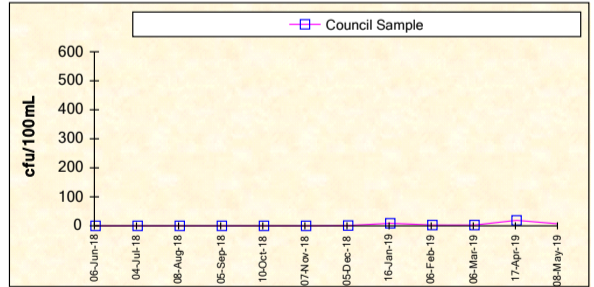
TOTAL SUSPENDED SOLIDS

Frequency	Date Sample Obtained	Date Result Obtained	Unit Of Measurement	EPA Limit	Council Sample
Monthly	06-Jun-18	20-Jun-18	milligrams per litre	MONITORING	7
Monthly	04-Jul-18	20-Jul-18	milligrams per litre		<1
Monthly	08-Aug-18	30-Aug-18	milligrams per litre		<1
Monthly	05-Sep-18	21-Sep-18	milligrams per litre		<1
Monthly	10-Oct-18	24-Oct-18	milligrams per litre		<1
Monthly	07-Nov-18	27-Nov-18	milligrams per litre	CONDITION	2
Monthly	05-Dec-18	31-Dec-18	milligrams per litre		4
Monthly	16-Jan-19	31-Jan-19	milligrams per litre		<1
Monthly	06-Feb-19	28-Feb-19	milligrams per litre		1
Monthly	06-Mar-19	28-Mar-19	milligrams per litre		2
Monthly	17-Apr-19	06-May-19	milligrams per litre	1	
Monthly	08-May-19	29-May-19	milligrams per litre	<1	



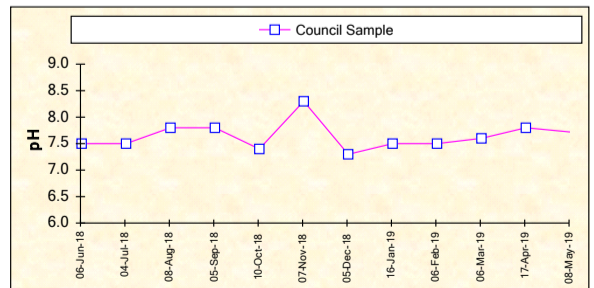
FAECAL COLIFORMS

Frequency	Date Sample Obtained	Date Result Obtained	Unit Of Measurement	EPA Limit	Council Sample
Monthly	06-Jun-18	20-Jun-18	colony forming units per 100 millilitres	MONITORING	<1
Monthly	04-Jul-18	20-Jul-18	colony forming units per 100 millilitres		<1
Monthly	08-Aug-18	30-Aug-18	colony forming units per 100 millilitres		<1
Monthly	05-Sep-18	21-Sep-18	colony forming units per 100 millilitres		<1
Monthly	10-Oct-18	24-Oct-18	colony forming units per 100 millilitres		<1
Monthly	07-Nov-18	27-Nov-18	colony forming units per 100 millilitres	CONDITION	<1
Monthly	05-Dec-18	31-Dec-18	colony forming units per 100 millilitres		1
Monthly	16-Jan-19	31-Jan-19	colony forming units per 100 millilitres		9
Monthly	06-Feb-19	28-Feb-19	colony forming units per 100 millilitres		3
Monthly	06-Mar-19	28-Mar-19	colony forming units per 100 millilitres		3
Monthly	17-Apr-19	06-May-19	colony forming units per 100 millilitres	19	
Monthly	08-May-19	29-May-19	colony forming units per 100 millilitres	7	



pH

Frequency	Date Sample Obtained	Date Result Obtained	Unit Of Measurement	EPA Limit	Council Sample
Monthly	06-Jun-18	20-Jun-18	pH	MONITORING	7.5
Monthly	04-Jul-18	20-Jul-18	pH		7.5
Monthly	08-Aug-18	30-Aug-18	pH		7.8
Monthly	05-Sep-18	21-Sep-18	pH		7.8
Monthly	10-Oct-18	24-Oct-18	pH		7.4
Monthly	07-Nov-18	27-Nov-18	pH	CONDITION	8.3
Monthly	05-Dec-18	31-Dec-18	pH		7.3
Monthly	16-Jan-19	31-Jan-19	pH		7.5
Monthly	06-Feb-19	28-Feb-19	pH		7.5
Monthly	06-Mar-19	28-Mar-19	pH		7.6
Monthly	17-Apr-19	06-May-19	pH	7.8	
Monthly	08-May-19	29-May-19	pH	7.7	



AMMONIA NITROGEN

Frequency	Date Sample Obtained	Date Result Obtained	Unit Of Measurement	EPA Limit	Council Sample
Monthly	06-Jun-18	20-Jun-18	milligrams per litre	MONITORING	0.05
Monthly	04-Jul-18	20-Jul-18	milligrams per litre		0.04
Monthly	08-Aug-18	30-Aug-18	milligrams per litre		0.83
Monthly	05-Sep-18	21-Sep-18	milligrams per litre		1.13
Monthly	10-Oct-18	24-Oct-18	milligrams per litre		0.29
Monthly	07-Nov-18	27-Nov-18	milligrams per litre	CONDITION	2.45
Monthly	05-Dec-18	31-Dec-18	milligrams per litre		3.33
Monthly	16-Jan-19	31-Jan-19	milligrams per litre		1.60
Monthly	06-Feb-19	28-Feb-19	milligrams per litre		0.45
Monthly	06-Mar-19	28-Mar-19	milligrams per litre		2.50
Monthly	17-Apr-19	06-May-19	milligrams per litre	0.05	
Monthly	08-May-19	29-May-19	milligrams per litre	<0.01	

