

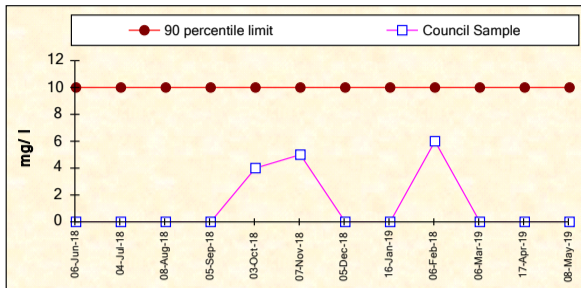
Shoalhaven Heads Wastewater Treatment Plant - Monitoring Summary

Licensee: Shoalhaven City Council, Shoalhaven Water, PO Box 42 Nowra 2541

Environment Protection License No. 4128
EPA ID No. 3

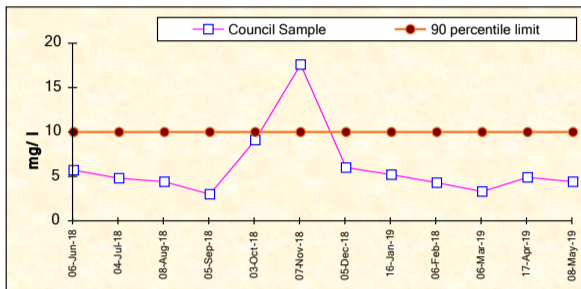
BOD

Frequency	Date Sample Obtained	Date Result Obtained	Unit Of Measurement	90 percentile limit	Council Sample
Monthly	06-Jun-18	20-Jun-18	milligrams per litre	10	<2
Monthly	04-Jul-18	20-Jul-18	milligrams per litre	10	<2
Monthly	08-Aug-18	30-Aug-18	milligrams per litre	10	<2
Monthly	05-Sep-18	21-Sep-18	milligrams per litre	10	<2
Monthly	03-Oct-18	24-Oct-18	milligrams per litre	10	4
Monthly	07-Nov-18	27-Nov-18	milligrams per litre	10	5
Monthly	05-Dec-18	31-Dec-18	milligrams per litre	10	<2
Monthly	16-Jan-19	31-Jan-19	milligrams per litre	10	<2
Monthly	06-Feb-18	28-Feb-18	milligrams per litre	10	6
Monthly	06-Mar-19	28-Mar-19	milligrams per litre	10	<2
Monthly	17-Apr-19	06-May-19	milligrams per litre	10	<2
Monthly	08-May-19	29-May-19	milligrams per litre	10	<2



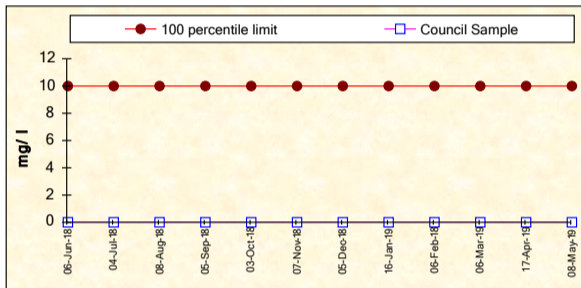
TOTAL NITROGEN

Frequency	Date Sample Obtained	Date Result Obtained	Unit Of Measurement	90 percentile limit	Council Sample
Monthly	06-Jun-18	20-Jun-18	milligrams per litre	10	5.7
Monthly	04-Jul-18	20-Jul-18	milligrams per litre	10	4.8
Monthly	08-Aug-18	30-Aug-18	milligrams per litre	10	4.4
Monthly	05-Sep-18	21-Sep-18	milligrams per litre	10	3.0
Monthly	03-Oct-18	24-Oct-18	milligrams per litre	10	9.1
Monthly	07-Nov-18	27-Nov-18	milligrams per litre	10	17.6
Monthly	05-Dec-18	31-Dec-18	milligrams per litre	10	6.0
Monthly	16-Jan-19	31-Jan-19	milligrams per litre	10	5.2
Monthly	06-Feb-18	28-Feb-18	milligrams per litre	10	4.3
Monthly	06-Mar-19	28-Mar-19	milligrams per litre	10	3.3
Monthly	17-Apr-19	06-May-19	milligrams per litre	10	4.9
Monthly	08-May-19	29-May-19	milligrams per litre	10	4.4



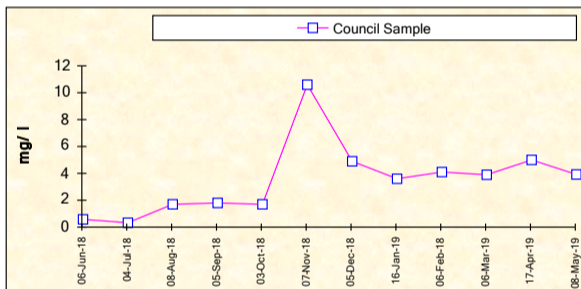
OIL AND GREASE

Frequency	Date Sample Obtained	Date Result Obtained	Unit Of Measurement	100 percentile limit	Council Sample
Monthly	06-Jun-18	20-Jun-18	milligrams per litre	10	<1
Monthly	04-Jul-18	20-Jul-18	milligrams per litre	10	<1
Monthly	08-Aug-18	30-Aug-18	milligrams per litre	10	<1
Monthly	05-Sep-18	21-Sep-18	milligrams per litre	10	<1
Monthly	03-Oct-18	24-Oct-18	milligrams per litre	10	<1
Monthly	07-Nov-18	27-Nov-18	milligrams per litre	10	<1
Monthly	05-Dec-18	31-Dec-18	milligrams per litre	10	<1
Monthly	16-Jan-19	31-Jan-19	milligrams per litre	10	<1
Monthly	06-Feb-18	28-Feb-18	milligrams per litre	10	<1
Monthly	06-Mar-19	28-Mar-19	milligrams per litre	10	<1
Monthly	17-Apr-19	06-May-19	milligrams per litre	10	<1
Monthly	08-May-19	29-May-19	milligrams per litre	10	<1



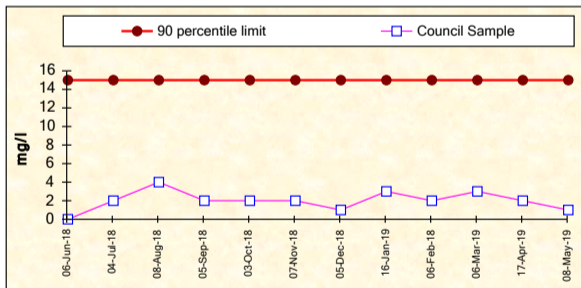
TOTAL PHOSPHORUS

Frequency	Date Sample Obtained	Date Result Obtained	Unit Of Measurement	EPA Limit	Council Sample
Monthly	06-Jun-18	20-Jun-18	milligrams per litre	MONITORING	0.6
Monthly	04-Jul-18	20-Jul-18	milligrams per litre		0.3
Monthly	08-Aug-18	30-Aug-18	milligrams per litre		1.7
Monthly	05-Sep-18	21-Sep-18	milligrams per litre		1.8
Monthly	03-Oct-18	24-Oct-18	milligrams per litre		1.7
Monthly	07-Nov-18	27-Nov-18	milligrams per litre	CONDITION	10.6
Monthly	05-Dec-18	31-Dec-18	milligrams per litre		4.9
Monthly	16-Jan-19	31-Jan-19	milligrams per litre		3.6
Monthly	06-Feb-18	28-Feb-18	milligrams per litre		4.1
Monthly	06-Mar-19	28-Mar-19	milligrams per litre		3.9
Monthly	17-Apr-19	06-May-19	milligrams per litre		5.0
Monthly	08-May-19	29-May-19	milligrams per litre		3.9



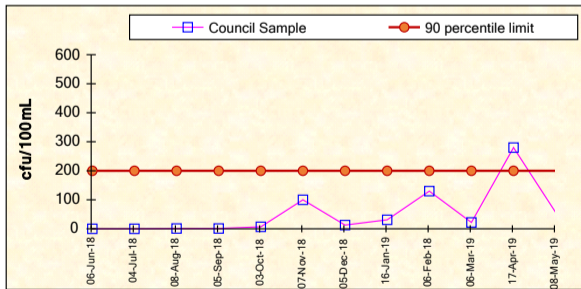
TOTAL SUSPENDED SOLIDS

Frequency	Date Sample Obtained	Date Result Obtained	Unit Of Measurement	90 percentile limit	Council Sample
Monthly	06-Jun-18	20-Jun-18	milligrams per litre	15	<1
Monthly	04-Jul-18	20-Jul-18	milligrams per litre	15	2
Monthly	08-Aug-18	30-Aug-18	milligrams per litre	15	4
Monthly	05-Sep-18	21-Sep-18	milligrams per litre	15	2
Monthly	03-Oct-18	24-Oct-18	milligrams per litre	15	2
Monthly	07-Nov-18	27-Nov-18	milligrams per litre	15	2
Monthly	05-Dec-18	31-Dec-18	milligrams per litre	15	1
Monthly	16-Jan-19	31-Jan-19	milligrams per litre	15	3
Monthly	06-Feb-18	28-Feb-18	milligrams per litre	15	2
Monthly	06-Mar-19	28-Mar-19	milligrams per litre	15	3
Monthly	17-Apr-19	06-May-19	milligrams per litre	15	2
Monthly	08-May-19	29-May-19	milligrams per litre	15	1



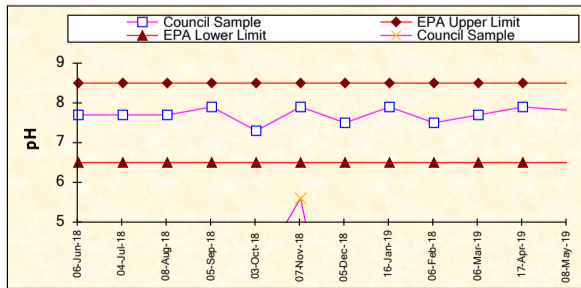
FAECAL COLIFORMS

Frequency	Date Sample Obtained	Date Result Obtained	Unit Of Measurement	90 percentile limit	Council Sample
Monthly	06-Jun-18	20-Jun-18	colony forming units per 100 millilitres	200	<1
Monthly	04-Jul-18	20-Jul-18	colony forming units per 100 millilitres	200	<1
Monthly	08-Aug-18	30-Aug-18	colony forming units per 100 millilitres	200	1
Monthly	05-Sep-18	21-Sep-18	colony forming units per 100 millilitres	200	1
Monthly	03-Oct-18	24-Oct-18	colony forming units per 100 millilitres	200	7
Monthly	07-Nov-18	27-Nov-18	colony forming units per 100 millilitres	200	100
Monthly	05-Dec-18	31-Dec-18	colony forming units per 100 millilitres	200	13
Monthly	16-Jan-19	31-Jan-19	colony forming units per 100 millilitres	200	31
Monthly	06-Feb-18	28-Feb-18	colony forming units per 100 millilitres	200	130
Monthly	06-Mar-19	28-Mar-19	colony forming units per 100 millilitres	200	22
Monthly	17-Apr-19	06-May-19	colony forming units per 100 millilitres	200	280
Monthly	08-May-19	29-May-19	colony forming units per 100 millilitres	200	57



pH

Frequency	Date Sample Obtained	Date Result Obtained	Unit Of Measurement	100 percentile limit	Council Sample
Monthly	06-Jun-18	20-Jun-18	pH	6.5-8.5	7.7
Monthly	04-Jul-18	20-Jul-18	pH	6.5-8.5	7.7
Monthly	08-Aug-18	30-Aug-18	pH	6.5-8.5	7.7
Monthly	05-Sep-18	21-Sep-18	pH	6.5-8.5	7.9
Monthly	03-Oct-18	24-Oct-18	pH	6.5-8.5	7.3
Monthly	07-Nov-18	27-Nov-18	pH	6.5-8.5	7.9
Monthly	05-Dec-18	31-Dec-18	pH	6.5-8.5	7.5
Monthly	16-Jan-19	31-Jan-19	pH	6.5-8.5	7.9
Monthly	06-Feb-18	28-Feb-18	pH	6.5-8.5	7.5
Monthly	06-Mar-19	28-Mar-19	pH	6.5-8.5	7.7
Monthly	17-Apr-19	06-May-19	pH	6.5-8.5	7.9
Monthly	08-May-19	29-May-19	pH	6.5-8.5	7.8



AMMONIA NITROGEN

Frequency	Date Sample Obtained	Date Result Obtained	Unit Of Measurement	90 percentile limit	Council Sample
Monthly	06-Jun-18	20-Jun-18	milligrams per litre	2	0.14
Monthly	04-Jul-18	20-Jul-18	milligrams per litre	2	0.23
Monthly	08-Aug-18	30-Aug-18	milligrams per litre	2	0.21
Monthly	05-Sep-18	21-Sep-18	milligrams per litre	2	0.30
Monthly	03-Oct-18	24-Oct-18	milligrams per litre	2	3.70
Monthly	07-Nov-18	27-Nov-18	milligrams per litre	2	5.60
Monthly	05-Dec-18	31-Dec-18	milligrams per litre	2	0.14
Monthly	16-Jan-19	31-Jan-19	milligrams per litre	2	0.05
Monthly	06-Feb-18	28-Feb-18	milligrams per litre	2	0.11
Monthly	06-Mar-19	28-Mar-19	milligrams per litre	2	0.14
Monthly	17-Apr-19	06-May-19	milligrams per litre	2	0.19
Monthly	08-May-19	29-May-19	milligrams per litre	2	0.15

