

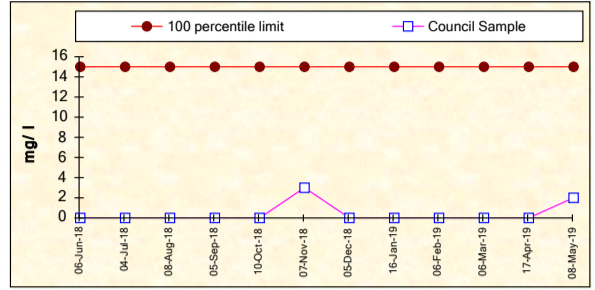
Sussex Inlet Wastewater Treatment Plant - Monitoring Summary

Licensee: Shoalhaven City Council, Shoalhaven Water, PO Box 42 Nowra 2541

Environment Protection License No. 3936
EPA ID No. 3

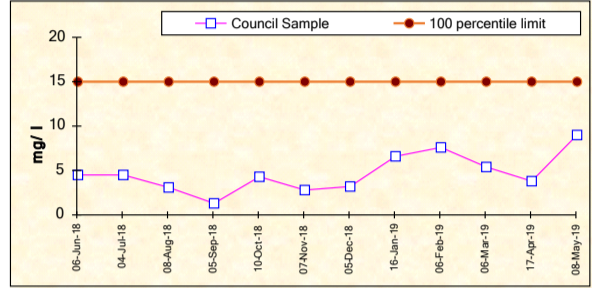
BOD

Frequency	Date Sample Obtained	Date Result Obtained	Unit Of Measurement	100 percentile limit	Council Sample
Monthly	06-Jun-18	20-Jun-18	milligrams per litre	15	<2
Monthly	04-Jul-18	20-Jul-18	milligrams per litre	15	<2
Monthly	08-Aug-18	30-Aug-18	milligrams per litre	15	<2
Monthly	05-Sep-18	21-Sep-18	milligrams per litre	15	<2
Monthly	10-Oct-18	24-Oct-18	milligrams per litre	15	<2
Monthly	07-Nov-18	27-Nov-18	milligrams per litre	15	3
Monthly	05-Dec-18	31-Dec-18	milligrams per litre	15	<2
Monthly	16-Jan-19	31-Jan-19	milligrams per litre	15	<2
Monthly	06-Feb-19	28-Feb-19	milligrams per litre	15	<2
Monthly	06-Mar-19	28-Mar-19	milligrams per litre	15	<2
Monthly	17-Apr-19	06-May-19	milligrams per litre	15	<2
Monthly	08-May-19	29-May-19	milligrams per litre	15	2



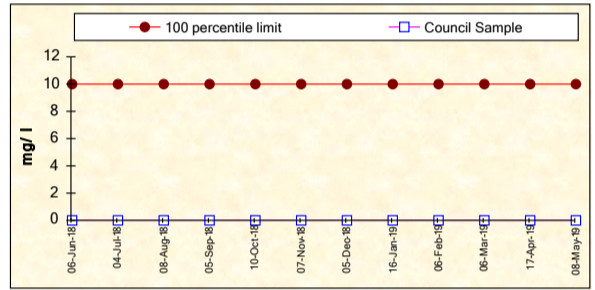
TOTAL NITROGEN

Frequency	Date Sample Obtained	Date Result Obtained	Unit Of Measurement	100 percentile limit	Council Sample
Monthly	06-Jun-18	20-Jun-18	milligrams per litre	15	4.5
Monthly	04-Jul-18	20-Jul-18	milligrams per litre	15	4.5
Monthly	08-Aug-18	30-Aug-18	milligrams per litre	15	3.1
Monthly	05-Sep-18	21-Sep-18	milligrams per litre	15	1.3
Monthly	10-Oct-18	24-Oct-18	milligrams per litre	15	4.3
Monthly	07-Nov-18	27-Nov-18	milligrams per litre	15	2.8
Monthly	05-Dec-18	31-Dec-18	milligrams per litre	15	3.2
Monthly	16-Jan-19	31-Jan-19	milligrams per litre	15	6.6
Monthly	06-Feb-19	28-Feb-19	milligrams per litre	15	7.6
Monthly	06-Mar-19	28-Mar-19	milligrams per litre	15	5.4
Monthly	17-Apr-19	06-May-19	milligrams per litre	15	3.8
Monthly	08-May-19	29-May-19	milligrams per litre	15	9.0



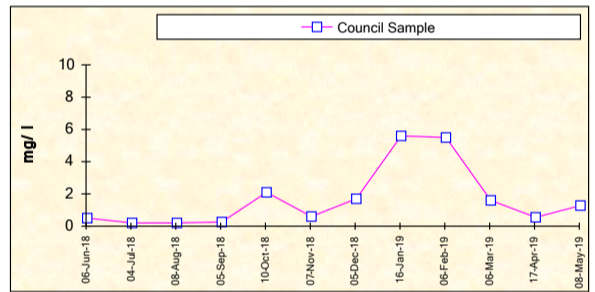
OIL AND GREASE

Frequency	Date Sample Obtained	Date Result Obtained	Unit Of Measurement	100 percentile limit	Council Sample
Monthly	06-Jun-18	20-Jun-18	milligrams per litre	10	<1
Monthly	04-Jul-18	20-Jul-18	milligrams per litre	10	<1
Monthly	08-Aug-18	30-Aug-18	milligrams per litre	10	<1
Monthly	05-Sep-18	21-Sep-18	milligrams per litre	10	<1
Monthly	10-Oct-18	24-Oct-18	milligrams per litre	10	<1
Monthly	07-Nov-18	27-Nov-18	milligrams per litre	10	<1
Monthly	05-Dec-18	31-Dec-18	milligrams per litre	10	<1
Monthly	16-Jan-19	31-Jan-19	milligrams per litre	10	<1
Monthly	06-Feb-19	28-Feb-19	milligrams per litre	10	<1
Monthly	06-Mar-19	28-Mar-19	milligrams per litre	10	<1
Monthly	17-Apr-19	06-May-19	milligrams per litre	10	<1
Monthly	08-May-19	29-May-19	milligrams per litre	10	<1



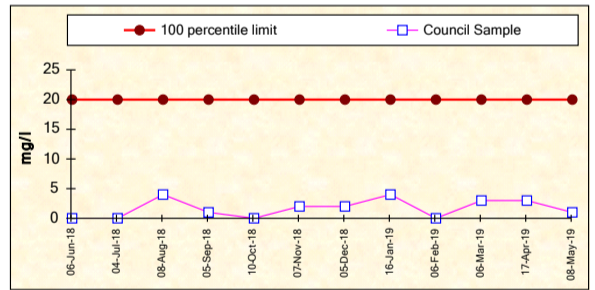
TOTAL PHOSPHORUS

Frequency	Date Sample Obtained	Date Result Obtained	Unit Of Measurement	EPA Limit	Council Sample
Monthly	06-Jun-18	20-Jun-18	milligrams per litre	MONITORING	0.5
Monthly	04-Jul-18	20-Jul-18	milligrams per litre		0.2
Monthly	08-Aug-18	30-Aug-18	milligrams per litre		0.2
Monthly	05-Sep-18	21-Sep-18	milligrams per litre		0.3
Monthly	10-Oct-18	24-Oct-18	milligrams per litre		2.1
Monthly	07-Nov-18	27-Nov-18	milligrams per litre		0.6
Monthly	05-Dec-18	31-Dec-18	milligrams per litre	CONDITIONS	1.7
Monthly	16-Jan-19	31-Jan-19	milligrams per litre		5.6
Monthly	06-Feb-19	28-Feb-19	milligrams per litre		5.5
Monthly	06-Mar-19	28-Mar-19	milligrams per litre		1.6
Monthly	17-Apr-19	06-May-19	milligrams per litre		0.6
Monthly	08-May-19	29-May-19	milligrams per litre		1.3



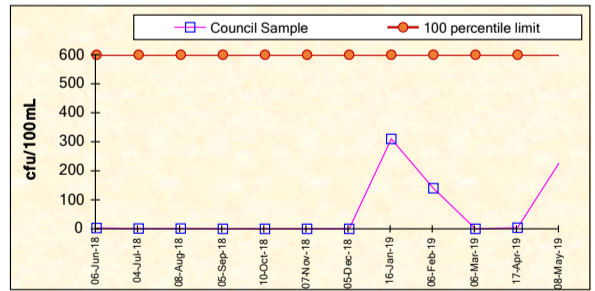
TOTAL SUSPENDED SOLIDS

Frequency	Date Sample Obtained	Date Result Obtained	Unit Of Measurement	100 percentile limit	Council Sample
Monthly	06-Jun-18	20-Jun-18	milligrams per litre	20	<1
Monthly	04-Jul-18	20-Jul-18	milligrams per litre	20	<1
Monthly	08-Aug-18	30-Aug-18	milligrams per litre	20	4
Monthly	05-Sep-18	21-Sep-18	milligrams per litre	20	1
Monthly	10-Oct-18	24-Oct-18	milligrams per litre	20	<1
Monthly	07-Nov-18	27-Nov-18	milligrams per litre	20	2
Monthly	05-Dec-18	31-Dec-18	milligrams per litre	20	2
Monthly	16-Jan-19	31-Jan-19	milligrams per litre	20	4
Monthly	06-Feb-19	28-Feb-19	milligrams per litre	20	<1
Monthly	06-Mar-19	28-Mar-19	milligrams per litre	20	3
Monthly	17-Apr-19	06-May-19	milligrams per litre	20	3
Monthly	08-May-19	29-May-19	milligrams per litre	20	1



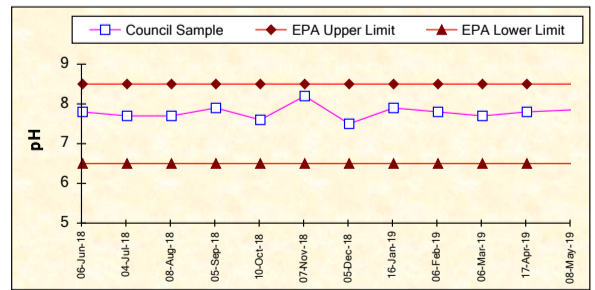
FAECAL COLIFORMS

Frequency	Date Sample Obtained	Date Result Obtained	Unit Of Measurement	100 percentile limit	Council Sample
Monthly	06-Jun-18	20-Jun-18	colony forming units per 100 millilitres	600	3
Monthly	04-Jul-18	20-Jul-18	colony forming units per 100 millilitres	600	1
Monthly	08-Aug-18	30-Aug-18	colony forming units per 100 millilitres	600	1
Monthly	05-Sep-18	21-Sep-18	colony forming units per 100 millilitres	600	<1
Monthly	10-Oct-18	24-Oct-18	colony forming units per 100 millilitres	600	<1
Monthly	07-Nov-18	27-Nov-18	colony forming units per 100 millilitres	600	<1
Monthly	05-Dec-18	31-Dec-18	colony forming units per 100 millilitres	600	<1
Monthly	16-Jan-19	31-Jan-19	colony forming units per 100 millilitres	600	310
Monthly	06-Feb-19	28-Feb-19	colony forming units per 100 millilitres	600	140
Monthly	06-Mar-19	28-Mar-19	colony forming units per 100 millilitres	600	<1
Monthly	17-Apr-19	06-May-19	colony forming units per 100 millilitres	600	4
Monthly	08-May-19	29-May-19	colony forming units per 100 millilitres	600	230



pH

Frequency	Date Sample Obtained	Date Result Obtained	Unit Of Measurement	100 percentile limit	Council Sample
Monthly	06-Jun-18	20-Jun-18	pH	6.5-8.5	7.8
Monthly	04-Jul-18	20-Jul-18	pH	6.5-8.5	7.7
Monthly	08-Aug-18	30-Aug-18	pH	6.5-8.5	7.7
Monthly	05-Sep-18	21-Sep-18	pH	6.5-8.5	7.9
Monthly	10-Oct-18	24-Oct-18	pH	6.5-8.5	7.6
Monthly	07-Nov-18	27-Nov-18	pH	6.5-8.5	8.2
Monthly	05-Dec-18	31-Dec-18	pH	6.5-8.5	7.5
Monthly	16-Jan-19	31-Jan-19	pH	6.5-8.5	7.9
Monthly	06-Feb-19	28-Feb-19	pH	6.5-8.5	7.8
Monthly	06-Mar-19	28-Mar-19	pH	6.5-8.5	7.7
Monthly	17-Apr-19	06-May-19	pH	6.5-8.5	7.8
Monthly	08-May-19	29-May-19	pH	6.5-8.5	7.9



AMMONIA NITROGEN

Frequency	Date Sample Obtained	Date Result Obtained	Unit Of Measurement	100 percentile limit	Council Sample
Monthly	06-Jun-18	20-Jun-18	milligrams per litre	5	0.11
Monthly	04-Jul-18	20-Jul-18	milligrams per litre	5	0.06
Monthly	08-Aug-18	30-Aug-18	milligrams per litre	5	0.08
Monthly	05-Sep-18	21-Sep-18	milligrams per litre	5	0.18
Monthly	10-Oct-18	24-Oct-18	milligrams per litre	5	0.12
Monthly	07-Nov-18	27-Nov-18	milligrams per litre	5	0.21
Monthly	05-Dec-18	31-Dec-18	milligrams per litre	5	0.05
Monthly	16-Jan-19	31-Jan-19	milligrams per litre	5	0.11
Monthly	06-Feb-19	28-Feb-19	milligrams per litre	5	0.08
Monthly	06-Mar-19	28-Mar-19	milligrams per litre	5	0.08
Monthly	17-Apr-19	06-May-19	milligrams per litre	5	0.05
Monthly	08-May-19	29-May-19	milligrams per litre	5	0.03

