

Ulladulla Wastewater Treatment Plant - Monitoring Summary

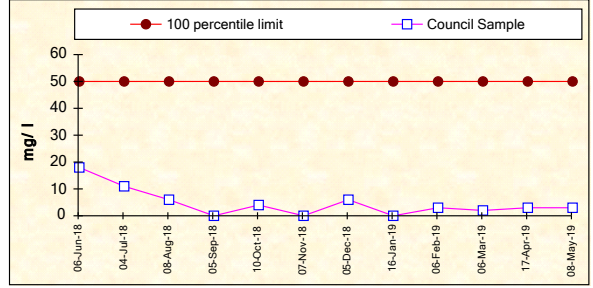
Licensee: Shoalhaven City Council, Shoalhaven Water, PO Box 42 Nowra 2541

Environment Protection License No. 446

EPA ID No. 5

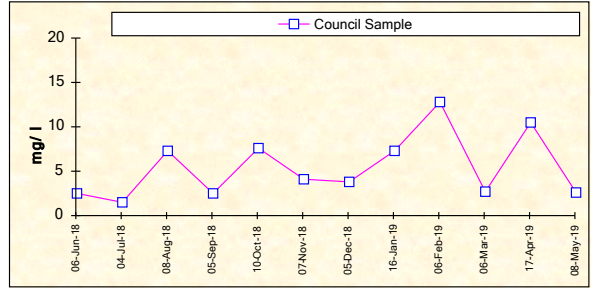
BOD

Frequency	Date Sample Obtained	Date Result Obtained	Unit Of Measurement	100 percentile limit	Council Sample
Monthly	06-Jun-18	20-Jun-18	milligrams per litre	50	18
Monthly	04-Jul-18	20-Jul-18	milligrams per litre	50	11
Monthly	08-Aug-18	30-Aug-18	milligrams per litre	50	6
Monthly	05-Sep-18	21-Sep-18	milligrams per litre	50	<2
Monthly	10-Oct-18	24-Oct-18	milligrams per litre	50	4
Monthly	07-Nov-18	27-Nov-18	milligrams per litre	50	<2
Monthly	05-Dec-18	31-Dec-18	milligrams per litre	50	6
Monthly	16-Jan-19	31-Jan-19	milligrams per litre	50	<2
Monthly	06-Feb-19	28-Feb-19	milligrams per litre	50	3
Monthly	06-Mar-19	28-Mar-19	milligrams per litre	50	2
Monthly	17-Apr-19	06-May-19	milligrams per litre	50	3
Monthly	08-May-19	29-May-19	milligrams per litre	50	3



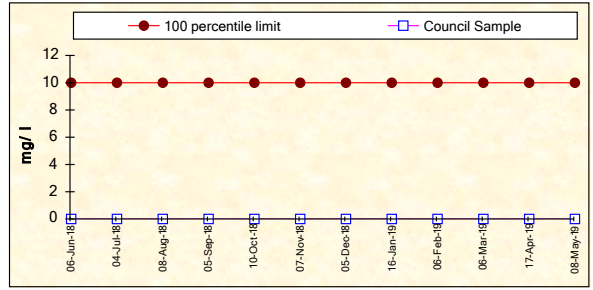
TOTAL NITROGEN

Frequency	Date Sample Obtained	Date Result Obtained	Unit Of Measurement	100 percentile limit	Council Sample
Monthly	06-Jun-18	20-Jun-18	milligrams per litre	MONITORING	2.5
Monthly	04-Jul-18	20-Jul-18	milligrams per litre		1.5
Monthly	08-Aug-18	30-Aug-18	milligrams per litre		7.3
Monthly	05-Sep-18	21-Sep-18	milligrams per litre	CONDITION	2.5
Monthly	10-Oct-18	24-Oct-18	milligrams per litre		7.6
Monthly	07-Nov-18	27-Nov-18	milligrams per litre		4.1
Monthly	05-Dec-18	31-Dec-18	milligrams per litre	3.8	
Monthly	16-Jan-19	31-Jan-19	milligrams per litre	7.3	
Monthly	06-Feb-19	28-Feb-19	milligrams per litre	12.8	
Monthly	06-Mar-19	28-Mar-19	milligrams per litre	2.7	
Monthly	17-Apr-19	06-May-19	milligrams per litre	10.5	
Monthly	08-May-19	29-May-19	milligrams per litre	2.6	



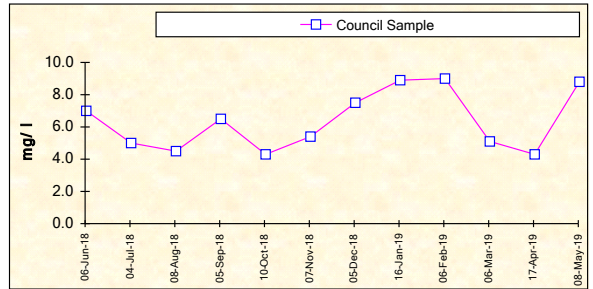
OIL AND GREASE

Frequency	Date Sample Obtained	Date Result Obtained	Unit Of Measurement	100 percentile limit	Council Sample
Monthly	06-Jun-18	20-Jun-18	milligrams per litre	10	<1
Monthly	04-Jul-18	20-Jul-18	milligrams per litre	10	<1
Monthly	08-Aug-18	30-Aug-18	milligrams per litre	10	<1
Monthly	05-Sep-18	21-Sep-18	milligrams per litre	10	<1
Monthly	10-Oct-18	24-Oct-18	milligrams per litre	10	<1
Monthly	07-Nov-18	27-Nov-18	milligrams per litre	10	<1
Monthly	05-Dec-18	31-Dec-18	milligrams per litre	10	<1
Monthly	16-Jan-19	31-Jan-19	milligrams per litre	10	<1
Monthly	06-Feb-19	28-Feb-19	milligrams per litre	10	<1
Monthly	06-Mar-19	28-Mar-19	milligrams per litre	10	<1
Monthly	17-Apr-19	06-May-19	milligrams per litre	10	<1
Monthly	08-May-19	29-May-19	milligrams per litre	10	<1



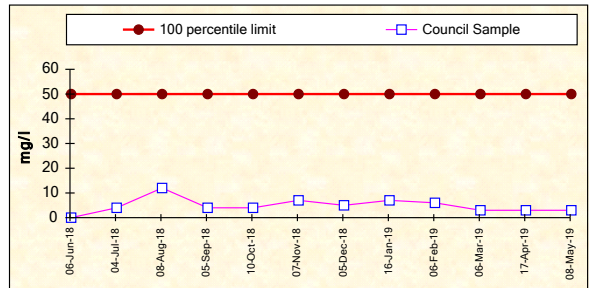
TOTAL PHOSPHORUS

Frequency	Date Sample Obtained	Date Result Obtained	Unit Of Measurement	100 percentile limit	Council Sample
Monthly	06-Jun-18	20-Jun-18	milligrams per litre	MONITORING	7.0
Monthly	04-Jul-18	20-Jul-18	milligrams per litre		5.0
Monthly	08-Aug-18	30-Aug-18	milligrams per litre		4.5
Monthly	05-Sep-18	21-Sep-18	milligrams per litre	CONDITION	6.5
Monthly	10-Oct-18	24-Oct-18	milligrams per litre		4.3
Monthly	07-Nov-18	27-Nov-18	milligrams per litre		5.4
Monthly	05-Dec-18	31-Dec-18	milligrams per litre	7.5	
Monthly	16-Jan-19	31-Jan-19	milligrams per litre	8.9	
Monthly	06-Feb-19	28-Feb-19	milligrams per litre	9.0	
Monthly	06-Mar-19	28-Mar-19	milligrams per litre	5.1	
Monthly	17-Apr-19	06-May-19	milligrams per litre	4.3	
Monthly	08-May-19	29-May-19	milligrams per litre	8.8	



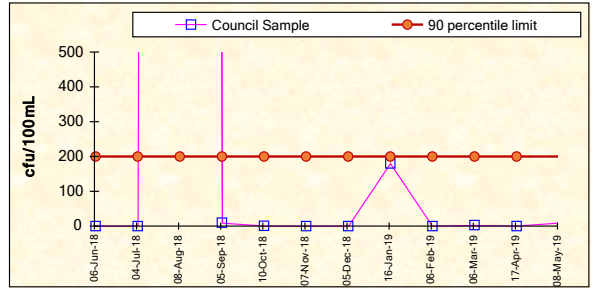
TOTAL SUSPENDED SOLIDS

Frequency	Date Sample Obtained	Date Result Obtained	Unit Of Measurement	100 percentile limit	Council Sample
Monthly	06-Jun-18	20-Jun-18	milligrams per litre	50	<1
Monthly	04-Jul-18	20-Jul-18	milligrams per litre	50	4
Monthly	08-Aug-18	30-Aug-18	milligrams per litre	50	12
Monthly	05-Sep-18	21-Sep-18	milligrams per litre	50	4
Monthly	10-Oct-18	24-Oct-18	milligrams per litre	50	4
Monthly	07-Nov-18	27-Nov-18	milligrams per litre	50	7
Monthly	05-Dec-18	31-Dec-18	milligrams per litre	50	5
Monthly	16-Jan-19	31-Jan-19	milligrams per litre	50	7
Monthly	06-Feb-19	28-Feb-19	milligrams per litre	50	6
Monthly	06-Mar-19	28-Mar-19	milligrams per litre	50	3
Monthly	17-Apr-19	06-May-19	milligrams per litre	50	3
Monthly	08-May-19	29-May-19	milligrams per litre	50	3



FAECAL COLIFORMS

Frequency	Date Sample Obtained	Date Result Obtained	Unit Of Measurement	90 percentile limit	Council Sample
Special Frequency 1	06-Jun-18	20-Jun-18	colony forming units per 100 millilitres	200	<1
Special Frequency 1	04-Jul-18	20-Jul-18	colony forming units per 100 millilitres	200	<1
Special Frequency 1	08-Aug-18	30-Aug-18	colony forming units per 100 millilitres	200	39000
Special Frequency 1	05-Sep-18	21-Sep-18	colony forming units per 100 millilitres	200	10
Special Frequency 1	10-Oct-18	24-Oct-18	colony forming units per 100 millilitres	200	1
Special Frequency 1	07-Nov-18	27-Nov-18	colony forming units per 100 millilitres	200	<1
Special Frequency 1	05-Dec-18	31-Dec-18	colony forming units per 100 millilitres	200	<1
Special Frequency 1	16-Jan-19	31-Jan-19	colony forming units per 100 millilitres	200	180
Special Frequency 1	06-Feb-19	28-Feb-19	colony forming units per 100 millilitres	200	<1
Special Frequency 1	06-Mar-19	28-Mar-19	colony forming units per 100 millilitres	200	3
Special Frequency 1	17-Apr-19	06-May-19	colony forming units per 100 millilitres	200	<1
Special Frequency 1	08-May-19	29-May-19	colony forming units per 100 millilitres	200	9



ENTEROCOCCI

Frequency	Date Sample Obtained	Date Result Obtained	Unit Of Measurement	90th percentile limit	Council Sample
Special Frequency 1	06-Jun-18	20-Jun-18	colony forming units per 100 millilitres	MONITORING	6
Special Frequency 1	04-Jul-18	20-Jul-18	colony forming units per 100 millilitres		<1
Special Frequency 1	08-Aug-18	30-Aug-18	colony forming units per 100 millilitres		940
Special Frequency 1	05-Sep-18	21-Sep-18	colony forming units per 100 millilitres	CONDITION	2
Special Frequency 1	10-Oct-18	24-Oct-18	colony forming units per 100 millilitres		2
Special Frequency 1	07-Nov-18	27-Nov-18	colony forming units per 100 millilitres		1
Special Frequency 1	05-Dec-18	31-Dec-18	colony forming units per 100 millilitres	4	
Special Frequency 1	16-Jan-19	31-Jan-19	colony forming units per 100 millilitres	110	
Special Frequency 1	06-Feb-19	28-Feb-19	colony forming units per 100 millilitres	<2	
Special Frequency 1	06-Mar-19	28-Mar-19	colony forming units per 100 millilitres	<1	
Special Frequency 1	17-Apr-19	06-May-19	colony forming units per 100 millilitres	<1	
Special Frequency 1	08-May-19	29-May-19	colony forming units per 100 millilitres	3	

