

Berry Wastewater Treatment Plant - Monitoring Summary

Licensee: Shoalhaven City Council, Shoalhaven Water, PO Box 42, Nowra 2541

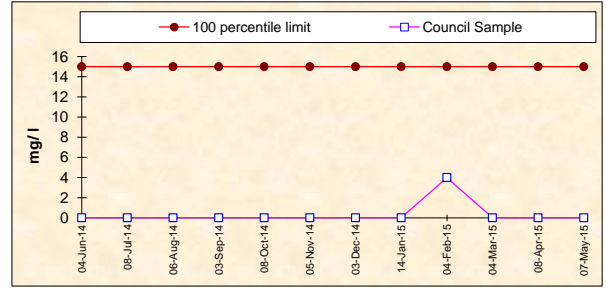
Environment Protection Licence No 1736

EPA ID No. 3



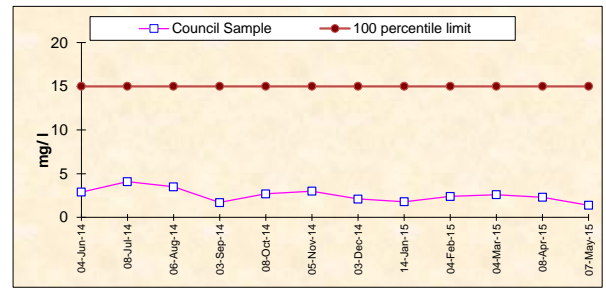
BOD

Frequency	Date Sample Obtained	Date Result Obtained	Unit Of Measurement	100 percentile limit	Council Sample
Monthly	04-Jun-14	18-Jun-14	milligrams per litre	15	<2
Monthly	08-Jul-14	22-Jul-14	milligrams per litre	15	<2
Monthly	06-Aug-14	14-Aug-14	milligrams per litre	15	<2
Monthly	03-Sep-14	12-Sep-14	milligrams per litre	15	<2
Monthly	08-Oct-14	20-Oct-14	milligrams per litre	15	<2
Monthly	05-Nov-14	17-Nov-14	milligrams per litre	15	<2
Monthly	03-Dec-14	17-Dec-14	milligrams per litre	15	<2
Monthly	14-Jan-15	27-Jan-15	milligrams per litre	15	<2
Monthly	04-Feb-15	17-Feb-15	milligrams per litre	15	4
Monthly	04-Mar-15	17-Mar-15	milligrams per litre	15	<2
Monthly	08-Apr-15	20-Apr-15	milligrams per litre	15	<2
Monthly	07-May-15	20-May-15	milligrams per litre	15	<2



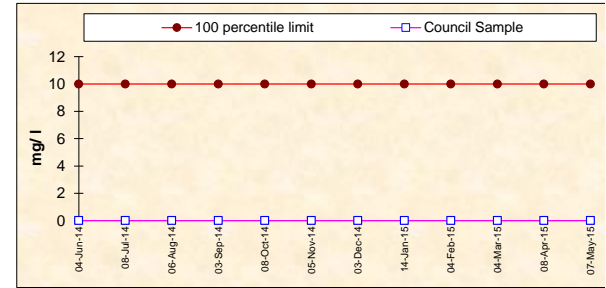
TOTAL NITROGEN

Frequency	Date Sample Obtained	Date Result Obtained	Unit Of Measurement	100 percentile limit	Council Sample
Monthly	04-Jun-14	18-Jun-14	milligrams per litre	15	2.9
Monthly	08-Jul-14	22-Jul-14	milligrams per litre	15	4.1
Monthly	06-Aug-14	14-Aug-14	milligrams per litre	15	3.5
Monthly	03-Sep-14	12-Sep-14	milligrams per litre	15	1.7
Monthly	08-Oct-14	20-Oct-14	milligrams per litre	15	2.7
Monthly	05-Nov-14	17-Nov-14	milligrams per litre	15	3.0
Monthly	03-Dec-14	17-Dec-14	milligrams per litre	15	2.1
Monthly	14-Jan-15	27-Jan-15	milligrams per litre	15	1.8
Monthly	04-Feb-15	17-Feb-15	milligrams per litre	15	2.4
Monthly	04-Mar-15	17-Mar-15	milligrams per litre	15	2.6
Monthly	08-Apr-15	20-Apr-15	milligrams per litre	15	2.3
Monthly	07-May-15	20-May-15	milligrams per litre	15	1.4



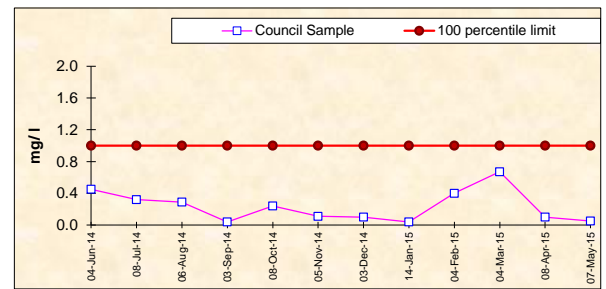
OIL AND GREASE

Frequency	Date Sample Obtained	Date Result Obtained	Unit Of Measurement	100 percentile limit	Council Sample
Monthly	04-Jun-14	18-Jun-14	milligrams per litre	10	<1
Monthly	08-Jul-14	22-Jul-14	milligrams per litre	10	<1
Monthly	06-Aug-14	14-Aug-14	milligrams per litre	10	<1
Monthly	03-Sep-14	12-Sep-14	milligrams per litre	10	<1
Monthly	08-Oct-14	20-Oct-14	milligrams per litre	10	<1
Monthly	05-Nov-14	17-Nov-14	milligrams per litre	10	<1
Monthly	03-Dec-14	17-Dec-14	milligrams per litre	10	<1
Monthly	14-Jan-15	27-Jan-15	milligrams per litre	10	<1
Monthly	04-Feb-15	17-Feb-15	milligrams per litre	10	<1
Monthly	04-Mar-15	17-Mar-15	milligrams per litre	10	<1
Monthly	08-Apr-15	20-Apr-15	milligrams per litre	10	<1
Monthly	07-May-15	20-May-15	milligrams per litre	10	<1



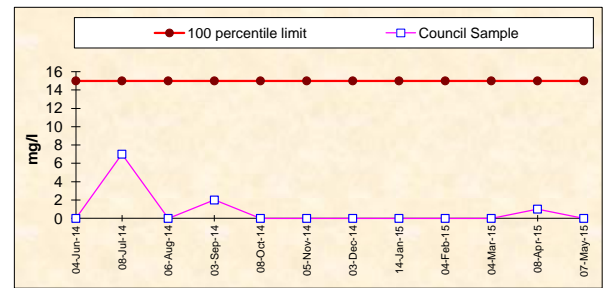
TOTAL PHOSPHORUS

Frequency	Date Sample Obtained	Date Result Obtained	Unit Of Measurement	100 percentile limit	Council Sample
Monthly	04-Jun-14	18-Jun-14	milligrams per litre	1	0.45
Monthly	08-Jul-14	22-Jul-14	milligrams per litre	1	0.32
Monthly	06-Aug-14	14-Aug-14	milligrams per litre	1	0.29
Monthly	03-Sep-14	12-Sep-14	milligrams per litre	1	0.04
Monthly	08-Oct-14	20-Oct-14	milligrams per litre	1	0.24
Monthly	05-Nov-14	17-Nov-14	milligrams per litre	1	0.11
Monthly	03-Dec-14	17-Dec-14	milligrams per litre	1	0.10
Monthly	14-Jan-15	27-Jan-15	milligrams per litre	1	0.04
Monthly	04-Feb-15	17-Feb-15	milligrams per litre	1	0.40
Monthly	04-Mar-15	17-Mar-15	milligrams per litre	1	0.67
Monthly	08-Apr-15	20-Apr-15	milligrams per litre	1	0.10
Monthly	07-May-15	20-May-15	milligrams per litre	1	0.05



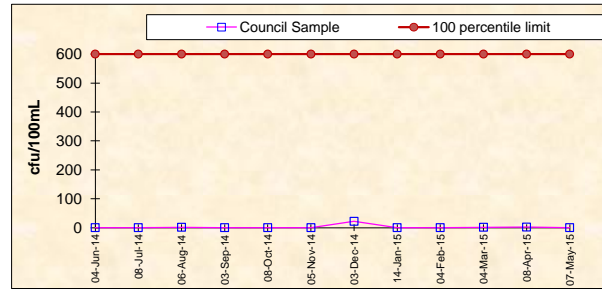
TOTAL SUSPENDED SOLIDS

Frequency	Date Sample Obtained	Date Result Obtained	Unit Of Measurement	100 percentile limit	Council Sample
Monthly	04-Jun-14	18-Jun-14	milligrams per litre	15	<1
Monthly	08-Jul-14	22-Jul-14	milligrams per litre	15	7
Monthly	06-Aug-14	14-Aug-14	milligrams per litre	15	<1
Monthly	03-Sep-14	12-Sep-14	milligrams per litre	15	2
Monthly	08-Oct-14	20-Oct-14	milligrams per litre	15	<1
Monthly	05-Nov-14	17-Nov-14	milligrams per litre	15	<1
Monthly	03-Dec-14	17-Dec-14	milligrams per litre	15	<1
Monthly	14-Jan-15	27-Jan-15	milligrams per litre	15	<1
Monthly	04-Feb-15	17-Feb-15	milligrams per litre	15	<1
Monthly	04-Mar-15	17-Mar-15	milligrams per litre	15	<1
Monthly	08-Apr-15	20-Apr-15	milligrams per litre	15	1
Monthly	07-May-15	20-May-15	milligrams per litre	15	<1



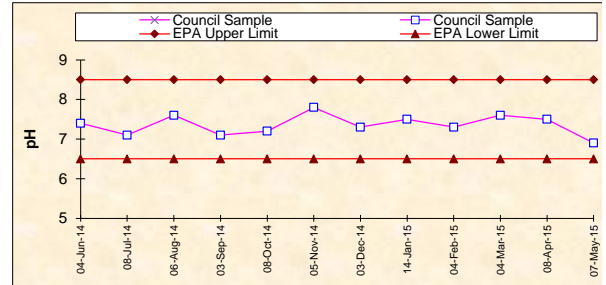
Faecal Coliforms

Frequency	Date Sample Obtained	Date Result Obtained	Unit Of Measurement	100 percentile limit	Council Sample
Monthly	04-Jun-14	18-Jun-14	colony forming units per 100 millilitres	600	<1
Monthly	08-Jul-14	22-Jul-14	colony forming units per 100 millilitres	600	<1
Monthly	06-Aug-14	14-Aug-14	colony forming units per 100 millilitres	600	1
Monthly	03-Sep-14	12-Sep-14	colony forming units per 100 millilitres	600	<1
Monthly	08-Oct-14	20-Oct-14	colony forming units per 100 millilitres	600	<1
Monthly	05-Nov-14	17-Nov-14	colony forming units per 100 millilitres	600	<1
Monthly	03-Dec-14	17-Dec-14	colony forming units per 100 millilitres	600	22
Monthly	14-Jan-15	27-Jan-15	colony forming units per 100 millilitres	600	<1
Monthly	04-Feb-15	17-Feb-15	colony forming units per 100 millilitres	600	<1
Monthly	04-Mar-15	17-Mar-15	colony forming units per 100 millilitres	600	1
Monthly	08-Apr-15	20-Apr-15	colony forming units per 100 millilitres	600	2
Monthly	07-May-15	20-May-15	colony forming units per 100 millilitres	600	<1



pH

Frequency	Date Sample Obtained	Date Result Obtained	Unit Of Measurement	100 percentile limit	Council Sample
Monthly	04-Jun-14	18-Jun-14	units	6.5-8.5	7.4
Monthly	08-Jul-14	22-Jul-14	units	6.5-8.5	7.1
Monthly	06-Aug-14	14-Aug-14	units	6.5-8.5	7.6
Monthly	03-Sep-14	12-Sep-14	units	6.5-8.5	7.1
Monthly	08-Oct-14	20-Oct-14	units	6.5-8.5	7.2
Monthly	05-Nov-14	17-Nov-14	units	6.5-8.5	7.8
Monthly	03-Dec-14	17-Dec-14	units	6.5-8.5	7.3
Monthly	14-Jan-15	27-Jan-15	units	6.5-8.5	7.5
Monthly	04-Feb-15	17-Feb-15	units	6.5-8.5	7.3
Monthly	04-Mar-15	17-Mar-15	units	6.5-8.5	7.6
Monthly	08-Apr-15	20-Apr-15	units	6.5-8.5	7.5
Monthly	07-May-15	20-May-15	units	6.5-8.5	6.9



AMMONIA NITROGEN

Frequency	Date Sample Obtained	Date Result Obtained	Unit Of Measurement	100 percentile limit	Council Sample
Monthly	04-Jun-14	18-Jun-14	milligrams per litre	5	0.02
Monthly	08-Jul-14	22-Jul-14	milligrams per litre	5	0.01
Monthly	06-Aug-14	14-Aug-14	milligrams per litre	5	0.18
Monthly	03-Sep-14	12-Sep-14	milligrams per litre	5	0.01
Monthly	08-Oct-14	20-Oct-14	milligrams per litre	5	0.05
Monthly	05-Nov-14	17-Nov-14	milligrams per litre	5	0.02
Monthly	03-Dec-14	17-Dec-14	milligrams per litre	5	0.06
Monthly	14-Jan-15	27-Jan-15	milligrams per litre	5	0.03
Monthly	04-Feb-15	17-Feb-15	milligrams per litre	5	0.02
Monthly	04-Mar-15	17-Mar-15	milligrams per litre	5	0.25
Monthly	08-Apr-15	20-Apr-15	milligrams per litre	5	0.02
Monthly	07-May-15	20-May-15	milligrams per litre	5	0.04

