

Berry Wastewater Treatment Plant - Monitoring Summary

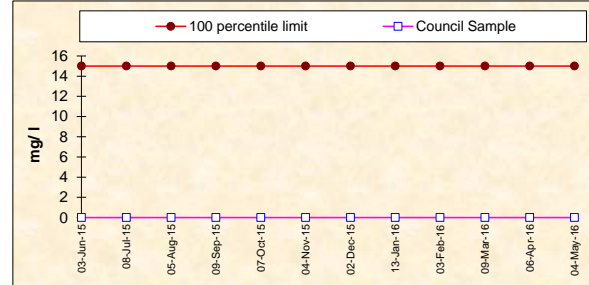
Licensee: Shoalhaven City Council, Shoalhaven Water, PO Box 42 Nowra 2541

Environment Protection License No. 1736

EPA ID No. 3

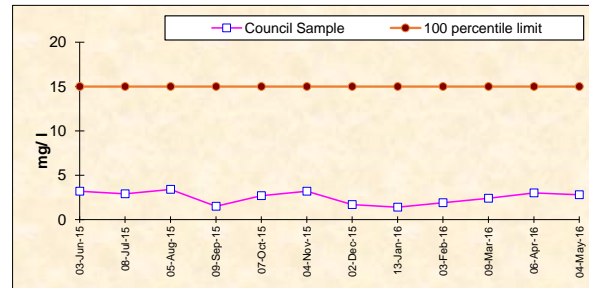
BOD

Frequency	Date Sample Obtained	Date Result Obtained	Unit Of Measurement	100 percentile limit	Council Sample
Monthly	03-Jun-15	18-Jun-15	milligrams per litre	15	<2
Monthly	08-Jul-15	22-Jul-15	milligrams per litre	15	<2
Monthly	05-Aug-15	19-Aug-15	milligrams per litre	15	<2
Monthly	09-Sep-15	22-Sep-15	milligrams per litre	15	<2
Monthly	07-Oct-15	22-Oct-15	milligrams per litre	15	<2
Monthly	04-Nov-15	18-Nov-15	milligrams per litre	15	<2
Monthly	02-Dec-15	14-Dec-15	milligrams per litre	15	<2
Monthly	13-Jan-16	27-Jan-16	milligrams per litre	15	<2
Monthly	03-Feb-16	17-Feb-16	milligrams per litre	15	<2
Monthly	09-Mar-16	23-Mar-16	milligrams per litre	15	<2
Monthly	06-Apr-16	20-Apr-16	milligrams per litre	15	<2
Monthly	04-May-16	18-May-16	milligrams per litre	15	<2



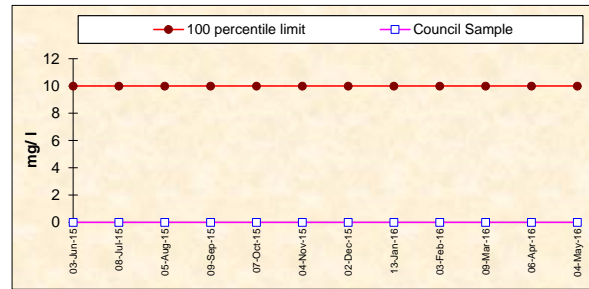
TOTAL NITROGEN

Frequency	Date Sample Obtained	Date Result Obtained	Unit Of Measurement	100 percentile limit	Council Sample
Monthly	03-Jun-15	18-Jun-15	milligrams per litre	15	3.2
Monthly	08-Jul-15	22-Jul-15	milligrams per litre	15	2.9
Monthly	05-Aug-15	19-Aug-15	milligrams per litre	15	3.4
Monthly	09-Sep-15	22-Sep-15	milligrams per litre	15	1.5
Monthly	07-Oct-15	22-Oct-15	milligrams per litre	15	2.7
Monthly	04-Nov-15	18-Nov-15	milligrams per litre	15	3.2
Monthly	02-Dec-15	14-Dec-15	milligrams per litre	15	1.7
Monthly	13-Jan-16	27-Jan-16	milligrams per litre	15	1.4
Monthly	03-Feb-16	17-Feb-16	milligrams per litre	15	1.9
Monthly	09-Mar-16	23-Mar-16	milligrams per litre	15	2.4
Monthly	06-Apr-16	20-Apr-16	milligrams per litre	15	3.0
Monthly	04-May-16	18-May-16	milligrams per litre	15	2.8



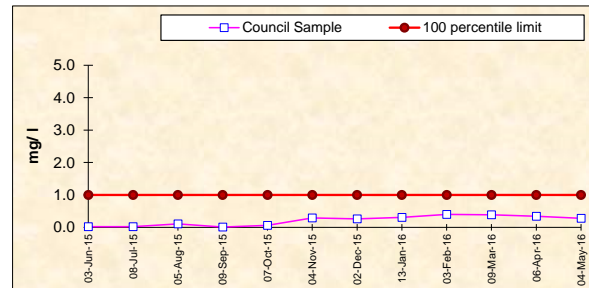
OIL AND GREASE

Frequency	Date Sample Obtained	Date Result Obtained	Unit Of Measurement	100 percentile limit	Council Sample
Monthly	03-Jun-15	18-Jun-15	milligrams per litre	10	<1
Monthly	08-Jul-15	22-Jul-15	milligrams per litre	10	<1
Monthly	05-Aug-15	19-Aug-15	milligrams per litre	10	<1
Monthly	09-Sep-15	22-Sep-15	milligrams per litre	10	<1
Monthly	07-Oct-15	22-Oct-15	milligrams per litre	10	<1
Monthly	04-Nov-15	18-Nov-15	milligrams per litre	10	<1
Monthly	02-Dec-15	14-Dec-15	milligrams per litre	10	<1
Monthly	13-Jan-16	27-Jan-16	milligrams per litre	10	<1
Monthly	03-Feb-16	17-Feb-16	milligrams per litre	10	<1
Monthly	09-Mar-16	23-Mar-16	milligrams per litre	10	<1
Monthly	06-Apr-16	20-Apr-16	milligrams per litre	10	<1
Monthly	04-May-16	18-May-16	milligrams per litre	10	<1



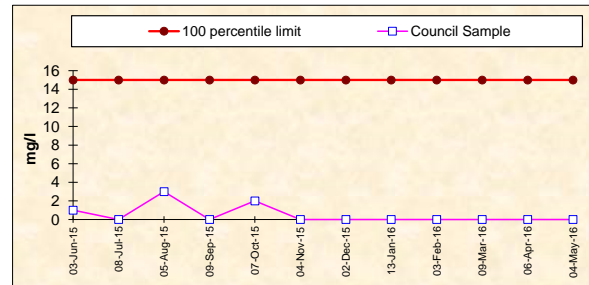
TOTAL PHOSPHORUS

Frequency	Date Sample Obtained	Date Result Obtained	Unit Of Measurement	100 percentile limit	Council Sample
Monthly	03-Jun-15	18-Jun-15	milligrams per litre	1	0.02
Monthly	08-Jul-15	22-Jul-15	milligrams per litre	1	0.02
Monthly	05-Aug-15	19-Aug-15	milligrams per litre	1	0.11
Monthly	09-Sep-15	22-Sep-15	milligrams per litre	1	0.01
Monthly	07-Oct-15	22-Oct-15	milligrams per litre	1	0.06
Monthly	04-Nov-15	18-Nov-15	milligrams per litre	1	0.29
Monthly	02-Dec-15	14-Dec-15	milligrams per litre	1	0.26
Monthly	13-Jan-16	27-Jan-16	milligrams per litre	1	0.31
Monthly	03-Feb-16	17-Feb-16	milligrams per litre	1	0.40
Monthly	09-Mar-16	23-Mar-16	milligrams per litre	1	0.39
Monthly	06-Apr-16	20-Apr-16	milligrams per litre	1	0.34
Monthly	04-May-16	18-May-16	milligrams per litre	1	0.28



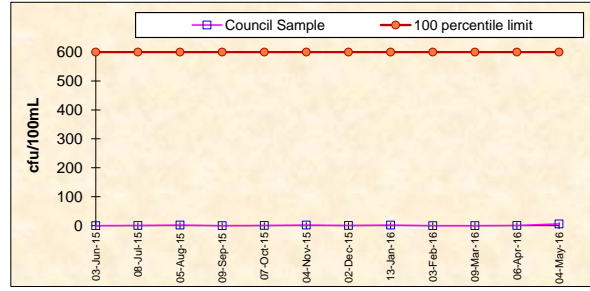
TOTAL SUSPENDED SOLIDS

Frequency	Date Sample Obtained	Date Result Obtained	Unit Of Measurement	100 percentile limit	Council Sample
Monthly	03-Jun-15	18-Jun-15	milligrams per litre	15	1
Monthly	08-Jul-15	22-Jul-15	milligrams per litre	15	<1
Monthly	05-Aug-15	19-Aug-15	milligrams per litre	15	3
Monthly	09-Sep-15	22-Sep-15	milligrams per litre	15	<1
Monthly	07-Oct-15	22-Oct-15	milligrams per litre	15	2
Monthly	04-Nov-15	18-Nov-15	milligrams per litre	15	<1
Monthly	02-Dec-15	14-Dec-15	milligrams per litre	15	<1
Monthly	13-Jan-16	27-Jan-16	milligrams per litre	15	<1
Monthly	03-Feb-16	17-Feb-16	milligrams per litre	15	<1
Monthly	09-Mar-16	23-Mar-16	milligrams per litre	15	<1
Monthly	06-Apr-16	20-Apr-16	milligrams per litre	15	<1
Monthly	04-May-16	18-May-16	milligrams per litre	15	<1



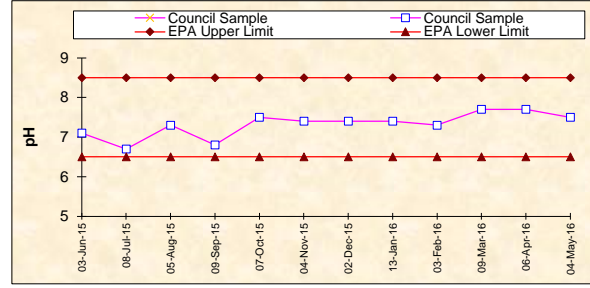
Faecal Coliforms

Frequency	Date Sample Obtained	Date Result Obtained	Unit Of Measurement	100 percentile limit	Council Sample
Monthly	03-Jun-15	18-Jun-15	colony forming units per 100 millilitres	600	<1
Monthly	08-Jul-15	22-Jul-15	colony forming units per 100 millilitres	600	1
Monthly	05-Aug-15	19-Aug-15	colony forming units per 100 millilitres	600	2
Monthly	09-Sep-15	22-Sep-15	colony forming units per 100 millilitres	600	<1
Monthly	07-Oct-15	22-Oct-15	colony forming units per 100 millilitres	600	1
Monthly	04-Nov-15	18-Nov-15	colony forming units per 100 millilitres	600	2
Monthly	02-Dec-15	14-Dec-15	colony forming units per 100 millilitres	600	1
Monthly	13-Jan-16	27-Jan-16	colony forming units per 100 millilitres	600	2
Monthly	03-Feb-16	17-Feb-16	colony forming units per 100 millilitres	600	<1
Monthly	09-Mar-16	23-Mar-16	colony forming units per 100 millilitres	600	<1
Monthly	06-Apr-16	20-Apr-16	colony forming units per 100 millilitres	600	1
Monthly	04-May-16	18-May-16	colony forming units per 100 millilitres	600	6



pH

Frequency	Date Sample Obtained	Date Result Obtained	Unit Of Measurement	100 percentile limit	Council Sample
Monthly	03-Jun-15	18-Jun-15	units	6.5-8.5	7.1
Monthly	08-Jul-15	22-Jul-15	units	6.5-8.5	6.7
Monthly	05-Aug-15	19-Aug-15	units	6.5-8.5	7.3
Monthly	09-Sep-15	22-Sep-15	units	6.5-8.5	6.8
Monthly	07-Oct-15	22-Oct-15	units	6.5-8.5	7.5
Monthly	04-Nov-15	18-Nov-15	units	6.5-8.5	7.4
Monthly	02-Dec-15	14-Dec-15	units	6.5-8.5	7.4
Monthly	13-Jan-16	27-Jan-16	units	6.5-8.5	7.4
Monthly	03-Feb-16	17-Feb-16	units	6.5-8.5	7.3
Monthly	09-Mar-16	23-Mar-16	units	6.5-8.5	7.7
Monthly	06-Apr-16	20-Apr-16	units	6.5-8.5	7.7
Monthly	04-May-16	18-May-16	units	6.5-8.5	7.5



AMMONIA NITROGEN

Frequency	Date Sample Obtained	Date Result Obtained	Unit Of Measurement	100 percentile limit	Council Sample
Monthly	03-Jun-15	18-Jun-15	milligrams per litre	5	0.03
Monthly	08-Jul-15	22-Jul-15	milligrams per litre	5	0.06
Monthly	05-Aug-15	19-Aug-15	milligrams per litre	5	0.06
Monthly	09-Sep-15	22-Sep-15	milligrams per litre	5	0.02
Monthly	07-Oct-15	22-Oct-15	milligrams per litre	5	0.03
Monthly	04-Nov-15	18-Nov-15	milligrams per litre	5	0.05
Monthly	02-Dec-15	14-Dec-15	milligrams per litre	5	0.03
Monthly	13-Jan-16	27-Jan-16	milligrams per litre	5	0.01
Monthly	03-Feb-16	17-Feb-16	milligrams per litre	5	0.01
Monthly	09-Mar-16	23-Mar-16	milligrams per litre	5	0.03
Monthly	06-Apr-16	20-Apr-16	milligrams per litre	5	0.02
Monthly	04-May-16	18-May-16	milligrams per litre	5	0.02

