

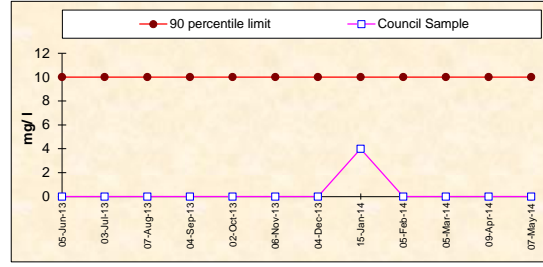
**Shoalhaven Heads Wastewater Treatment Plant - Monitoring Summary**  
 Licensee: Shoalhaven City Council, Shoalhaven Water, PO Box 42, Nowra 2541  
 Environment Protection Licence No. 4128



EPA ID No. 3

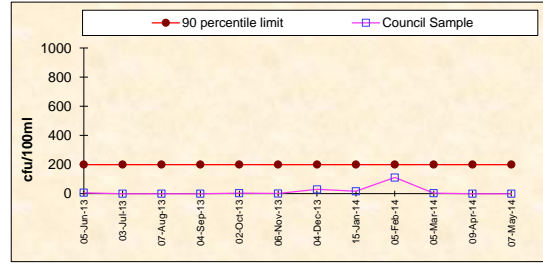
**BOD**

Frequency	Date Sample Obtained	Date Result Obtained	Unit Of Measurement	90 percentile limit	Council Sample
Monthly	05-Jun-13	20-Jun-13	milligrams per litre	10	<2
Monthly	03-Jul-13	12-Jul-13	milligrams per litre	10	<2
Monthly	07-Aug-13	14-Aug-13	milligrams per litre	10	<2
Monthly	04-Sep-13	13-Sep-13	milligrams per litre	10	<2
Monthly	02-Oct-13	11-Oct-13	milligrams per litre	10	<2
Monthly	06-Nov-13	14-Nov-13	milligrams per litre	10	<2
Monthly	04-Dec-13	18-Dec-13	milligrams per litre	10	<2
Monthly	15-Jan-14	28-Jan-14	milligrams per litre	10	4
Monthly	05-Feb-14	19-Feb-14	milligrams per litre	10	<2
Monthly	05-Mar-14	17-Mar-14	milligrams per litre	10	<2
Monthly	09-Apr-14	23-Apr-14	milligrams per litre	10	<2
Monthly	07-May-14	19-May-14	milligrams per litre	10	<2



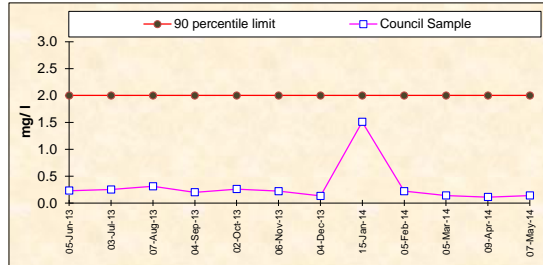
**FAECAL COLIFORMS**

Frequency	Date Sample Obtained	Date Result Obtained	Unit Of Measurement	90 percentile limit	Council Sample
Monthly	05-Jun-13	20-Jun-13	colony forming units per 100 millilitres	200	6
Monthly	03-Jul-13	12-Jul-13	colony forming units per 100 millilitres	200	<1
Monthly	07-Aug-13	14-Aug-13	colony forming units per 100 millilitres	200	<1
Monthly	04-Sep-13	13-Sep-13	colony forming units per 100 millilitres	200	<1
Monthly	02-Oct-13	11-Oct-13	colony forming units per 100 millilitres	200	3
Monthly	06-Nov-13	14-Nov-13	colony forming units per 100 millilitres	200	1
Monthly	04-Dec-13	18-Dec-13	colony forming units per 100 millilitres	200	29
Monthly	15-Jan-14	28-Jan-14	colony forming units per 100 millilitres	200	16
Monthly	05-Feb-14	19-Feb-14	colony forming units per 100 millilitres	200	110
Monthly	05-Mar-14	17-Mar-14	colony forming units per 100 millilitres	200	3
Monthly	09-Apr-14	23-Apr-14	colony forming units per 100 millilitres	200	<1
Monthly	07-May-14	19-May-14	colony forming units per 100 millilitres	200	<1



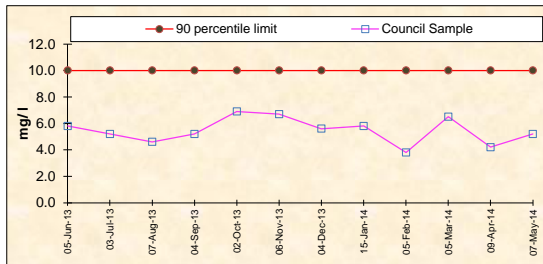
**NITROGEN (Ammonia)**

Frequency	Date Sample Obtained	Date Result Obtained	Unit Of Measurement	90 percentile limit	Council Sample
Monthly	05-Jun-13	20-Jun-13	milligrams per litre	2	0.23
Monthly	03-Jul-13	12-Jul-13	milligrams per litre	2	0.25
Monthly	07-Aug-13	14-Aug-13	milligrams per litre	2	0.31
Monthly	04-Sep-13	13-Sep-13	milligrams per litre	2	0.20
Monthly	02-Oct-13	11-Oct-13	milligrams per litre	2	0.26
Monthly	06-Nov-13	14-Nov-13	milligrams per litre	2	0.22
Monthly	04-Dec-13	18-Dec-13	milligrams per litre	2	0.13
Monthly	15-Jan-14	28-Jan-14	milligrams per litre	2	1.51
Monthly	05-Feb-14	19-Feb-14	milligrams per litre	2	0.22
Monthly	05-Mar-14	17-Mar-14	milligrams per litre	2	0.14
Monthly	09-Apr-14	23-Apr-14	milligrams per litre	2	0.11
Monthly	07-May-14	19-May-14	milligrams per litre	2	0.14



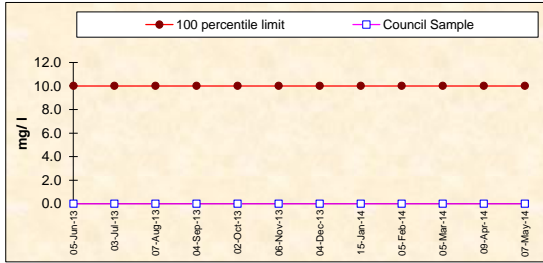
**TOTAL NITROGEN**

Frequency	Date Sample Obtained	Date Result Obtained	Unit Of Measurement	90 percentile limit	Council Sample
Monthly	05-Jun-13	20-Jun-13	milligrams per litre	10	5.8
Monthly	03-Jul-13	12-Jul-13	milligrams per litre	10	5.2
Monthly	07-Aug-13	14-Aug-13	milligrams per litre	10	4.6
Monthly	04-Sep-13	13-Sep-13	milligrams per litre	10	5.2
Monthly	02-Oct-13	11-Oct-13	milligrams per litre	10	6.9
Monthly	06-Nov-13	14-Nov-13	milligrams per litre	10	6.7
Monthly	04-Dec-13	18-Dec-13	milligrams per litre	10	5.6
Monthly	15-Jan-14	28-Jan-14	milligrams per litre	10	5.8
Monthly	05-Feb-14	19-Feb-14	milligrams per litre	10	3.8
Monthly	05-Mar-14	17-Mar-14	milligrams per litre	10	6.5
Monthly	09-Apr-14	23-Apr-14	milligrams per litre	10	4.2
Monthly	07-May-14	19-May-14	milligrams per litre	10	5.2



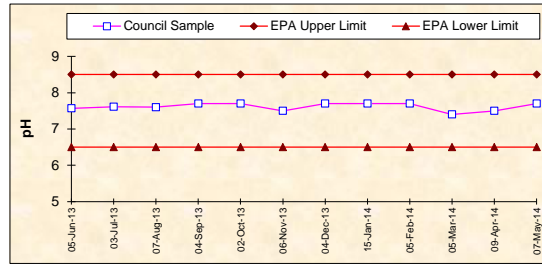
**OIL AND GREASE**

Frequency	Date Sample Obtained	Date Result Obtained	Unit Of Measurement	100 percentile limit	Council Sample
Monthly	05-Jun-13	07-Jun-13	milligrams per litre	10	<1
Monthly	03-Jul-13	12-Jul-13	milligrams per litre	10	<1
Monthly	07-Aug-13	14-Aug-13	milligrams per litre	10	<1
Monthly	04-Sep-13	13-Sep-13	milligrams per litre	10	<1
Monthly	02-Oct-13	11-Oct-13	milligrams per litre	10	<1
Monthly	06-Nov-13	14-Nov-13	milligrams per litre	10	<1
Monthly	04-Dec-13	18-Dec-13	milligrams per litre	10	<1
Monthly	15-Jan-14	28-Jan-14	milligrams per litre	10	<1
Monthly	05-Feb-14	19-Feb-14	milligrams per litre	10	<1
Monthly	05-Mar-14	17-Mar-14	milligrams per litre	10	<1
Monthly	09-Apr-14	23-Apr-14	milligrams per litre	10	<1
Monthly	07-May-14	19-May-14	milligrams per litre	10	<1



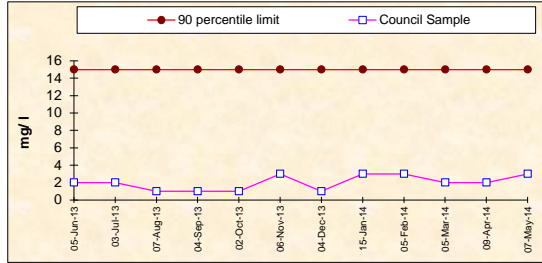
**pH**

Frequency	Date Sample Obtained	Date Result Obtained	Unit Of Measurement	100 percentile limit	Council Sample
Monthly	05-Jun-13	20-Jun-13	pH	6.5-8.5	7.6
Monthly	03-Jul-13	12-Jul-13	pH	6.5-8.5	7.6
Monthly	07-Aug-13	14-Aug-13	pH	6.5-8.5	7.6
Monthly	04-Sep-13	13-Sep-13	pH	6.5-8.5	7.7
Monthly	02-Oct-13	11-Oct-13	pH	6.5-8.5	7.7
Monthly	06-Nov-13	14-Nov-13	pH	6.5-8.5	7.5
Monthly	04-Dec-13	18-Dec-13	pH	6.5-8.5	7.7
Monthly	15-Jan-14	28-Jan-14	pH	6.5-8.5	7.7
Monthly	05-Feb-14	19-Feb-14	pH	6.5-8.5	7.7
Monthly	05-Mar-14	17-Mar-14	pH	6.5-8.5	7.4
Monthly	09-Apr-14	23-Apr-14	pH	6.5-8.5	7.5
Monthly	07-May-14	19-May-14	pH	6.5-8.5	7.7



**TOTAL SUSPENDED SOLIDS**

Frequency	Date Sample Obtained	Date Result Obtained	Unit Of Measurement	90 percentile limit	Council Sample
Monthly	05-Jun-13	20-Jun-13	milligrams per litre	15	2
Monthly	03-Jul-13	12-Jul-13	milligrams per litre	15	2
Monthly	07-Aug-13	14-Aug-13	milligrams per litre	15	1
Monthly	04-Sep-13	13-Sep-13	milligrams per litre	15	1
Monthly	02-Oct-13	11-Oct-13	milligrams per litre	15	1
Monthly	06-Nov-13	14-Nov-13	milligrams per litre	15	3
Monthly	04-Dec-13	18-Dec-13	milligrams per litre	15	1
Monthly	15-Jan-14	28-Jan-14	milligrams per litre	15	3
Monthly	05-Feb-14	19-Feb-14	milligrams per litre	15	3
Monthly	05-Mar-14	17-Mar-14	milligrams per litre	15	2
Monthly	09-Apr-14	23-Apr-14	milligrams per litre	15	2
Monthly	07-May-14	19-May-14	milligrams per litre	15	3



**TOTAL PHOSPHORUS**

Frequency	Date Sample Obtained	Date Result Obtained	Unit Of Measurement	EPA Limit	Council Sample
Monthly	05-Jun-13	20-Jun-13	milligrams per litre	MONITORING	4.9
Monthly	03-Jul-13	12-Jul-13	milligrams per litre		2.6
Monthly	07-Aug-13	14-Aug-13	milligrams per litre		1.8
Monthly	04-Sep-13	13-Sep-13	milligrams per litre		3.5
Monthly	02-Oct-13	11-Oct-13	milligrams per litre		4.0
Monthly	06-Nov-13	14-Nov-13	milligrams per litre		1.9
Monthly	04-Dec-13	18-Dec-13	milligrams per litre	CONDITION	4.7
Monthly	15-Jan-14	28-Jan-14	milligrams per litre		1.5
Monthly	05-Feb-14	19-Feb-14	milligrams per litre		4.8
Monthly	05-Mar-14	17-Mar-14	milligrams per litre		8.1
Monthly	09-Apr-14	23-Apr-14	milligrams per litre		3.8
Monthly	07-May-14	19-May-14	milligrams per litre		9.4

