

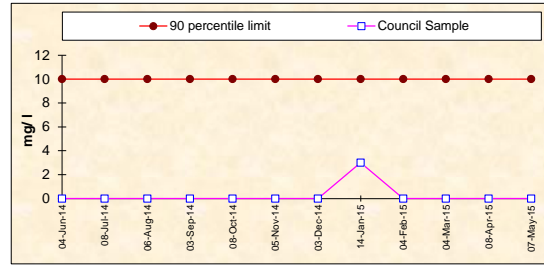
# Shoalhaven Heads Wastewater Treatment Plant - Monitoring Summary

Licensee: Shoalhaven City Council, Shoalhaven Water, PO Box 42, Nowra 2541  
 Environment Protection Licence No. 4128  
 EPA ID No. 3



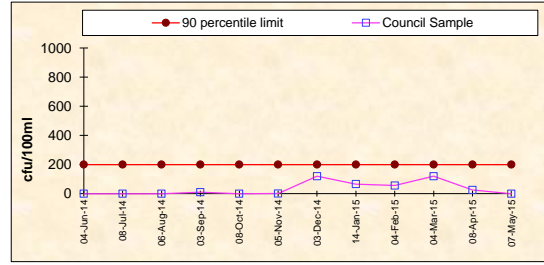
## BOD

Frequency	Date Sample Obtained	Date Result Obtained	Unit Of Measurement	90 percentile limit	Council Sample
Monthly	04-Jun-14	18-Jun-14	milligrams per litre	10	<2
Monthly	08-Jul-14	22-Jul-14	milligrams per litre	10	<2
Monthly	06-Aug-14	14-Aug-14	milligrams per litre	10	<2
Monthly	03-Sep-14	12-Sep-14	milligrams per litre	10	<2
Monthly	08-Oct-14	20-Oct-14	milligrams per litre	10	<2
Monthly	05-Nov-14	17-Nov-14	milligrams per litre	10	<2
Monthly	03-Dec-14	17-Dec-14	milligrams per litre	10	<2
Monthly	14-Jan-15	27-Jan-15	milligrams per litre	10	3
Monthly	04-Feb-15	17-Feb-15	milligrams per litre	10	<2
Monthly	04-Mar-15	17-Mar-15	milligrams per litre	10	<2
Monthly	08-Apr-15	20-Apr-15	milligrams per litre	10	<2
Monthly	07-May-15	20-May-15	milligrams per litre	10	<2



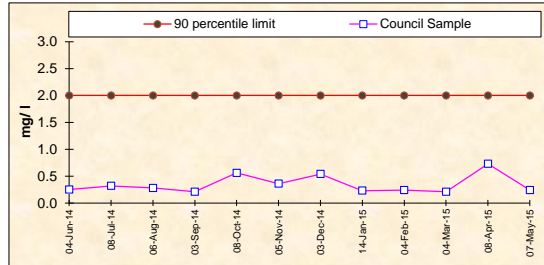
## FAECAL COLIFORMS

Frequency	Date Sample Obtained	Date Result Obtained	Unit Of Measurement	90 percentile limit	Council Sample
Monthly	04-Jun-14	18-Jun-14	colony forming units per 100 millilitres	200	<1
Monthly	08-Jul-14	22-Jul-14	colony forming units per 100 millilitres	200	<1
Monthly	06-Aug-14	14-Aug-14	colony forming units per 100 millilitres	200	<1
Monthly	03-Sep-14	12-Sep-14	colony forming units per 100 millilitres	200	10
Monthly	08-Oct-14	20-Oct-14	colony forming units per 100 millilitres	200	<1
Monthly	05-Nov-14	17-Nov-14	colony forming units per 100 millilitres	200	1
Monthly	03-Dec-14	17-Dec-14	colony forming units per 100 millilitres	200	120
Monthly	14-Jan-15	27-Jan-15	colony forming units per 100 millilitres	200	66
Monthly	04-Feb-15	17-Feb-15	colony forming units per 100 millilitres	200	56
Monthly	04-Mar-15	17-Mar-15	colony forming units per 100 millilitres	200	120
Monthly	08-Apr-15	20-Apr-15	colony forming units per 100 millilitres	200	25
Monthly	07-May-15	20-May-15	colony forming units per 100 millilitres	200	<1



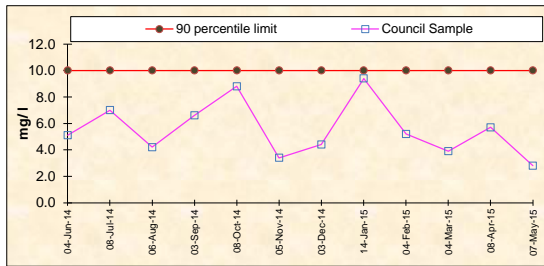
## NITROGEN (Ammonia)

Frequency	Date Sample Obtained	Date Result Obtained	Unit Of Measurement	90 percentile limit	Council Sample
Monthly	04-Jun-14	18-Jun-14	milligrams per litre	2	0.25
Monthly	08-Jul-14	22-Jul-14	milligrams per litre	2	0.32
Monthly	06-Aug-14	14-Aug-14	milligrams per litre	2	0.28
Monthly	03-Sep-14	12-Sep-14	milligrams per litre	2	0.21
Monthly	08-Oct-14	20-Oct-14	milligrams per litre	2	0.56
Monthly	05-Nov-14	17-Nov-14	milligrams per litre	2	0.36
Monthly	03-Dec-14	17-Dec-14	milligrams per litre	2	0.54
Monthly	14-Jan-15	27-Jan-15	milligrams per litre	2	0.23
Monthly	04-Feb-15	17-Feb-15	milligrams per litre	2	0.24
Monthly	04-Mar-15	17-Mar-15	milligrams per litre	2	0.21
Monthly	08-Apr-15	20-Apr-15	milligrams per litre	2	0.73
Monthly	07-May-15	20-May-15	milligrams per litre	2	0.24



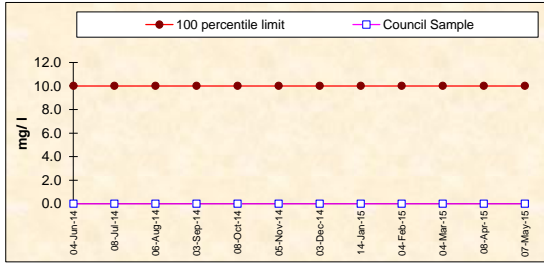
## TOTAL NITROGEN

Frequency	Date Sample Obtained	Date Result Obtained	Unit Of Measurement	90 percentile limit	Council Sample
Monthly	04-Jun-14	18-Jun-14	milligrams per litre	10	5.1
Monthly	08-Jul-14	22-Jul-14	milligrams per litre	10	7.0
Monthly	06-Aug-14	14-Aug-14	milligrams per litre	10	4.2
Monthly	03-Sep-14	12-Sep-14	milligrams per litre	10	6.6
Monthly	08-Oct-14	20-Oct-14	milligrams per litre	10	8.8
Monthly	05-Nov-14	17-Nov-14	milligrams per litre	10	3.4
Monthly	03-Dec-14	17-Dec-14	milligrams per litre	10	4.4
Monthly	14-Jan-15	27-Jan-15	milligrams per litre	10	9.4
Monthly	04-Feb-15	17-Feb-15	milligrams per litre	10	5.2
Monthly	04-Mar-15	17-Mar-15	milligrams per litre	10	3.9
Monthly	08-Apr-15	20-Apr-15	milligrams per litre	10	5.7
Monthly	07-May-15	20-May-15	milligrams per litre	10	2.8



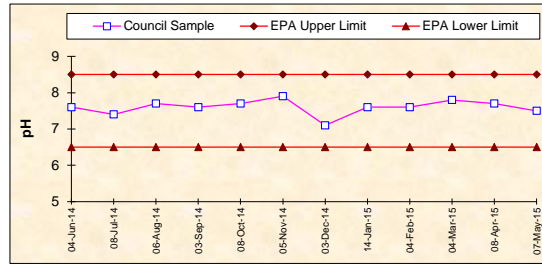
## OIL AND GREASE

Frequency	Date Sample Obtained	Date Result Obtained	Unit Of Measurement	100 percentile limit	Council Sample
Monthly	04-Jun-14	18-Jun-14	milligrams per litre	10	<1
Monthly	08-Jul-14	22-Jul-14	milligrams per litre	10	<1
Monthly	06-Aug-14	14-Aug-14	milligrams per litre	10	<1
Monthly	03-Sep-14	12-Sep-14	milligrams per litre	10	<1
Monthly	08-Oct-14	20-Oct-14	milligrams per litre	10	<1
Monthly	05-Nov-14	17-Nov-14	milligrams per litre	10	<1
Monthly	03-Dec-14	17-Dec-14	milligrams per litre	10	<1
Monthly	14-Jan-15	27-Jan-15	milligrams per litre	10	<1
Monthly	04-Feb-15	17-Feb-15	milligrams per litre	10	<1
Monthly	04-Mar-15	17-Mar-15	milligrams per litre	10	<1
Monthly	08-Apr-15	20-Apr-15	milligrams per litre	10	<1
Monthly	07-May-15	20-May-15	milligrams per litre	10	<1



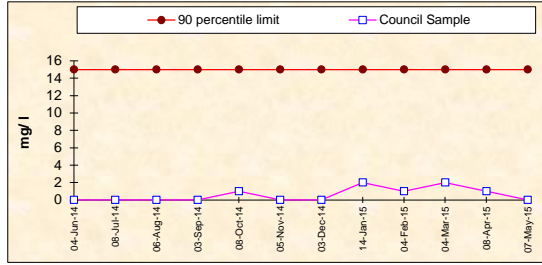
**pH**

Frequency	Date Sample Obtained	Date Result Obtained	Unit Of Measurement	100 percentile limit	Council Sample
Monthly	04-Jun-14	18-Jun-14	pH	6.5-8.5	7.6
Monthly	08-Jul-14	22-Jul-14	pH	6.5-8.5	7.4
Monthly	06-Aug-14	14-Aug-14	pH	6.5-8.5	7.7
Monthly	03-Sep-14	12-Sep-14	pH	6.5-8.5	7.6
Monthly	08-Oct-14	20-Oct-14	pH	6.5-8.5	7.7
Monthly	05-Nov-14	17-Nov-14	pH	6.5-8.5	7.9
Monthly	03-Dec-14	17-Dec-14	pH	6.5-8.5	7.1
Monthly	14-Jan-15	27-Jan-15	pH	6.5-8.5	7.6
Monthly	04-Feb-15	17-Feb-15	pH	6.5-8.5	7.6
Monthly	04-Mar-15	17-Mar-15	pH	6.5-8.5	7.8
Monthly	08-Apr-15	20-Apr-15	pH	6.5-8.5	7.7
Monthly	07-May-15	20-May-15	pH	6.5-8.5	7.5



**TOTAL SUSPENDED SOLIDS**

Frequency	Date Sample Obtained	Date Result Obtained	Unit Of Measurement	90 percentile limit	Council Sample
Monthly	04-Jun-14	18-Jun-14	milligrams per litre	15	<1
Monthly	08-Jul-14	22-Jul-14	milligrams per litre	15	<1
Monthly	06-Aug-14	14-Aug-14	milligrams per litre	15	<1
Monthly	03-Sep-14	12-Sep-14	milligrams per litre	15	<1
Monthly	08-Oct-14	20-Oct-14	milligrams per litre	15	1
Monthly	05-Nov-14	17-Nov-14	milligrams per litre	15	<1
Monthly	03-Dec-14	17-Dec-14	milligrams per litre	15	<1
Monthly	14-Jan-15	27-Jan-15	milligrams per litre	15	2
Monthly	04-Feb-15	17-Feb-15	milligrams per litre	15	1
Monthly	04-Mar-15	17-Mar-15	milligrams per litre	15	2
Monthly	08-Apr-15	20-Apr-15	milligrams per litre	15	1
Monthly	07-May-15	20-May-15	milligrams per litre	15	<1



**TOTAL PHOSPHORUS**

Frequency	Date Sample Obtained	Date Result Obtained	Unit Of Measurement	EPA Limit	Council Sample
Monthly	04-Jun-14	18-Jun-14	milligrams per litre	MONITORING	4.6
Monthly	08-Jul-14	22-Jul-14	milligrams per litre		6.0
Monthly	06-Aug-14	14-Aug-14	milligrams per litre		5.8
Monthly	03-Sep-14	12-Sep-14	milligrams per litre		8.3
Monthly	08-Oct-14	20-Oct-14	milligrams per litre		5.2
Monthly	05-Nov-14	17-Nov-14	milligrams per litre		4.0
Monthly	03-Dec-14	17-Dec-14	milligrams per litre	CONDITION	4.2
Monthly	14-Jan-15	27-Jan-15	milligrams per litre		10.5
Monthly	04-Feb-15	17-Feb-15	milligrams per litre		5.2
Monthly	04-Mar-15	17-Mar-15	milligrams per litre		4.6
Monthly	08-Apr-15	20-Apr-15	milligrams per litre		3.5
Monthly	07-May-15	20-May-15	milligrams per litre		1.8

