

Shoalhaven Heads Wastewater Treatment Plant - Monitoring Summary

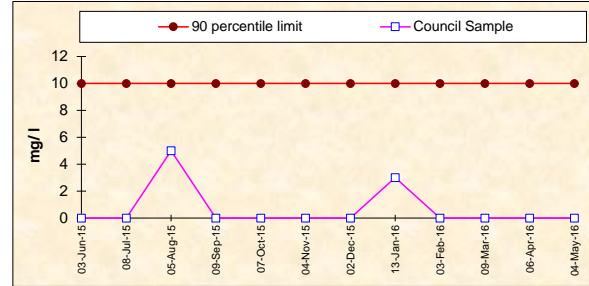
Licensee: Shoalhaven City Council, Shoalhaven Water, PO Box 42 Nowra 2541

Environment Protection License No. 4128

EPA ID No. 3

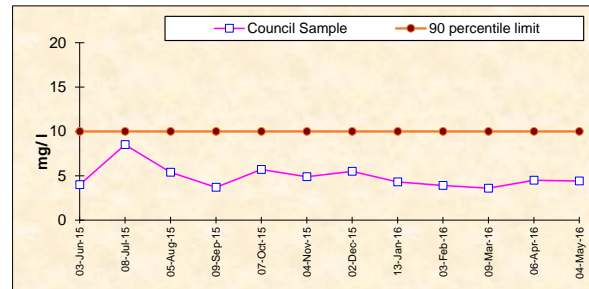
BOD

Frequency	Date Sample Obtained	Date Result Obtained	Unit Of Measurement	90 percentile limit	Council Sample
Monthly	03-Jun-15	18-Jun-15	milligrams per litre	10	<2
Monthly	08-Jul-15	22-Jul-15	milligrams per litre	10	<2
Monthly	05-Aug-15	19-Aug-15	milligrams per litre	10	5
Monthly	09-Sep-15	22-Sep-15	milligrams per litre	10	<2
Monthly	07-Oct-15	22-Oct-15	milligrams per litre	10	<2
Monthly	04-Nov-15	18-Nov-15	milligrams per litre	10	<2
Monthly	02-Dec-15	14-Dec-15	milligrams per litre	10	<2
Monthly	13-Jan-16	27-Jan-16	milligrams per litre	10	3
Monthly	03-Feb-16	17-Feb-16	milligrams per litre	10	<2
Monthly	09-Mar-16	23-Mar-16	milligrams per litre	10	<2
Monthly	06-Apr-16	20-Apr-16	milligrams per litre	10	<2
Monthly	04-May-16	18-May-16	milligrams per litre	10	<2



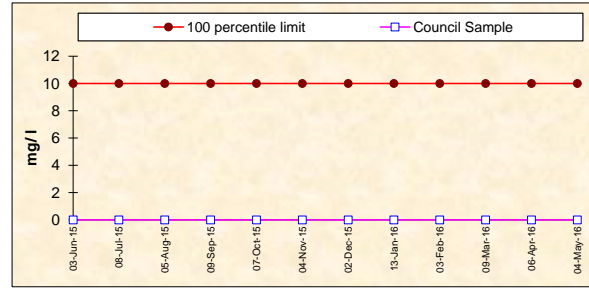
TOTAL NITROGEN

Frequency	Date Sample Obtained	Date Result Obtained	Unit Of Measurement	90 percentile limit	Council Sample
Monthly	03-Jun-15	18-Jun-15	milligrams per litre	10	4.0
Monthly	08-Jul-15	22-Jul-15	milligrams per litre	10	8.5
Monthly	05-Aug-15	19-Aug-15	milligrams per litre	10	5.4
Monthly	09-Sep-15	22-Sep-15	milligrams per litre	10	3.7
Monthly	07-Oct-15	22-Oct-15	milligrams per litre	10	5.7
Monthly	04-Nov-15	18-Nov-15	milligrams per litre	10	4.9
Monthly	02-Dec-15	14-Dec-15	milligrams per litre	10	5.5
Monthly	13-Jan-16	27-Jan-16	milligrams per litre	10	4.3
Monthly	03-Feb-16	17-Feb-16	milligrams per litre	10	3.9
Monthly	09-Mar-16	23-Mar-16	milligrams per litre	10	3.6
Monthly	06-Apr-16	20-Apr-16	milligrams per litre	10	4.5
Monthly	04-May-16	18-May-16	milligrams per litre	10	4.4



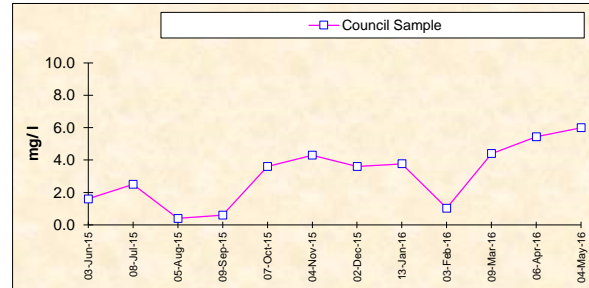
OIL AND GREASE

Frequency	Date Sample Obtained	Date Result Obtained	Unit Of Measurement	100 percentile limit	Council Sample
Monthly	03-Jun-15	18-Jun-15	milligrams per litre	10	<1
Monthly	08-Jul-15	22-Jul-15	milligrams per litre	10	<1
Monthly	05-Aug-15	19-Aug-15	milligrams per litre	10	<1
Monthly	09-Sep-15	22-Sep-15	milligrams per litre	10	<1
Monthly	07-Oct-15	22-Oct-15	milligrams per litre	10	<1
Monthly	04-Nov-15	18-Nov-15	milligrams per litre	10	<1
Monthly	02-Dec-15	14-Dec-15	milligrams per litre	10	<1
Monthly	13-Jan-16	27-Jan-16	milligrams per litre	10	<1
Monthly	03-Feb-16	17-Feb-16	milligrams per litre	10	<1
Monthly	09-Mar-16	23-Mar-16	milligrams per litre	10	<1
Monthly	06-Apr-16	20-Apr-16	milligrams per litre	10	<1
Monthly	04-May-16	18-May-16	milligrams per litre	10	<1



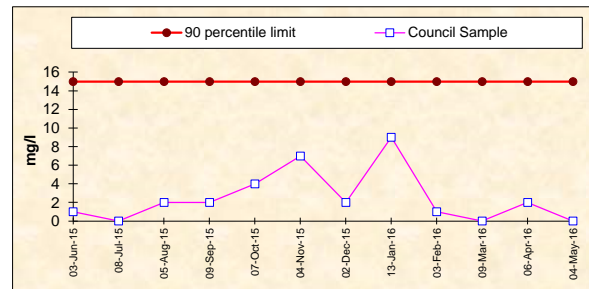
TOTAL PHOSPHORUS

Frequency	Date Sample Obtained	Date Result Obtained	Unit Of Measurement	EPA Limit	Council Sample
Monthly	03-Jun-15	18-Jun-15	milligrams per litre	MONITORING	1.60
Monthly	08-Jul-15	22-Jul-15	milligrams per litre		2.50
Monthly	05-Aug-15	19-Aug-15	milligrams per litre		0.40
Monthly	09-Sep-15	22-Sep-15	milligrams per litre		0.60
Monthly	07-Oct-15	22-Oct-15	milligrams per litre		3.60
Monthly	04-Nov-15	18-Nov-15	milligrams per litre	CONDITION	4.30
Monthly	02-Dec-15	14-Dec-15	milligrams per litre		3.60
Monthly	13-Jan-16	27-Jan-16	milligrams per litre		3.77
Monthly	03-Feb-16	17-Feb-16	milligrams per litre		1.03
Monthly	09-Mar-16	23-Mar-16	milligrams per litre		4.40
Monthly	06-Apr-16	20-Apr-16	milligrams per litre		5.44
Monthly	04-May-16	18-May-16	milligrams per litre		6.00



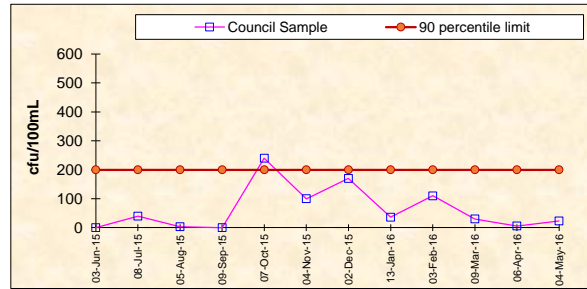
TOTAL SUSPENDED SOLIDS

Frequency	Date Sample Obtained	Date Result Obtained	Unit Of Measurement	90 percentile limit	Council Sample
Monthly	03-Jun-15	18-Jun-15	milligrams per litre	15	1
Monthly	08-Jul-15	22-Jul-15	milligrams per litre	15	<1
Monthly	05-Aug-15	19-Aug-15	milligrams per litre	15	2
Monthly	09-Sep-15	22-Sep-15	milligrams per litre	15	2
Monthly	07-Oct-15	22-Oct-15	milligrams per litre	15	4
Monthly	04-Nov-15	18-Nov-15	milligrams per litre	15	7
Monthly	02-Dec-15	14-Dec-15	milligrams per litre	15	2
Monthly	13-Jan-16	27-Jan-16	milligrams per litre	15	9
Monthly	03-Feb-16	17-Feb-16	milligrams per litre	15	1
Monthly	09-Mar-16	23-Mar-16	milligrams per litre	15	<1
Monthly	06-Apr-16	20-Apr-16	milligrams per litre	15	2
Monthly	04-May-16	18-May-16	milligrams per litre	15	<1



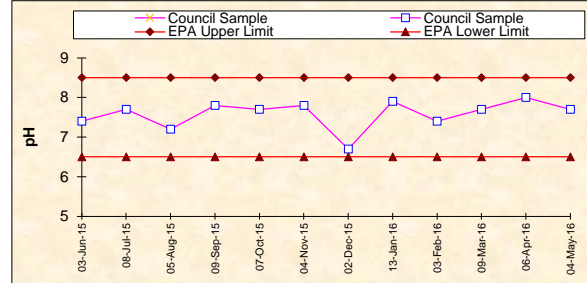
FAECAL COLIFORMS

Frequency	Date Sample Obtained	Date Result Obtained	Unit Of Measurement	90 percentile limit	Council Sample
Monthly	03-Jun-15	18-Jun-15	colony forming units per 100 millilitres	200	<1
Monthly	08-Jul-15	22-Jul-15	colony forming units per 100 millilitres	200	40
Monthly	05-Aug-15	19-Aug-15	colony forming units per 100 millilitres	200	3
Monthly	09-Sep-15	22-Sep-15	colony forming units per 100 millilitres	200	<1
Monthly	07-Oct-15	22-Oct-15	colony forming units per 100 millilitres	200	240
Monthly	04-Nov-15	18-Nov-15	colony forming units per 100 millilitres	200	100
Monthly	02-Dec-15	14-Dec-15	colony forming units per 100 millilitres	200	170
Monthly	13-Jan-16	27-Jan-16	colony forming units per 100 millilitres	200	36
Monthly	03-Feb-16	17-Feb-16	colony forming units per 100 millilitres	200	110
Monthly	09-Mar-16	23-Mar-16	colony forming units per 100 millilitres	200	30
Monthly	06-Apr-16	20-Apr-16	colony forming units per 100 millilitres	200	6
Monthly	04-May-16	18-May-16	colony forming units per 100 millilitres	200	23



pH

Frequency	Date Sample Obtained	Date Result Obtained	Unit Of Measurement	100 percentile limit	Council Sample
Monthly	03-Jun-15	18-Jun-15	pH	6.5-8.5	7.4
Monthly	08-Jul-15	22-Jul-15	pH	6.5-8.5	7.7
Monthly	05-Aug-15	19-Aug-15	pH	6.5-8.5	7.2
Monthly	09-Sep-15	22-Sep-15	pH	6.5-8.5	7.8
Monthly	07-Oct-15	22-Oct-15	pH	6.5-8.5	7.7
Monthly	04-Nov-15	18-Nov-15	pH	6.5-8.5	7.8
Monthly	02-Dec-15	14-Dec-15	pH	6.5-8.5	6.7
Monthly	13-Jan-16	27-Jan-16	pH	6.5-8.5	7.9
Monthly	03-Feb-16	17-Feb-16	pH	6.5-8.5	7.4
Monthly	09-Mar-16	23-Mar-16	pH	6.5-8.5	7.7
Monthly	06-Apr-16	20-Apr-16	pH	6.5-8.5	8.0
Monthly	04-May-16	18-May-16	pH	6.5-8.5	7.7



AMMONIA NITROGEN

Frequency	Date Sample Obtained	Date Result Obtained	Unit Of Measurement	90 percentile limit	Council Sample
Monthly	03-Jun-15	18-Jun-15	milligrams per litre	2	0.40
Monthly	08-Jul-15	22-Jul-15	milligrams per litre	2	1.22
Monthly	05-Aug-15	19-Aug-15	milligrams per litre	2	0.43
Monthly	09-Sep-15	22-Sep-15	milligrams per litre	2	0.41
Monthly	07-Oct-15	22-Oct-15	milligrams per litre	2	0.92
Monthly	04-Nov-15	18-Nov-15	milligrams per litre	2	0.15
Monthly	02-Dec-15	14-Dec-15	milligrams per litre	2	0.28
Monthly	13-Jan-16	27-Jan-16	milligrams per litre	2	0.39
Monthly	03-Feb-16	17-Feb-16	milligrams per litre	2	0.31
Monthly	09-Mar-16	23-Mar-16	milligrams per litre	2	0.20
Monthly	06-Apr-16	20-Apr-16	milligrams per litre	2	0.17
Monthly	04-May-16	18-May-16	milligrams per litre	2	0.17

