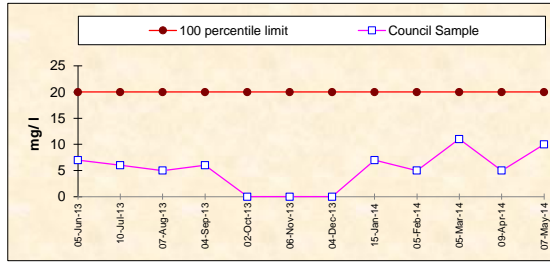


Bomaderry Wastewater Treatment Plant - Monitoring Summary
 Licensee: Shoalhaven City Council, Shoalhaven Water, PO Box 42, Nowra 2541
 Environment Protection Licence No. 1735 EPA ID No. 1



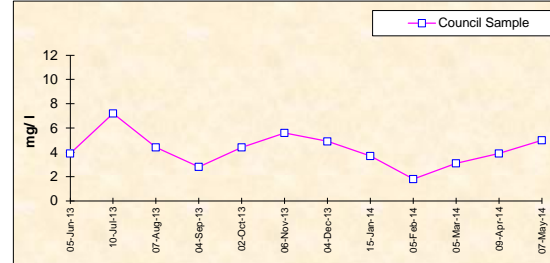
BOD

Frequency	Date Sample Obtained	Date Result Obtained	Unit Of Measurement	100 percentile limit	Council Sample
Monthly	05-Jun-13	20-Jun-13	milligrams per litre	20	7
Monthly	10-Jul-13	17-Jul-13	milligrams per litre	20	6
Monthly	07-Aug-13	14-Aug-13	milligrams per litre	20	5
Monthly	04-Sep-13	13-Sep-13	milligrams per litre	20	6
Monthly	02-Oct-13	11-Oct-13	milligrams per litre	20	<2
Monthly	06-Nov-13	14-Nov-13	milligrams per litre	20	<2
Monthly	04-Dec-13	18-Dec-13	milligrams per litre	20	<2
Monthly	15-Jan-14	28-Jan-14	milligrams per litre	20	7
Monthly	05-Feb-14	19-Feb-14	milligrams per litre	20	5
Monthly	05-Mar-14	17-Mar-14	milligrams per litre	20	11
Monthly	09-Apr-14	23-Apr-14	milligrams per litre	20	5
Monthly	07-May-14	19-May-14	milligrams per litre	20	10



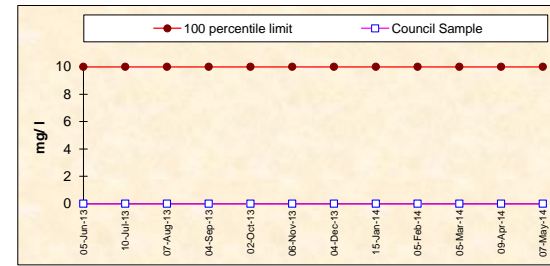
NITROGEN (Total)

Frequency	Date Sample Obtained	Date Result Obtained	Unit Of Measurement	EPA limit	Council Sample
Monthly	05-Jun-13	20-Jun-13	milligrams per litre	MONITORING	3.9
Monthly	10-Jul-13	17-Jul-13	milligrams per litre		7.2
Monthly	07-Aug-13	14-Aug-13	milligrams per litre		4.4
Monthly	04-Sep-13	13-Sep-13	milligrams per litre		2.8
Monthly	02-Oct-13	11-Oct-13	milligrams per litre		4.4
Monthly	06-Nov-13	14-Nov-13	milligrams per litre		5.6
Monthly	04-Dec-13	18-Dec-13	milligrams per litre	CONDITION	4.9
Monthly	15-Jan-14	28-Jan-14	milligrams per litre		3.7
Monthly	05-Feb-14	19-Feb-14	milligrams per litre		1.8
Monthly	05-Mar-14	17-Mar-14	milligrams per litre		3.1
Monthly	09-Apr-14	23-Apr-14	milligrams per litre		3.9
Monthly	07-May-14	19-May-14	milligrams per litre		5.0



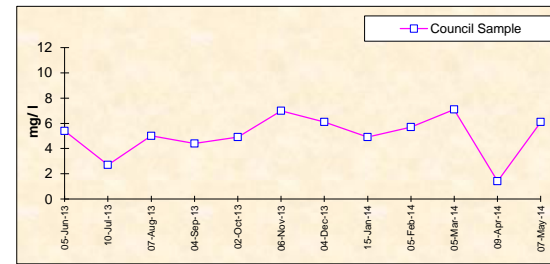
OIL AND GREASE

Frequency	Date Sample Obtained	Date Result Obtained	Unit Of Measurement	100 percentile limit	Council Sample
Monthly	05-Jun-13	07-Jun-13	milligrams per litre	10	<1
Monthly	10-Jul-13	17-Jul-13	milligrams per litre	10	<1
Monthly	07-Aug-13	14-Aug-13	milligrams per litre	10	<1
Monthly	04-Sep-13	13-Sep-13	milligrams per litre	10	<1
Monthly	02-Oct-13	11-Oct-13	milligrams per litre	10	<1
Monthly	06-Nov-13	14-Nov-13	milligrams per litre	10	<1
Monthly	04-Dec-13	18-Dec-13	milligrams per litre	10	<1
Monthly	15-Jan-14	28-Jan-14	milligrams per litre	10	<1
Monthly	05-Feb-14	19-Feb-14	milligrams per litre	10	<1
Monthly	05-Mar-14	17-Mar-14	milligrams per litre	10	<1
Monthly	09-Apr-14	23-Apr-14	milligrams per litre	10	<1
Monthly	07-May-14	19-May-14	milligrams per litre	10	<1



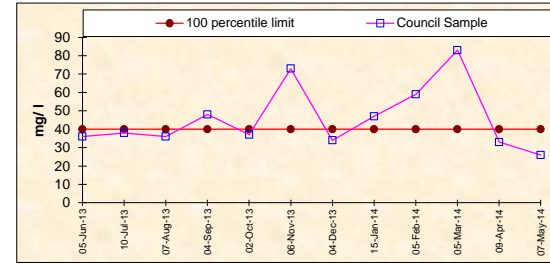
PHOSPHORUS (Total)

Frequency	Date Sample Obtained	Date Result Obtained	Unit Of Measurement	EPA limit	Council Sample
Monthly	05-Jun-13	20-Jun-13	milligrams per litre	MONITORING	5.4
Monthly	10-Jul-13	17-Jul-13	milligrams per litre		2.7
Monthly	07-Aug-13	14-Aug-13	milligrams per litre		5.0
Monthly	04-Sep-13	13-Sep-13	milligrams per litre		4.4
Monthly	02-Oct-13	11-Oct-13	milligrams per litre		4.9
Monthly	06-Nov-13	14-Nov-13	milligrams per litre		7.0
Monthly	04-Dec-13	18-Dec-13	milligrams per litre	CONDITION	6.1
Monthly	15-Jan-14	28-Jan-14	milligrams per litre		4.9
Monthly	05-Feb-14	19-Feb-14	milligrams per litre		5.7
Monthly	05-Mar-14	17-Mar-14	milligrams per litre		7.1
Monthly	09-Apr-14	23-Apr-14	milligrams per litre		1.4
Monthly	07-May-14	19-May-14	milligrams per litre		6.1



TOTAL SUSPENDED SOLIDS

Frequency	Date Sample Obtained	Date Result Obtained	Unit Of Measurement	100 percentile limit	Council Sample
Monthly	05-Jun-13	20-Jun-13	milligrams per litre	40	36
Monthly	10-Jul-13	17-Jul-13	milligrams per litre	40	38
Monthly	07-Aug-13	14-Aug-13	milligrams per litre	40	36
Monthly	04-Sep-13	13-Sep-13	milligrams per litre	40	48
Monthly	02-Oct-13	11-Oct-13	milligrams per litre	40	37
Monthly	06-Nov-13	14-Nov-13	milligrams per litre	40	73
Monthly	04-Dec-13	18-Dec-13	milligrams per litre	40	34
Monthly	15-Jan-14	28-Jan-14	milligrams per litre	40	47
Monthly	05-Feb-14	19-Feb-14	milligrams per litre	40	59
Monthly	05-Mar-14	17-Mar-14	milligrams per litre	40	83
Monthly	09-Apr-14	23-Apr-14	milligrams per litre	40	33
Monthly	07-May-14	19-May-14	milligrams per litre	40	26



CHLOROPHYLL-A

Frequency	Date Sample Obtained	Date Result Obtained	Unit Of Measurement	EPA limit	Council Sample
Special Frequency 1	05-Jun-13	20-Jun-13	micrograms per litre	MONITORING	22
Special Frequency 1	10-Jul-13	17-Jul-13	micrograms per litre		24
Special Frequency 1	07-Aug-13	14-Aug-13	micrograms per litre		64
Special Frequency 1	04-Sep-13	13-Sep-13	micrograms per litre		49
Special Frequency 1	02-Oct-13	11-Oct-13	micrograms per litre		17
Special Frequency 1	06-Nov-13	14-Nov-13	micrograms per litre		110
Special Frequency 1	04-Dec-13	18-Dec-13	micrograms per litre	CONDITION	39
Special Frequency 1	15-Jan-14	28-Jan-14	micrograms per litre		23
Special Frequency 1	05-Feb-14	19-Feb-14	micrograms per litre		22
Special Frequency 1	05-Mar-14	17-Mar-14	micrograms per litre		10
Special Frequency 1	09-Apr-14	23-Apr-14	micrograms per litre		17
Special Frequency 1	07-May-14	19-May-14	micrograms per litre		57

