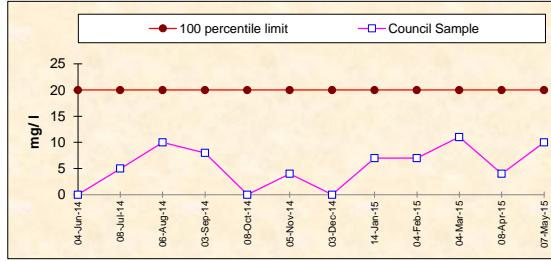


Bomaderry Wastewater Treatment Plant - Monitoring Summary
 Licensee: Shoalhaven City Council, Shoalhaven Water, PO Box 42, Nowra 2541
 Environment Protection Licence No. 1735 EPA ID No. 1



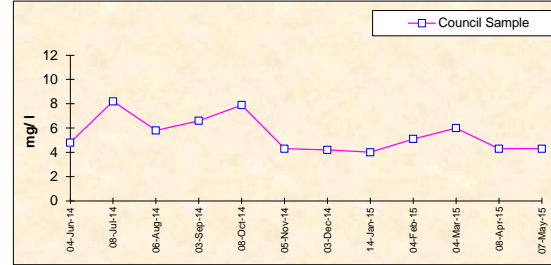
BOD

Frequency	Date Sample Obtained	Date Result Obtained	Unit Of Measurement	100 percentile limit	Council Sample
Monthly	04-Jun-14	18-Jun-14	milligrams per litre	20	<2
Monthly	08-Jul-14	22-Jul-14	milligrams per litre	20	5
Monthly	06-Aug-14	14-Aug-14	milligrams per litre	20	10
Monthly	03-Sep-14	12-Sep-14	milligrams per litre	20	8
Monthly	08-Oct-14	20-Oct-14	milligrams per litre	20	<2
Monthly	05-Nov-14	17-Nov-14	milligrams per litre	20	4
Monthly	03-Dec-14	17-Dec-14	milligrams per litre	20	<2
Monthly	14-Jan-15	27-Jan-15	milligrams per litre	20	7
Monthly	04-Feb-15	17-Feb-15	milligrams per litre	20	7
Monthly	04-Mar-15	17-Mar-15	milligrams per litre	20	11
Monthly	08-Apr-15	20-Apr-15	milligrams per litre	20	4
Monthly	07-May-15	20-May-15	milligrams per litre	20	10



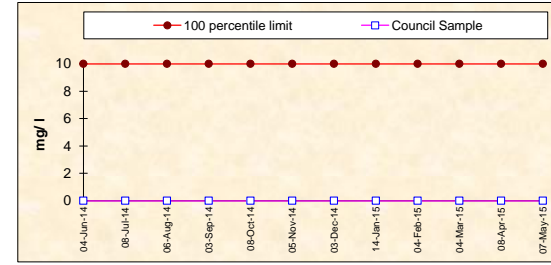
NITROGEN (Total)

Frequency	Date Sample Obtained	Date Result Obtained	Unit Of Measurement	EPA limit	Council Sample
Monthly	04-Jun-14	18-Jun-14	milligrams per litre	MONITORING	4.8
Monthly	08-Jul-14	22-Jul-14	milligrams per litre		8.2
Monthly	06-Aug-14	14-Aug-14	milligrams per litre		5.8
Monthly	03-Sep-14	12-Sep-14	milligrams per litre		6.6
Monthly	08-Oct-14	20-Oct-14	milligrams per litre		7.9
Monthly	05-Nov-14	17-Nov-14	milligrams per litre		4.3
Monthly	03-Dec-14	17-Dec-14	milligrams per litre	CONDITION	4.2
Monthly	14-Jan-15	27-Jan-15	milligrams per litre		4.0
Monthly	04-Feb-15	17-Feb-15	milligrams per litre		5.1
Monthly	04-Mar-15	17-Mar-15	milligrams per litre		6.0
Monthly	08-Apr-15	20-Apr-15	milligrams per litre		4.3
Monthly	07-May-15	20-May-15	milligrams per litre		4.3



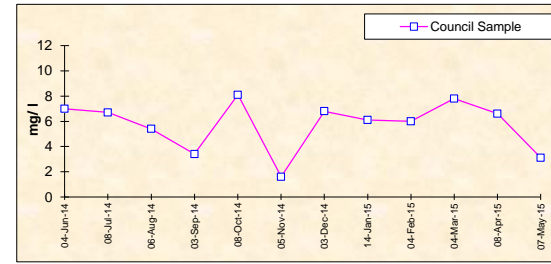
OIL AND GREASE

Frequency	Date Sample Obtained	Date Result Obtained	Unit Of Measurement	100 percentile limit	Council Sample
Monthly	04-Jun-14	18-Jun-14	milligrams per litre	10	<1
Monthly	08-Jul-14	22-Jul-14	milligrams per litre	10	<1
Monthly	06-Aug-14	14-Aug-14	milligrams per litre	10	<1
Monthly	03-Sep-14	12-Sep-14	milligrams per litre	10	<1
Monthly	08-Oct-14	20-Oct-14	milligrams per litre	10	<1
Monthly	05-Nov-14	17-Nov-14	milligrams per litre	10	<1
Monthly	03-Dec-14	17-Dec-14	milligrams per litre	10	<1
Monthly	14-Jan-15	27-Jan-15	milligrams per litre	10	<1
Monthly	04-Feb-15	17-Feb-15	milligrams per litre	10	<1
Monthly	04-Mar-15	17-Mar-15	milligrams per litre	10	<1
Monthly	08-Apr-15	20-Apr-15	milligrams per litre	10	<1
Monthly	07-May-15	20-May-15	milligrams per litre	10	<1



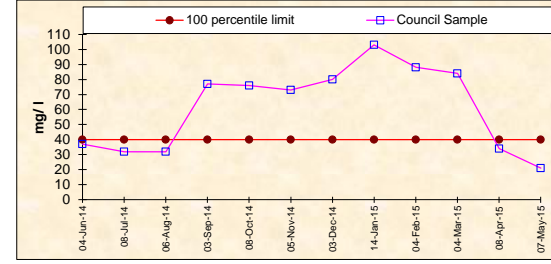
PHOSPHORUS (Total)

Frequency	Date Sample Obtained	Date Result Obtained	Unit Of Measurement	EPA limit	Council Sample
Monthly	04-Jun-14	18-Jun-14	milligrams per litre	MONITORING	7.0
Monthly	08-Jul-14	22-Jul-14	milligrams per litre		6.7
Monthly	06-Aug-14	14-Aug-14	milligrams per litre		5.4
Monthly	03-Sep-14	12-Sep-14	milligrams per litre		3.4
Monthly	08-Oct-14	20-Oct-14	milligrams per litre		8.1
Monthly	05-Nov-14	17-Nov-14	milligrams per litre		1.6
Monthly	03-Dec-14	17-Dec-14	milligrams per litre	CONDITION	6.8
Monthly	14-Jan-15	27-Jan-15	milligrams per litre		6.1
Monthly	04-Feb-15	17-Feb-15	milligrams per litre		6.0
Monthly	04-Mar-15	17-Mar-15	milligrams per litre		7.8
Monthly	08-Apr-15	20-Apr-15	milligrams per litre		6.6
Monthly	07-May-15	20-May-15	milligrams per litre		3.1



TOTAL SUSPENDED SOLIDS

Frequency	Date Sample Obtained	Date Result Obtained	Unit Of Measurement	100 percentile limit	Council Sample
Monthly	04-Jun-14	18-Jun-14	milligrams per litre	40	37
Monthly	08-Jul-14	22-Jul-14	milligrams per litre	40	32
Monthly	06-Aug-14	14-Aug-14	milligrams per litre	40	32
Monthly	03-Sep-14	12-Sep-14	milligrams per litre	40	77
Monthly	08-Oct-14	20-Oct-14	milligrams per litre	40	76
Monthly	05-Nov-14	17-Nov-14	milligrams per litre	40	73
Monthly	03-Dec-14	17-Dec-14	milligrams per litre	40	80
Monthly	14-Jan-15	27-Jan-15	milligrams per litre	40	103
Monthly	04-Feb-15	17-Feb-15	milligrams per litre	40	88
Monthly	04-Mar-15	17-Mar-15	milligrams per litre	40	84
Monthly	08-Apr-15	20-Apr-15	milligrams per litre	40	34
Monthly	07-May-15	20-May-15	milligrams per litre	40	21



CHLOROPHYLL-A

Frequency	Date Sample Obtained	Date Result Obtained	Unit Of Measurement	EPA limit	Council Sample
Special Frequency 1	04-Jun-14	18-Jun-14	micrograms per litre	MONITORING	15
Special Frequency 1	08-Jul-14	22-Jul-14	micrograms per litre		76
Special Frequency 1	06-Aug-14	14-Aug-14	micrograms per litre		77
Special Frequency 1	03-Sep-14	12-Sep-14	micrograms per litre		28
Special Frequency 1	08-Oct-14	20-Oct-14	micrograms per litre		4
Special Frequency 1	05-Nov-14	17-Nov-14	micrograms per litre		9
Special Frequency 1	03-Dec-14	17-Dec-14	micrograms per litre	CONDITION	33
Special Frequency 1	14-Jan-15	27-Jan-15	micrograms per litre		21
Special Frequency 1	04-Feb-15	17-Feb-15	micrograms per litre		16
Special Frequency 1	04-Mar-15	17-Mar-15	micrograms per litre		1020
Special Frequency 1	08-Apr-15	20-Apr-15	micrograms per litre		223
Special Frequency 1	07-May-15	20-May-15	micrograms per litre		103

