

Bomaderry Wastewater Treatment Plant - Monitoring Summary

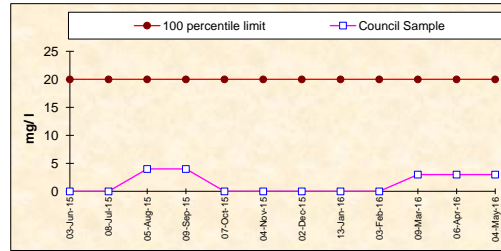
Licensee: Shoalhaven City Council, Shoalhaven Water, PO Box 42 Nowra 2541

Environment Protection License No. 1735

EPA ID No. 1

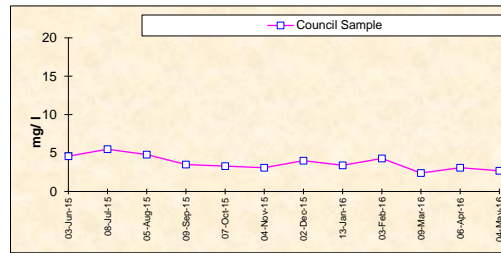
BOD

Frequency	Date Sample Obtained	Date Result Obtained	Unit Of Measurement	100 percentile limit	Council Sample
Monthly	03-Jun-15	18-Jun-15	milligrams per litre	20	<2
Monthly	08-Jul-15	22-Jul-15	milligrams per litre	20	<2
Monthly	05-Aug-15	19-Aug-15	milligrams per litre	20	4
Monthly	09-Sep-15	22-Sep-15	milligrams per litre	20	4
Monthly	07-Oct-15	22-Oct-15	milligrams per litre	20	<2
Monthly	04-Nov-15	18-Nov-15	milligrams per litre	20	<2
Monthly	02-Dec-15	14-Dec-15	milligrams per litre	20	<2
Monthly	13-Jan-16	27-Jan-16	milligrams per litre	20	<2
Monthly	03-Feb-16	17-Feb-16	milligrams per litre	20	<2
Monthly	09-Mar-16	23-Mar-16	milligrams per litre	20	3
Monthly	06-Apr-16	20-Apr-16	milligrams per litre	20	3
Monthly	04-May-16	18-May-16	milligrams per litre	20	3



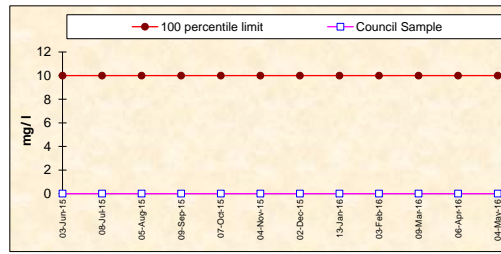
TOTAL NITROGEN

Frequency	Date Sample Obtained	Date Result Obtained	Unit Of Measurement	EPA Limit	Council Sample
Monthly	03-Jun-15	18-Jun-15	milligrams per litre	MONITORING	4.6
Monthly	08-Jul-15	22-Jul-15	milligrams per litre		5.5
Monthly	05-Aug-15	19-Aug-15	milligrams per litre		4.8
Monthly	09-Sep-15	22-Sep-15	milligrams per litre		3.5
Monthly	07-Oct-15	22-Oct-15	milligrams per litre		3.3
Monthly	04-Nov-15	18-Nov-15	milligrams per litre	CONDITION	3.1
Monthly	02-Dec-15	14-Dec-15	milligrams per litre		4.0
Monthly	13-Jan-16	27-Jan-16	milligrams per litre		3.4
Monthly	03-Feb-16	17-Feb-16	milligrams per litre		4.3
Monthly	09-Mar-16	23-Mar-16	milligrams per litre		2.4
Monthly	06-Apr-16	20-Apr-16	milligrams per litre		3.1
Monthly	04-May-16	18-May-16	milligrams per litre		2.7



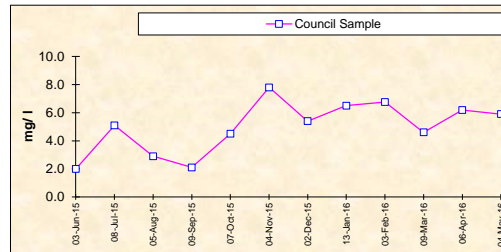
OIL AND GREASE

Frequency	Date Sample Obtained	Date Result Obtained	Unit Of Measurement	100 percentile limit	Council Sample
Monthly	03-Jun-15	18-Jun-15	milligrams per litre	10	<1
Monthly	08-Jul-15	22-Jul-15	milligrams per litre	10	<1
Monthly	05-Aug-15	19-Aug-15	milligrams per litre	10	<1
Monthly	09-Sep-15	22-Sep-15	milligrams per litre	10	<1
Monthly	07-Oct-15	22-Oct-15	milligrams per litre	10	<1
Monthly	04-Nov-15	18-Nov-15	milligrams per litre	10	<1
Monthly	02-Dec-15	14-Dec-15	milligrams per litre	10	<1
Monthly	13-Jan-16	27-Jan-16	milligrams per litre	10	<1
Monthly	03-Feb-16	17-Feb-16	milligrams per litre	10	<1
Monthly	09-Mar-16	23-Mar-16	milligrams per litre	10	<1
Monthly	06-Apr-16	20-Apr-16	milligrams per litre	10	<1
Monthly	04-May-16	18-May-16	milligrams per litre	10	<1



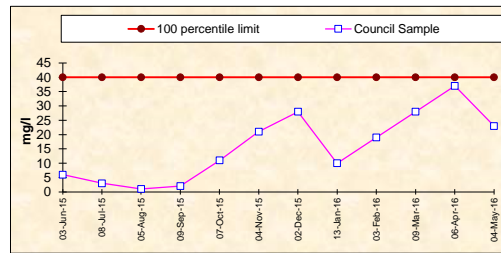
TOTAL PHOSPHORUS

Frequency	Date Sample Obtained	Date Result Obtained	Unit Of Measurement	EPA Limit	Council Sample
Monthly	03-Jun-15	18-Jun-15	milligrams per litre	MONITORING	2.00
Monthly	08-Jul-15	22-Jul-15	milligrams per litre		5.10
Monthly	05-Aug-15	19-Aug-15	milligrams per litre		2.90
Monthly	09-Sep-15	22-Sep-15	milligrams per litre		2.10
Monthly	07-Oct-15	22-Oct-15	milligrams per litre		4.50
Monthly	04-Nov-15	18-Nov-15	milligrams per litre	CONDITION	7.80
Monthly	02-Dec-15	14-Dec-15	milligrams per litre		5.40
Monthly	13-Jan-16	27-Jan-16	milligrams per litre		6.50
Monthly	03-Feb-16	17-Feb-16	milligrams per litre		6.76
Monthly	09-Mar-16	23-Mar-16	milligrams per litre		4.60
Monthly	06-Apr-16	20-Apr-16	milligrams per litre		6.19
Monthly	04-May-16	18-May-16	milligrams per litre		5.90



TOTAL SUSPENDED SOLIDS

Frequency	Date Sample Obtained	Date Result Obtained	Unit Of Measurement	100 percentile limit	Council Sample
Monthly	03-Jun-15	18-Jun-15	milligrams per litre	40	6
Monthly	08-Jul-15	22-Jul-15	milligrams per litre	40	3
Monthly	05-Aug-15	19-Aug-15	milligrams per litre	40	1
Monthly	09-Sep-15	22-Sep-15	milligrams per litre	40	2
Monthly	07-Oct-15	22-Oct-15	milligrams per litre	40	11
Monthly	04-Nov-15	18-Nov-15	milligrams per litre	40	21
Monthly	02-Dec-15	14-Dec-15	milligrams per litre	40	28
Monthly	13-Jan-16	27-Jan-16	milligrams per litre	40	10
Monthly	03-Feb-16	17-Feb-16	milligrams per litre	40	19
Monthly	09-Mar-16	23-Mar-16	milligrams per litre	40	28
Monthly	06-Apr-16	20-Apr-16	milligrams per litre	40	37
Monthly	04-May-16	18-May-16	milligrams per litre	40	23



CHLOROPHYLL -A

Frequency	Date Sample Obtained	Date Result Obtained	Unit Of Measurement	EPA Limit	Council Sample
Special Frequency 1	03-Jun-15	18-Jun-15	micrograms per litre	MONITORING	2
Special Frequency 1	08-Jul-15	22-Jul-15	micrograms per litre		<1
Special Frequency 1	05-Aug-15	19-Aug-15	micrograms per litre		1
Special Frequency 1	09-Sep-15	22-Sep-15	micrograms per litre		<1
Special Frequency 1	07-Oct-15	22-Oct-15	micrograms per litre		5
Special Frequency 1	04-Nov-15	18-Nov-15	micrograms per litre	CONDITION	1
Special Frequency 1	02-Dec-15	14-Dec-15	micrograms per litre		25
Special Frequency 1	13-Jan-16	27-Jan-16	micrograms per litre		6
Special Frequency 1	03-Feb-16	17-Feb-16	micrograms per litre		34
Special Frequency 1	09-Mar-16	23-Mar-16	micrograms per litre		605
Special Frequency 1	06-Apr-16	20-Apr-16	micrograms per litre		5
Special Frequency 1	04-May-16	18-May-16	micrograms per litre		26

