

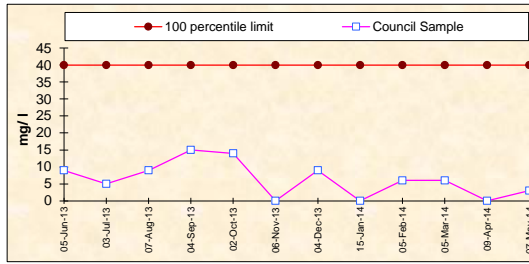
# Nowra Wastewater Treatment Plant - Monitoring Summary

Licensee: Shoalhaven City Council, Shoalhaven Water, PO Box 42, Nowra 2541  
 Environment Protection Licence No. 1734 EPA ID No. 4



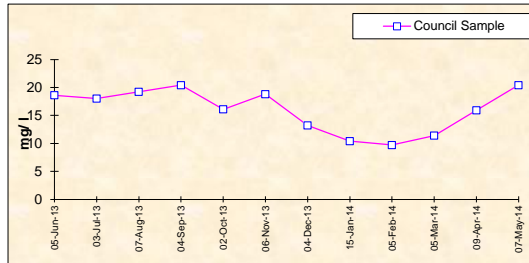
## BOD

Frequency	Date Sample Obtained	Date Result Obtained	Unit Of Measurement	100 percentile limit	Council Sample
Monthly	05-Jun-13	20-Jun-13	milligrams per litre	40	9
Monthly	03-Jul-13	12-Jul-13	milligrams per litre	40	5
Monthly	07-Aug-13	14-Aug-13	milligrams per litre	40	9
Monthly	04-Sep-13	13-Sep-13	milligrams per litre	40	15
Monthly	02-Oct-13	11-Oct-13	milligrams per litre	40	14
Monthly	06-Nov-13	14-Nov-13	milligrams per litre	40	<2
Monthly	04-Dec-13	18-Dec-13	milligrams per litre	40	9
Monthly	15-Jan-14	28-Jan-14	milligrams per litre	40	<2
Monthly	05-Feb-14	19-Feb-14	milligrams per litre	40	6
Monthly	05-Mar-14	17-Mar-14	milligrams per litre	40	6
Monthly	09-Apr-14	23-Apr-14	milligrams per litre	40	<2
Monthly	07-May-14	19-May-14	milligrams per litre	40	3



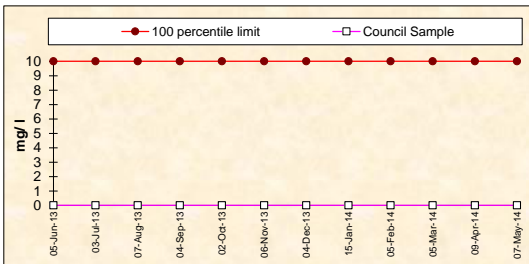
## NITROGEN (Total)

Frequency	Date Sample Obtained	Date Result Obtained	Unit Of Measurement	EPA limit	Council Sample
Monthly	05-Jun-13	20-Jun-13	milligrams per litre	MONITORING	18.6
Monthly	03-Jul-13	12-Jul-13	milligrams per litre		18.0
Monthly	07-Aug-13	14-Aug-13	milligrams per litre		19.2
Monthly	04-Sep-13	13-Sep-13	milligrams per litre		20.4
Monthly	02-Oct-13	11-Oct-13	milligrams per litre		16.1
Monthly	06-Nov-13	14-Nov-13	milligrams per litre		18.8
Monthly	04-Dec-13	18-Dec-13	milligrams per litre	CONDITION	13.2
Monthly	15-Jan-14	28-Jan-14	milligrams per litre		10.4
Monthly	05-Feb-14	19-Feb-14	milligrams per litre		9.7
Monthly	05-Mar-14	17-Mar-14	milligrams per litre		11.4
Monthly	09-Apr-14	23-Apr-14	milligrams per litre		15.9
Monthly	07-May-14	19-May-14	milligrams per litre		20.4



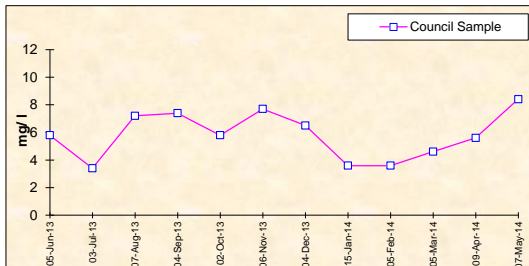
## OIL AND GREASE

Frequency	Date Sample Obtained	Date Result Obtained	Unit Of Measurement	100 percentile limit	Council Sample
Monthly	05-Jun-13	07-Jun-13	milligrams per litre	10	<1
Monthly	03-Jul-13	12-Jul-13	milligrams per litre	10	<1
Monthly	07-Aug-13	14-Aug-13	milligrams per litre	10	<1
Monthly	04-Sep-13	13-Sep-13	milligrams per litre	10	<1
Monthly	02-Oct-13	11-Oct-13	milligrams per litre	10	<1
Monthly	06-Nov-13	14-Nov-13	milligrams per litre	10	<1
Monthly	04-Dec-13	18-Dec-13	milligrams per litre	10	<1
Monthly	15-Jan-14	28-Jan-14	milligrams per litre	10	<1
Monthly	05-Feb-14	19-Feb-14	milligrams per litre	10	<1
Monthly	05-Mar-14	17-Mar-14	milligrams per litre	10	<1
Monthly	09-Apr-14	23-Apr-14	milligrams per litre	10	<1
Monthly	07-May-14	19-May-14	milligrams per litre	10	<1



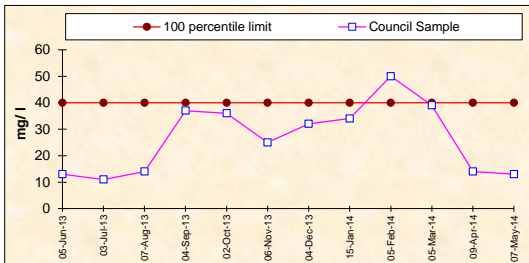
## PHOSPHORUS (Total)

Frequency	Date Sample Obtained	Date Result Obtained	Unit Of Measurement	EPA limit	Council Sample
Monthly	05-Jun-13	20-Jun-13	milligrams per litre	MONITORING	5.8
Monthly	03-Jul-13	12-Jul-13	milligrams per litre		3.4
Monthly	07-Aug-13	14-Aug-13	milligrams per litre		7.2
Monthly	04-Sep-13	13-Sep-13	milligrams per litre		7.4
Monthly	02-Oct-13	11-Oct-13	milligrams per litre		5.8
Monthly	06-Nov-13	14-Nov-13	milligrams per litre		7.7
Monthly	04-Dec-13	18-Dec-13	milligrams per litre	CONDITION	6.5
Monthly	15-Jan-14	28-Jan-14	milligrams per litre		3.6
Monthly	05-Feb-14	19-Feb-14	milligrams per litre		3.6
Monthly	05-Mar-14	17-Mar-14	milligrams per litre		4.6
Monthly	09-Apr-14	23-Apr-14	milligrams per litre		5.6
Monthly	07-May-14	19-May-14	milligrams per litre		8.4



## TOTAL SUSPENDED SOLIDS

Frequency	Date Sample Obtained	Date Result Obtained	Unit Of Measurement	100 percentile limit	Council Sample
Monthly	05-Jun-13	20-Jun-13	milligrams per litre	40	13
Monthly	03-Jul-13	12-Jul-13	milligrams per litre	40	11
Monthly	07-Aug-13	14-Aug-13	milligrams per litre	40	14
Monthly	04-Sep-13	13-Sep-13	milligrams per litre	40	37
Monthly	02-Oct-13	11-Oct-13	milligrams per litre	40	36
Monthly	06-Nov-13	14-Nov-13	milligrams per litre	40	25
Monthly	04-Dec-13	18-Dec-13	milligrams per litre	40	32
Monthly	15-Jan-14	28-Jan-14	milligrams per litre	40	34
Monthly	05-Feb-14	19-Feb-14	milligrams per litre	40	50
Monthly	05-Mar-14	17-Mar-14	milligrams per litre	40	39
Monthly	09-Apr-14	23-Apr-14	milligrams per litre	40	14
Monthly	07-May-14	19-May-14	milligrams per litre	40	13



## CHLOROPHYLL-A

Frequency	Date Sample Obtained	Date Result Obtained	Unit Of Measurement	EPA limit	Council Sample
Special Frequency 1	05-Jun-13	20-Jun-13	micrograms per litre	MONITORING	121
Special Frequency 1	03-Jul-13	12-Jul-13	micrograms per litre		29
Special Frequency 1	07-Aug-13	14-Aug-13	micrograms per litre		83
Special Frequency 1	04-Sep-13	13-Sep-13	micrograms per litre		157
Special Frequency 1	02-Oct-13	11-Oct-13	micrograms per litre		232
Special Frequency 1	06-Nov-13	14-Nov-13	micrograms per litre		75
Special Frequency 1	04-Dec-13	18-Dec-13	micrograms per litre	CONDITION	76
Special Frequency 1	15-Jan-14	28-Jan-14	micrograms per litre		61
Special Frequency 1	05-Feb-14	19-Feb-14	micrograms per litre		287
Special Frequency 1	05-Mar-14	17-Mar-14	micrograms per litre		96
Special Frequency 1	09-Apr-14	23-Apr-14	micrograms per litre		30
Special Frequency 1	07-May-14	19-May-14	micrograms per litre		39

