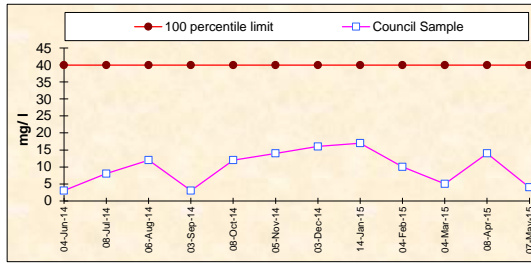




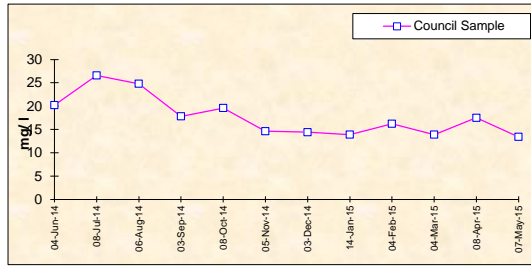
BOD

Frequency	Date Sample Obtained	Date Result Obtained	Unit Of Measurement	100 percentile limit	Council Sample
Monthly	04-Jun-14	18-Jun-14	milligrams per litre	40	3
Monthly	08-Jul-14	22-Jul-14	milligrams per litre	40	8
Monthly	06-Aug-14	14-Aug-14	milligrams per litre	40	12
Monthly	03-Sep-14	12-Sep-14	milligrams per litre	40	3
Monthly	08-Oct-14	20-Oct-14	milligrams per litre	40	12
Monthly	05-Nov-14	17-Nov-14	milligrams per litre	40	14
Monthly	03-Dec-14	17-Dec-14	milligrams per litre	40	16
Monthly	14-Jan-15	27-Jan-15	milligrams per litre	40	17
Monthly	04-Feb-15	17-Feb-15	milligrams per litre	40	10
Monthly	04-Mar-15	17-Mar-15	milligrams per litre	40	5
Monthly	08-Apr-15	20-Apr-15	milligrams per litre	40	14
Monthly	07-May-15	20-May-15	milligrams per litre	40	4



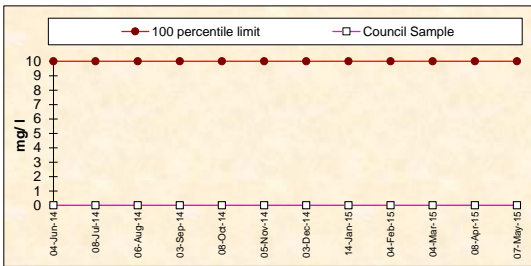
NITROGEN (Total)

Frequency	Date Sample Obtained	Date Result Obtained	Unit Of Measurement	EPA limit	Council Sample
Monthly	04-Jun-14	18-Jun-14	milligrams per litre	MONITORING	20.2
Monthly	08-Jul-14	22-Jul-14	milligrams per litre		26.6
Monthly	06-Aug-14	14-Aug-14	milligrams per litre		24.8
Monthly	03-Sep-14	12-Sep-14	milligrams per litre		17.8
Monthly	08-Oct-14	20-Oct-14	milligrams per litre		19.6
Monthly	05-Nov-14	17-Nov-14	milligrams per litre		14.6
Monthly	03-Dec-14	17-Dec-14	milligrams per litre	CONDITION	14.4
Monthly	14-Jan-15	27-Jan-15	milligrams per litre		13.9
Monthly	04-Feb-15	17-Feb-15	milligrams per litre		16.2
Monthly	04-Mar-15	17-Mar-15	milligrams per litre		13.9
Monthly	08-Apr-15	20-Apr-15	milligrams per litre		17.5
Monthly	07-May-15	20-May-15	milligrams per litre		13.4



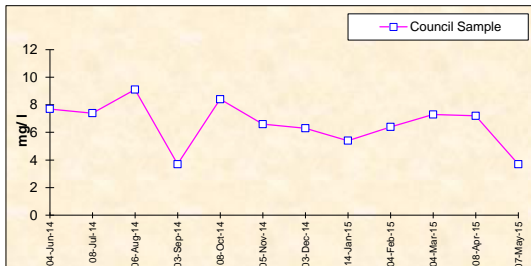
OIL AND GREASE

Frequency	Date Sample Obtained	Date Result Obtained	Unit Of Measurement	100 percentile limit	Council Sample
Monthly	04-Jun-14	18-Jun-14	milligrams per litre	10	<1
Monthly	08-Jul-14	22-Jul-14	milligrams per litre	10	<1
Monthly	06-Aug-14	14-Aug-14	milligrams per litre	10	<1
Monthly	03-Sep-14	12-Sep-14	milligrams per litre	10	<1
Monthly	08-Oct-14	20-Oct-14	milligrams per litre	10	<1
Monthly	05-Nov-14	17-Nov-14	milligrams per litre	10	<1
Monthly	03-Dec-14	17-Dec-14	milligrams per litre	10	<1
Monthly	14-Jan-15	27-Jan-15	milligrams per litre	10	<1
Monthly	04-Feb-15	17-Feb-15	milligrams per litre	10	<1
Monthly	04-Mar-15	17-Mar-15	milligrams per litre	10	<1
Monthly	08-Apr-15	20-Apr-15	milligrams per litre	10	<1
Monthly	07-May-15	20-May-15	milligrams per litre	10	<1



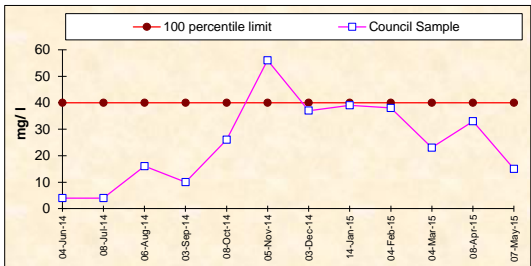
PHOSPHORUS (Total)

Frequency	Date Sample Obtained	Date Result Obtained	Unit Of Measurement	EPA limit	Council Sample
Monthly	04-Jun-14	18-Jun-14	milligrams per litre	MONITORING	7.7
Monthly	08-Jul-14	22-Jul-14	milligrams per litre		7.4
Monthly	06-Aug-14	14-Aug-14	milligrams per litre		9.1
Monthly	03-Sep-14	12-Sep-14	milligrams per litre		3.7
Monthly	08-Oct-14	20-Oct-14	milligrams per litre		8.4
Monthly	05-Nov-14	17-Nov-14	milligrams per litre		6.6
Monthly	03-Dec-14	17-Dec-14	milligrams per litre	CONDITION	6.3
Monthly	14-Jan-15	27-Jan-15	milligrams per litre		5.4
Monthly	04-Feb-15	17-Feb-15	milligrams per litre		6.4
Monthly	04-Mar-15	17-Mar-15	milligrams per litre		7.3
Monthly	08-Apr-15	20-Apr-15	milligrams per litre		7.2
Monthly	07-May-15	20-May-15	milligrams per litre		3.7



TOTAL SUSPENDED SOLIDS

Frequency	Date Sample Obtained	Date Result Obtained	Unit Of Measurement	100 percentile limit	Council Sample
Monthly	04-Jun-14	18-Jun-14	milligrams per litre	40	4
Monthly	08-Jul-14	22-Jul-14	milligrams per litre	40	4
Monthly	06-Aug-14	14-Aug-14	milligrams per litre	40	16
Monthly	03-Sep-14	12-Sep-14	milligrams per litre	40	10
Monthly	08-Oct-14	20-Oct-14	milligrams per litre	40	26
Monthly	05-Nov-14	17-Nov-14	milligrams per litre	40	56
Monthly	03-Dec-14	17-Dec-14	milligrams per litre	40	37
Monthly	14-Jan-15	27-Jan-15	milligrams per litre	40	39
Monthly	04-Feb-15	17-Feb-15	milligrams per litre	40	38
Monthly	04-Mar-15	17-Mar-15	milligrams per litre	40	23
Monthly	08-Apr-15	20-Apr-15	milligrams per litre	40	33
Monthly	07-May-15	20-May-15	milligrams per litre	40	15



CHLOROPHYLL-A

Frequency	Date Sample Obtained	Date Result Obtained	Unit Of Measurement	EPA limit	Council Sample
Special Frequency 1	04-Jun-14	18-Jun-14	micrograms per litre	MONITORING	4
Special Frequency 1	08-Jul-14	22-Jul-14	micrograms per litre		15
Special Frequency 1	06-Aug-14	14-Aug-14	micrograms per litre		194
Special Frequency 1	03-Sep-14	12-Sep-14	micrograms per litre		84
Special Frequency 1	08-Oct-14	20-Oct-14	micrograms per litre		80
Special Frequency 1	05-Nov-14	17-Nov-14	micrograms per litre		112
Special Frequency 1	03-Dec-14	17-Dec-14	micrograms per litre	CONDITION	311
Special Frequency 1	14-Jan-15	27-Jan-15	micrograms per litre		461
Special Frequency 1	04-Feb-15	17-Feb-15	micrograms per litre		154
Special Frequency 1	04-Mar-15	17-Mar-15	micrograms per litre		285
Special Frequency 1	08-Apr-15	20-Apr-15	micrograms per litre		213
Special Frequency 1	07-May-15	20-May-15	micrograms per litre		60

