

Nowra Wastewater Treatment Plant - Monitoring Summary

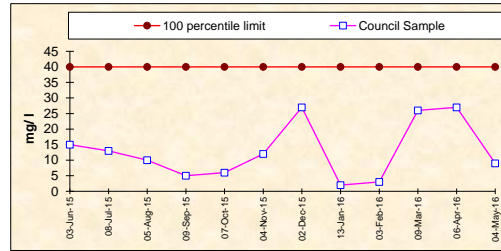
Licensee: Shoalhaven City Council, Shoalhaven Water, PO Box 42 Nowra 2541

Environment Protection License No. 1734

EPA ID No. 4

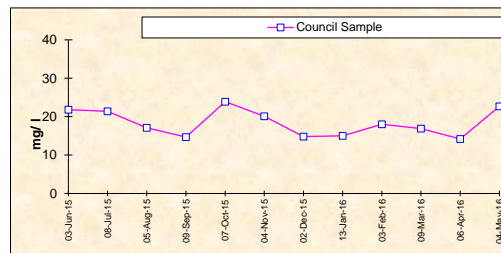
BOD

Frequency	Date Sample Obtained	Date Result Obtained	Unit Of Measurement	100 percentile limit	Council Sample
Monthly	03-Jun-15	18-Jun-15	milligrams per litre	40	15
Monthly	08-Jul-15	22-Jul-15	milligrams per litre	40	13
Monthly	05-Aug-15	19-Aug-15	milligrams per litre	40	10
Monthly	09-Sep-15	22-Sep-15	milligrams per litre	40	5
Monthly	07-Oct-15	22-Oct-15	milligrams per litre	40	6
Monthly	04-Nov-15	18-Nov-15	milligrams per litre	40	12
Monthly	02-Dec-15	14-Dec-15	milligrams per litre	40	27
Monthly	13-Jan-16	27-Jan-16	milligrams per litre	40	2
Monthly	03-Feb-16	17-Feb-16	milligrams per litre	40	3
Monthly	09-Mar-16	23-Mar-16	milligrams per litre	40	26
Monthly	06-Apr-16	20-Apr-16	milligrams per litre	40	27
Monthly	04-May-16	18-May-16	milligrams per litre	40	9



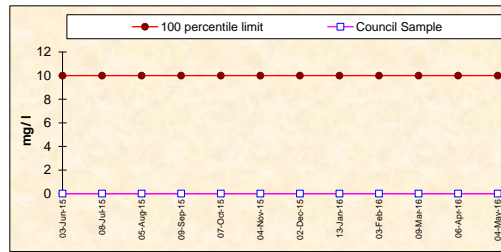
TOTAL NITROGEN

Frequency	Date Sample Obtained	Date Result Obtained	Unit Of Measurement	EPA Limit	Council Sample
Monthly	03-Jun-15	18-Jun-15	milligrams per litre	MONITORING	21.8
Monthly	08-Jul-15	22-Jul-15	milligrams per litre		21.4
Monthly	05-Aug-15	19-Aug-15	milligrams per litre		17.1
Monthly	09-Sep-15	22-Sep-15	milligrams per litre		14.7
Monthly	07-Oct-15	22-Oct-15	milligrams per litre		23.9
Monthly	04-Nov-15	18-Nov-15	milligrams per litre	CONDITION	20.1
Monthly	02-Dec-15	14-Dec-15	milligrams per litre		14.8
Monthly	13-Jan-16	27-Jan-16	milligrams per litre		15.0
Monthly	03-Feb-16	17-Feb-16	milligrams per litre		18.0
Monthly	09-Mar-16	23-Mar-16	milligrams per litre		16.9
Monthly	06-Apr-16	20-Apr-16	milligrams per litre		14.2
Monthly	04-May-16	18-May-16	milligrams per litre		22.7



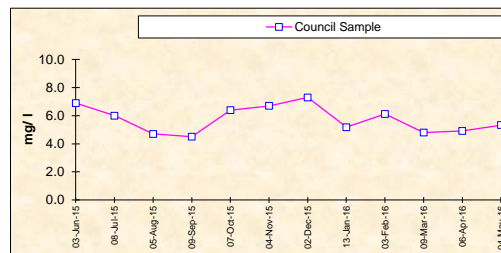
OIL AND GREASE

Frequency	Date Sample Obtained	Date Result Obtained	Unit Of Measurement	100 percentile limit	Council Sample
Monthly	03-Jun-15	18-Jun-15	milligrams per litre	10	<1
Monthly	08-Jul-15	22-Jul-15	milligrams per litre	10	<1
Monthly	05-Aug-15	19-Aug-15	milligrams per litre	10	<1
Monthly	09-Sep-15	22-Sep-15	milligrams per litre	10	<1
Monthly	07-Oct-15	22-Oct-15	milligrams per litre	10	<1
Monthly	04-Nov-15	18-Nov-15	milligrams per litre	10	<1
Monthly	02-Dec-15	14-Dec-15	milligrams per litre	10	<1
Monthly	13-Jan-16	27-Jan-16	milligrams per litre	10	<1
Monthly	03-Feb-16	17-Feb-16	milligrams per litre	10	<1
Monthly	09-Mar-16	23-Mar-16	milligrams per litre	10	<1
Monthly	06-Apr-16	20-Apr-16	milligrams per litre	10	<1
Monthly	04-May-16	18-May-16	milligrams per litre	10	<1



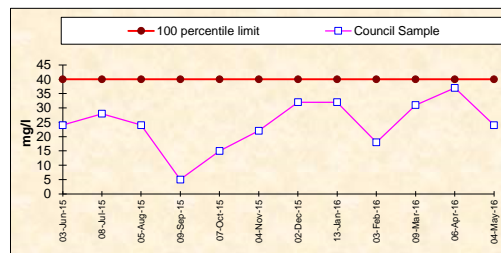
TOTAL PHOSPHORUS

Frequency	Date Sample Obtained	Date Result Obtained	Unit Of Measurement	EPA Limit	Council Sample
Monthly	03-Jun-15	18-Jun-15	milligrams per litre	MONITORING	6.90
Monthly	08-Jul-15	22-Jul-15	milligrams per litre		6.00
Monthly	05-Aug-15	19-Aug-15	milligrams per litre		4.70
Monthly	09-Sep-15	22-Sep-15	milligrams per litre		4.50
Monthly	07-Oct-15	22-Oct-15	milligrams per litre		6.40
Monthly	04-Nov-15	18-Nov-15	milligrams per litre	CONDITION	6.70
Monthly	02-Dec-15	14-Dec-15	milligrams per litre		7.30
Monthly	13-Jan-16	27-Jan-16	milligrams per litre		5.18
Monthly	03-Feb-16	17-Feb-16	milligrams per litre		6.12
Monthly	09-Mar-16	23-Mar-16	milligrams per litre		4.80
Monthly	06-Apr-16	20-Apr-16	milligrams per litre		4.91
Monthly	04-May-16	18-May-16	milligrams per litre		5.33



TOTAL SUSPENDED SOLIDS

Frequency	Date Sample Obtained	Date Result Obtained	Unit Of Measurement	100 percentile limit	Council Sample
Monthly	03-Jun-15	18-Jun-15	milligrams per litre	40	24
Monthly	08-Jul-15	22-Jul-15	milligrams per litre	40	28
Monthly	05-Aug-15	19-Aug-15	milligrams per litre	40	24
Monthly	09-Sep-15	22-Sep-15	milligrams per litre	40	5
Monthly	07-Oct-15	22-Oct-15	milligrams per litre	40	15
Monthly	04-Nov-15	18-Nov-15	milligrams per litre	40	22
Monthly	02-Dec-15	14-Dec-15	milligrams per litre	40	32
Monthly	13-Jan-16	27-Jan-16	milligrams per litre	40	32
Monthly	03-Feb-16	17-Feb-16	milligrams per litre	40	18
Monthly	09-Mar-16	23-Mar-16	milligrams per litre	40	31
Monthly	06-Apr-16	20-Apr-16	milligrams per litre	40	37
Monthly	04-May-16	18-May-16	milligrams per litre	40	24



CHLOROPHYLL - A

Frequency	Date Sample Obtained	Date Result Obtained	Unit Of Measurement	EPA Limit	Council Sample
Special Frequency 1	03-Jun-15	18-Jun-15	micrograms per litre	MONITORING	101
Special Frequency 1	08-Jul-15	22-Jul-15	micrograms per litre		198
Special Frequency 1	05-Aug-15	19-Aug-15	micrograms per litre		93
Special Frequency 1	09-Sep-15	22-Sep-15	micrograms per litre		1
Special Frequency 1	07-Oct-15	22-Oct-15	micrograms per litre		38
Special Frequency 1	04-Nov-15	18-Nov-15	micrograms per litre	CONDITION	102
Special Frequency 1	02-Dec-15	14-Dec-15	micrograms per litre		175
Special Frequency 1	13-Jan-16	27-Jan-16	micrograms per litre		230
Special Frequency 1	03-Feb-16	17-Feb-16	micrograms per litre		26
Special Frequency 1	09-Mar-16	23-Mar-16	micrograms per litre		38
Special Frequency 1	06-Apr-16	20-Apr-16	micrograms per litre		125
Special Frequency 1	04-May-16	18-May-16	micrograms per litre		130

