



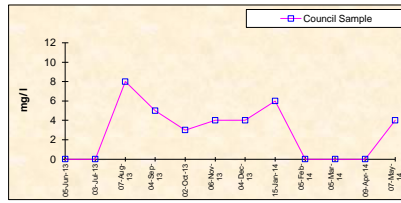


**St Georges Basin Wastewater Treatment Plant - Monitoring Summary**  
 Licensee: Shoalhaven City Council, Shoalhaven Water, PO Box 42, Nowra 2541  
 Environment Protection Licence No. 2419 EPA ID No. 14



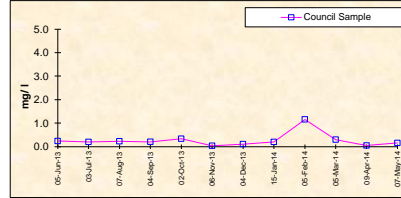
**BOD**

Frequency	Date Sample Obtained	Date Result Obtained	Unit Of Measurement	EPA limit	Council Sample
Monthly	05-Jun-13	20-Jun-13	milligrams per litre		<2
Monthly	03-Jul-13	12-Jul-13	milligrams per litre		<2
Monthly	07-Aug-13	14-Aug-13	milligrams per litre	MONITORING	8
Monthly	04-Sep-13	13-Sep-13	milligrams per litre		5
Monthly	02-Oct-13	11-Oct-13	milligrams per litre		3
Monthly	06-Nov-13	14-Nov-13	milligrams per litre		4
Monthly	04-Dec-13	18-Dec-13	milligrams per litre	CONDITION	4
Monthly	15-Jan-14	28-Jan-14	milligrams per litre		6
Monthly	05-Feb-14	19-Feb-14	milligrams per litre		<2
Monthly	05-Mar-14	17-Mar-14	milligrams per litre		<2
Monthly	09-Apr-14	23-Apr-14	milligrams per litre		<2
Monthly	07-May-14	19-May-14	milligrams per litre		4



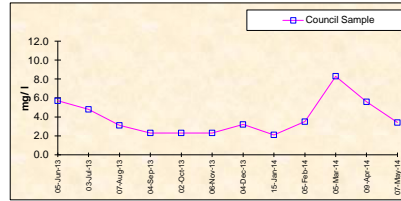
**NITROGEN (Ammonia)**

Frequency	Date Sample Obtained	Date Result Obtained	Unit Of Measurement	EPA limit	Council Sample
Monthly	05-Jun-13	20-Jun-13	milligrams per litre		0.24
Monthly	03-Jul-13	12-Jul-13	milligrams per litre		0.20
Monthly	07-Aug-13	14-Aug-13	milligrams per litre	MONITORING	0.23
Monthly	04-Sep-13	13-Sep-13	milligrams per litre		0.21
Monthly	02-Oct-13	11-Oct-13	milligrams per litre		0.34
Monthly	06-Nov-13	14-Nov-13	milligrams per litre		0.04
Monthly	04-Dec-13	18-Dec-13	milligrams per litre	CONDITION	0.11
Monthly	15-Jan-14	28-Jan-14	milligrams per litre		0.20
Monthly	05-Feb-14	19-Feb-14	milligrams per litre		1.16
Monthly	05-Mar-14	17-Mar-14	milligrams per litre		0.30
Monthly	09-Apr-14	23-Apr-14	milligrams per litre		0.05
Monthly	07-May-14	19-May-14	milligrams per litre		0.16



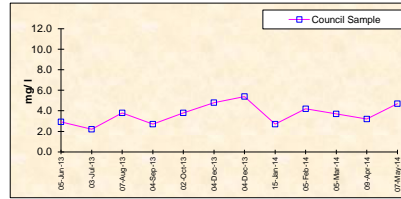
**NITROGEN (Total)**

Frequency	Date Sample Obtained	Date Result Obtained	Unit Of Measurement	EPA limit	Council Sample
Monthly	05-Jun-13	20-Jun-13	milligrams per litre		5.7
Monthly	03-Jul-13	12-Jul-13	milligrams per litre		4.8
Monthly	07-Aug-13	14-Aug-13	milligrams per litre	MONITORING	3.1
Monthly	04-Sep-13	13-Sep-13	milligrams per litre		2.3
Monthly	02-Oct-13	11-Oct-13	milligrams per litre		2.3
Monthly	06-Nov-13	14-Nov-13	milligrams per litre		2.3
Monthly	04-Dec-13	18-Dec-13	milligrams per litre	CONDITION	3.2
Monthly	15-Jan-14	28-Jan-14	milligrams per litre		2.1
Monthly	05-Feb-14	19-Feb-14	milligrams per litre		3.5
Monthly	05-Mar-14	17-Mar-14	milligrams per litre		8.3
Monthly	09-Apr-14	23-Apr-14	milligrams per litre		5.6
Monthly	07-May-14	19-May-14	milligrams per litre		3.4



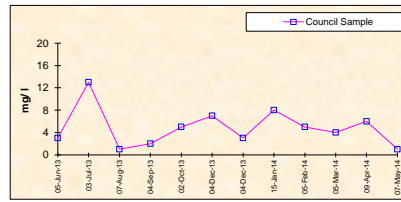
**PHOSPHORUS (Total)**

Frequency	Date Sample Obtained	Date Result Obtained	Unit Of Measurement	EPA limit	Council Sample
Monthly	05-Jun-13	20-Jun-13	milligrams per litre		2.9
Monthly	03-Jul-13	12-Jul-13	milligrams per litre		2.2
Monthly	07-Aug-13	14-Aug-13	milligrams per litre	MONITORING	3.8
Monthly	04-Sep-13	13-Sep-13	milligrams per litre		2.7
Monthly	02-Oct-13	11-Oct-13	milligrams per litre		3.8
Monthly	06-Nov-13	14-Nov-13	milligrams per litre		4.8
Monthly	04-Dec-13	18-Dec-13	milligrams per litre	CONDITION	5.4
Monthly	15-Jan-14	28-Jan-14	milligrams per litre		2.7
Monthly	05-Feb-14	19-Feb-14	milligrams per litre		4.2
Monthly	05-Mar-14	17-Mar-14	milligrams per litre		3.7
Monthly	09-Apr-14	23-Apr-14	milligrams per litre		3.2
Monthly	07-May-14	19-May-14	milligrams per litre		4.7



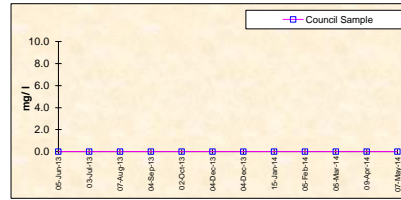
**TOTAL SUSPENDED SOLIDS**

Frequency	Date Sample Obtained	Date Result Obtained	Unit Of Measurement	EPA limit	Council Sample
Monthly	05-Jun-13	20-Jun-13	milligrams per litre		3
Monthly	03-Jul-13	12-Jul-13	milligrams per litre		13
Monthly	07-Aug-13	14-Aug-13	milligrams per litre	MONITORING	1
Monthly	04-Sep-13	13-Sep-13	milligrams per litre		2
Monthly	02-Oct-13	11-Oct-13	milligrams per litre		5
Monthly	04-Dec-13	14-Nov-13	milligrams per litre		7
Monthly	04-Dec-13	18-Dec-13	milligrams per litre	CONDITION	3
Monthly	15-Jan-14	28-Jan-14	milligrams per litre		8
Monthly	05-Feb-14	19-Feb-14	milligrams per litre		5
Monthly	05-Mar-14	17-Mar-14	milligrams per litre		7
Monthly	09-Apr-14	23-Apr-14	milligrams per litre		6
Monthly	07-May-14	19-May-14	milligrams per litre		1



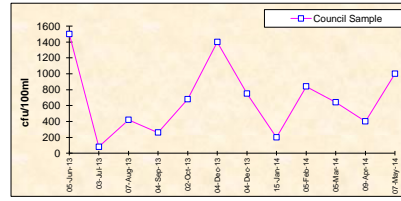
**OIL AND GREASE**

Frequency	Date Sample Obtained	Date Result Obtained	Unit Of Measurement	EPA limit	Council Sample
Monthly	05-Jun-13	07-Jun-13	milligrams per litre		<1
Monthly	03-Jul-13	12-Jul-13	milligrams per litre		<1
Monthly	07-Aug-13	14-Aug-13	milligrams per litre	MONITORING	<1
Monthly	04-Sep-13	13-Sep-13	milligrams per litre		<1
Monthly	02-Oct-13	11-Oct-13	milligrams per litre		<1
Monthly	04-Dec-13	18-Dec-13	milligrams per litre	CONDITION	<1
Monthly	15-Jan-14	28-Jan-14	milligrams per litre		<1
Monthly	05-Feb-14	19-Feb-14	milligrams per litre		<1
Monthly	05-Mar-14	17-Mar-14	milligrams per litre		<1
Monthly	09-Apr-14	23-Apr-14	milligrams per litre		<1
Monthly	07-May-14	19-May-14	milligrams per litre		<1



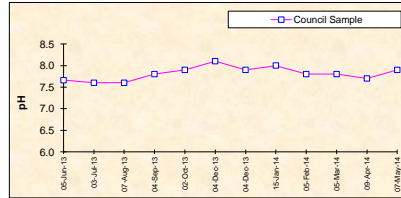
**FAECAL COLIFORMS**

Frequency	Date Sample Obtained	Date Result Obtained	Unit Of Measurement	EPA limit	Council Sample
Monthly	05-Jun-13	20-Jun-13	colony forming units per 100 millilitres		1500
Monthly	03-Jul-13	12-Jul-13	colony forming units per 100 millilitres		80
Monthly	07-Aug-13	14-Aug-13	colony forming units per 100 millilitres	MONITORING	420
Monthly	04-Sep-13	13-Sep-13	colony forming units per 100 millilitres		260
Monthly	02-Oct-13	11-Oct-13	colony forming units per 100 millilitres		680
Monthly	04-Dec-13	14-Nov-13	colony forming units per 100 millilitres		1400
Monthly	04-Dec-13	18-Dec-13	colony forming units per 100 millilitres	CONDITION	750
Monthly	15-Jan-14	28-Jan-14	colony forming units per 100 millilitres		200
Monthly	05-Feb-14	19-Feb-14	colony forming units per 100 millilitres		840
Monthly	05-Mar-14	17-Mar-14	colony forming units per 100 millilitres		640
Monthly	09-Apr-14	23-Apr-14	colony forming units per 100 millilitres		400
Monthly	07-May-14	19-May-14	colony forming units per 100 millilitres		1000



**pH**

Frequency	Date Sample Obtained	Date Result Obtained	Unit Of Measurement	EPA limit	Council Sample
Monthly	05-Jun-13	20-Jun-13	pH		7.7
Monthly	03-Jul-13	12-Jul-13	pH		7.6
Monthly	07-Aug-13	14-Aug-13	pH		7.6
Monthly	04-Sep-13	13-Sep-13	pH	MONITORING	7.8
Monthly	02-Oct-13	11-Oct-13	pH		7.9
Monthly	04-Dec-13	14-Nov-13	pH		8.1
Monthly	04-Dec-13	18-Dec-13	pH	CONDITION	7.9
Monthly	15-Jan-14	28-Jan-14	pH		8.0
Monthly	05-Feb-14	19-Feb-14	pH		7.8
Monthly	05-Mar-14	17-Mar-14	pH		7.8
Monthly	09-Apr-14	23-Apr-14	pH		7.7
Monthly	07-May-14	19-May-14	pH		7.9



# Vincentia Wastewater Treatment Plant - Monitoring Summary

Licensee: Shoalhaven City Council, Shoalhaven Water, PO Box 42, Nowra 2541

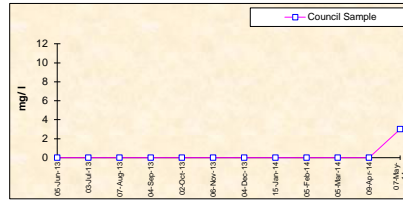
Environment Protection Licence No. 2419

EPA ID No. 15



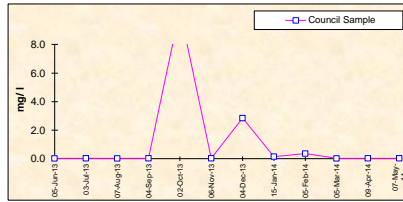
## BOD

Frequency	Date Sample Obtained	Date Result Obtained	Unit Of Measurement	EPA limit	Council Sample
Monthly	05-Jun-13	20-Jun-13	milligrams per litre		<2
Monthly	03-Jul-13	12-Jul-13	milligrams per litre		<2
Monthly	07-Aug-13	14-Aug-13	milligrams per litre		<2
Monthly	04-Sep-13	13-Sep-13	milligrams per litre		<2
Monthly	02-Oct-13	11-Oct-13	milligrams per litre		<2
Monthly	06-Nov-13	14-Nov-13	milligrams per litre		<2
Monthly	04-Dec-13	18-Dec-13	milligrams per litre		<2
Monthly	15-Jan-14	28-Jan-14	milligrams per litre		<2
Monthly	05-Feb-14	19-Feb-14	milligrams per litre		<2
Monthly	05-Mar-14	17-Mar-14	milligrams per litre		<2
Monthly	09-Apr-14	23-Apr-14	milligrams per litre		<2
Monthly	07-May-14	19-May-14	milligrams per litre		3



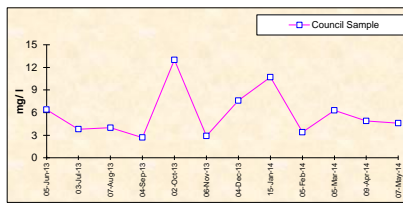
## NITROGEN (Ammonia)

Frequency	Date Sample Obtained	Date Result Obtained	Unit Of Measurement	EPA limit	Council Sample
Monthly	05-Jun-13	20-Jun-13	milligrams per litre		0.02
Monthly	03-Jul-13	12-Jul-13	milligrams per litre		0.03
Monthly	07-Aug-13	14-Aug-13	milligrams per litre		0.02
Monthly	04-Sep-13	13-Sep-13	milligrams per litre		0.03
Monthly	02-Oct-13	11-Oct-13	milligrams per litre		10.40
Monthly	06-Nov-13	14-Nov-13	milligrams per litre		0.03
Monthly	04-Dec-13	18-Dec-13	milligrams per litre		2.85
Monthly	15-Jan-14	28-Jan-14	milligrams per litre		0.15
Monthly	05-Feb-14	19-Feb-14	milligrams per litre		0.36
Monthly	05-Mar-14	17-Mar-14	milligrams per litre		0.62
Monthly	09-Apr-14	23-Apr-14	milligrams per litre		0.03
Monthly	07-May-14	19-May-14	milligrams per litre		0.03



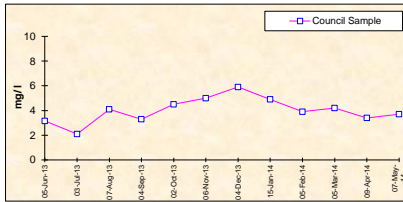
## TOTAL NITROGEN

Frequency	Date Sample Obtained	Date Result Obtained	Unit Of Measurement	EPA limit	Council Sample
Monthly	05-Jun-13	20-Jun-13	milligrams per litre		6.4
Monthly	03-Jul-13	12-Jul-13	milligrams per litre		3.8
Monthly	07-Aug-13	14-Aug-13	milligrams per litre		4.0
Monthly	04-Sep-13	13-Sep-13	milligrams per litre		2.7
Monthly	02-Oct-13	11-Oct-13	milligrams per litre		13.0
Monthly	06-Nov-13	14-Nov-13	milligrams per litre		2.9
Monthly	04-Dec-13	18-Dec-13	milligrams per litre		7.6
Monthly	15-Jan-14	28-Jan-14	milligrams per litre		10.7
Monthly	05-Feb-14	19-Feb-14	milligrams per litre		3.4
Monthly	05-Mar-14	17-Mar-14	milligrams per litre		6.3
Monthly	09-Apr-14	23-Apr-14	milligrams per litre		4.9
Monthly	07-May-14	19-May-14	milligrams per litre		4.6



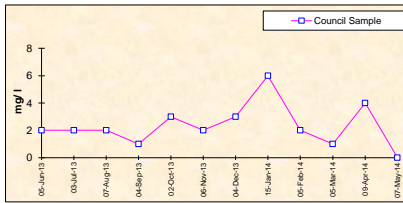
## TOTAL PHOSPHORUS

Frequency	Date Sample Obtained	Date Result Obtained	Unit Of Measurement	EPA limit	Council Sample
Monthly	05-Jun-13	20-Jun-13	milligrams per litre		3.2
Monthly	03-Jul-13	12-Jul-13	milligrams per litre		2.1
Monthly	07-Aug-13	14-Aug-13	milligrams per litre		4.1
Monthly	04-Sep-13	13-Sep-13	milligrams per litre		3.3
Monthly	02-Oct-13	11-Oct-13	milligrams per litre		4.5
Monthly	06-Nov-13	14-Nov-13	milligrams per litre		5.0
Monthly	04-Dec-13	18-Dec-13	milligrams per litre		5.9
Monthly	15-Jan-14	28-Jan-14	milligrams per litre		4.9
Monthly	05-Feb-14	19-Feb-14	milligrams per litre		3.9
Monthly	05-Mar-14	17-Mar-14	milligrams per litre		4.2
Monthly	09-Apr-14	23-Apr-14	milligrams per litre		4.4
Monthly	07-May-14	19-May-14	milligrams per litre		3.7



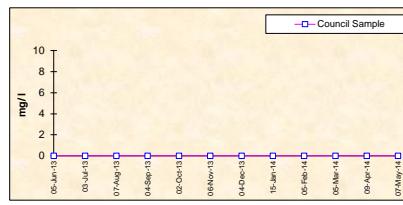
## TOTAL SUSPENDED SOLIDS

Frequency	Date Sample Obtained	Date Result Obtained	Unit Of Measurement	EPA limit	Council Sample
Monthly	05-Jun-13	20-Jun-13	milligrams per litre		2
Monthly	03-Jul-13	12-Jul-13	milligrams per litre		2
Monthly	07-Aug-13	14-Aug-13	milligrams per litre		2
Monthly	04-Sep-13	13-Sep-13	milligrams per litre		1
Monthly	02-Oct-13	11-Oct-13	milligrams per litre		3
Monthly	06-Nov-13	14-Nov-13	milligrams per litre		2
Monthly	04-Dec-13	18-Dec-13	milligrams per litre		3
Monthly	15-Jan-14	28-Jan-14	milligrams per litre		6
Monthly	05-Feb-14	19-Feb-14	milligrams per litre		2
Monthly	05-Mar-14	17-Mar-14	milligrams per litre		1
Monthly	09-Apr-14	23-Apr-14	milligrams per litre		4
Monthly	07-May-14	19-May-14	milligrams per litre		<1



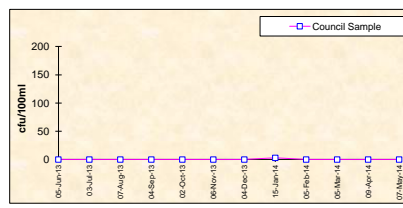
## OIL AND GREASE

Frequency	Date Sample Obtained	Date Result Obtained	Unit Of Measurement	EPA limit	Council Sample
Monthly	05-Jun-13	20-Jun-13	milligrams per litre		<1
Monthly	03-Jul-13	12-Jul-13	milligrams per litre		<1
Monthly	07-Aug-13	14-Aug-13	milligrams per litre		<1
Monthly	04-Sep-13	13-Sep-13	milligrams per litre		<1
Monthly	02-Oct-13	11-Oct-13	milligrams per litre		<1
Monthly	06-Nov-13	14-Nov-13	milligrams per litre		<1
Monthly	04-Dec-13	18-Dec-13	milligrams per litre		<1
Monthly	15-Jan-14	28-Jan-14	milligrams per litre		<1
Monthly	05-Feb-14	19-Feb-14	milligrams per litre		<1
Monthly	05-Mar-14	17-Mar-14	milligrams per litre		<1
Monthly	09-Apr-14	23-Apr-14	milligrams per litre		<1
Monthly	07-May-14	19-May-14	milligrams per litre		<1



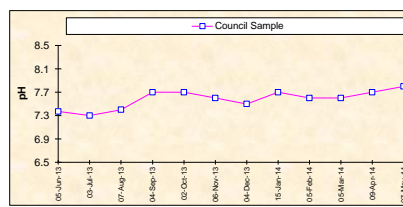
## FAECAL COLIFORMS

Frequency	Date Sample Obtained	Date Result Obtained	Unit Of Measurement	EPA limit	Council Sample
Monthly	05-Jun-13	20-Jun-13	colony forming units per 100 millilitres		<1
Monthly	03-Jul-13	12-Jul-13	colony forming units per 100 millilitres		<1
Monthly	07-Aug-13	14-Aug-13	colony forming units per 100 millilitres		<1
Monthly	04-Sep-13	13-Sep-13	colony forming units per 100 millilitres		<1
Monthly	02-Oct-13	11-Oct-13	colony forming units per 100 millilitres		<1
Monthly	06-Nov-13	14-Nov-13	colony forming units per 100 millilitres		<1
Monthly	04-Dec-13	18-Dec-13	colony forming units per 100 millilitres		<1
Monthly	15-Jan-14	28-Jan-14	colony forming units per 100 millilitres		3
Monthly	05-Feb-14	19-Feb-14	colony forming units per 100 millilitres		<1
Monthly	05-Mar-14	17-Mar-14	colony forming units per 100 millilitres		<1
Monthly	09-Apr-14	23-Apr-14	colony forming units per 100 millilitres		<1
Monthly	07-May-14	19-May-14	colony forming units per 100 millilitres		<1



## pH

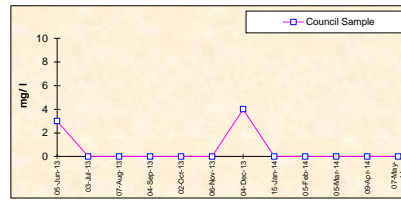
Frequency	Date Sample Obtained	Date Result Obtained	Unit Of Measurement	EPA limit	Council Sample
Monthly	05-Jun-13	20-Jun-13	pH		7.4
Monthly	03-Jul-13	12-Jul-13	pH		7.3
Monthly	07-Aug-13	14-Aug-13	pH		7.4
Monthly	04-Sep-13	13-Sep-13	pH		7.7
Monthly	02-Oct-13	11-Oct-13	pH		7.7
Monthly	06-Nov-13	14-Nov-13	pH		7.6
Monthly	04-Dec-13	18-Dec-13	pH		7.5
Monthly	15-Jan-14	28-Jan-14	pH		7.7
Monthly	05-Feb-14	19-Feb-14	pH		7.6
Monthly	05-Mar-14	17-Mar-14	pH		7.6
Monthly	09-Apr-14	23-Apr-14	pH		7.7
Monthly	07-May-14	19-May-14	pH		7.8





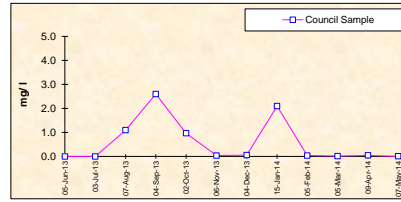
**BOD**

Frequency	Date Sample Obtained	Date Result Obtained	Unit Of Measurement	EPA limit	Council Sample
Monthly	05-Jun-13	20-Jun-13	milligrams per litre		3
Monthly	03-Jul-13	12-Jul-13	milligrams per litre		<2
Monthly	07-Aug-13	14-Aug-13	milligrams per litre		<2
Monthly	04-Sep-13	13-Sep-13	milligrams per litre		<2
Monthly	02-Oct-13	11-Oct-13	milligrams per litre		<2
Monthly	06-Nov-13	14-Nov-13	milligrams per litre		<2
Monthly	04-Dec-13	18-Dec-13	milligrams per litre		4
Monthly	15-Jan-14	28-Jan-14	milligrams per litre		<2
Monthly	05-Feb-14	19-Feb-14	milligrams per litre		<2
Monthly	05-Mar-14	17-Mar-14	milligrams per litre		<2
Monthly	09-Apr-14	23-Apr-14	milligrams per litre		<2
Monthly	07-May-14	19-May-14	milligrams per litre		<2



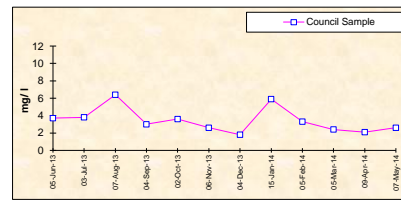
**NITROGEN (Ammonia)**

Frequency	Date Sample Obtained	Date Result Obtained	Unit Of Measurement	EPA limit	Council Sample
Monthly	05-Jun-13	20-Jun-13	milligrams per litre		<0.01
Monthly	03-Jul-13	12-Jul-13	milligrams per litre		<0.01
Monthly	07-Aug-13	14-Aug-13	milligrams per litre		1.1
Monthly	04-Sep-13	13-Sep-13	milligrams per litre		2.6
Monthly	02-Oct-13	11-Oct-13	milligrams per litre		1.0
Monthly	06-Nov-13	14-Nov-13	milligrams per litre		0.0
Monthly	04-Dec-13	18-Dec-13	milligrams per litre		0.1
Monthly	15-Jan-14	28-Jan-14	milligrams per litre		2.1
Monthly	05-Feb-14	19-Feb-14	milligrams per litre		0.0
Monthly	05-Mar-14	17-Mar-14	milligrams per litre		0.0
Monthly	09-Apr-14	23-Apr-14	milligrams per litre		0.1
Monthly	07-May-14	19-May-14	milligrams per litre		0.0



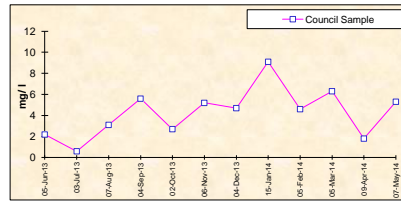
**NITROGEN (Total)**

Frequency	Date Sample Obtained	Date Result Obtained	Unit Of Measurement	EPA limit	Council Sample
Monthly	05-Jun-13	20-Jun-13	milligrams per litre		3.7
Monthly	03-Jul-13	12-Jul-13	milligrams per litre		3.8
Monthly	07-Aug-13	14-Aug-13	milligrams per litre		6.4
Monthly	04-Sep-13	13-Sep-13	milligrams per litre		3.0
Monthly	02-Oct-13	11-Oct-13	milligrams per litre		3.6
Monthly	06-Nov-13	14-Nov-13	milligrams per litre		2.6
Monthly	04-Dec-13	18-Dec-13	milligrams per litre		1.8
Monthly	15-Jan-14	28-Jan-14	milligrams per litre		5.9
Monthly	05-Feb-14	19-Feb-14	milligrams per litre		3.3
Monthly	05-Mar-14	17-Mar-14	milligrams per litre		2.4
Monthly	09-Apr-14	23-Apr-14	milligrams per litre		2.1
Monthly	07-May-14	19-May-14	milligrams per litre		2.6



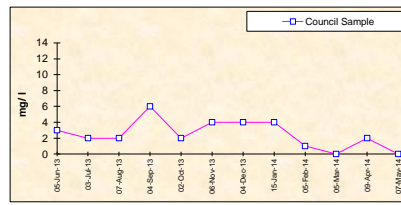
**PHOSPHORUS (Total)**

Frequency	Date Sample Obtained	Date Result Obtained	Unit Of Measurement	EPA limit	Council Sample
Monthly	05-Jun-13	20-Jun-13	milligrams per litre		2.2
Monthly	03-Jul-13	12-Jul-13	milligrams per litre		0.6
Monthly	07-Aug-13	14-Aug-13	milligrams per litre		3.1
Monthly	04-Sep-13	13-Sep-13	milligrams per litre		5.6
Monthly	02-Oct-13	11-Oct-13	milligrams per litre		2.7
Monthly	06-Nov-13	14-Nov-13	milligrams per litre		5.2
Monthly	04-Dec-13	18-Dec-13	milligrams per litre		4.7
Monthly	15-Jan-14	28-Jan-14	milligrams per litre		9.1
Monthly	05-Feb-14	19-Feb-14	milligrams per litre		4.6
Monthly	05-Mar-14	17-Mar-14	milligrams per litre		7.3
Monthly	09-Apr-14	23-Apr-14	milligrams per litre		5.8
Monthly	07-May-14	19-May-14	milligrams per litre		5.3



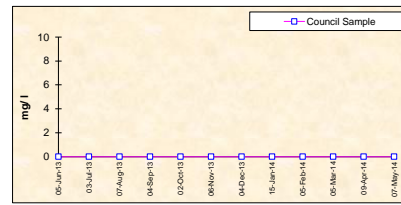
**TOTAL SUSPENDED SOLIDS**

Frequency	Date Sample Obtained	Date Result Obtained	Unit Of Measurement	EPA limit	Council Sample
Monthly	05-Jun-13	20-Jun-13	milligrams per litre		3
Monthly	03-Jul-13	12-Jul-13	milligrams per litre		2
Monthly	07-Aug-13	14-Aug-13	milligrams per litre		2
Monthly	04-Sep-13	13-Sep-13	milligrams per litre		6
Monthly	02-Oct-13	11-Oct-13	milligrams per litre		2
Monthly	06-Nov-13	14-Nov-13	milligrams per litre		4
Monthly	04-Dec-13	18-Dec-13	milligrams per litre		4
Monthly	15-Jan-14	28-Jan-14	milligrams per litre		4
Monthly	05-Feb-14	19-Feb-14	milligrams per litre		1
Monthly	05-Mar-14	17-Mar-14	milligrams per litre		<1
Monthly	09-Apr-14	23-Apr-14	milligrams per litre		2
Monthly	07-May-14	19-May-14	milligrams per litre		<1



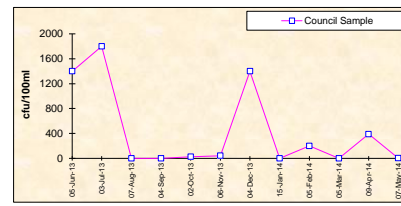
**OIL AND GREASE**

Frequency	Date Sample Obtained	Date Result Obtained	Unit Of Measurement	EPA limit	Council Sample
Monthly	05-Jun-13	20-Jun-13	milligrams per litre		<1
Monthly	03-Jul-13	12-Jul-13	milligrams per litre		<1
Monthly	07-Aug-13	14-Aug-13	milligrams per litre		<1
Monthly	04-Sep-13	13-Sep-13	milligrams per litre		<1
Monthly	02-Oct-13	11-Oct-13	milligrams per litre		<1
Monthly	06-Nov-13	14-Nov-13	milligrams per litre		<1
Monthly	04-Dec-13	18-Dec-13	milligrams per litre		<1
Monthly	15-Jan-14	28-Jan-14	milligrams per litre		<1
Monthly	05-Feb-14	19-Feb-14	milligrams per litre		<1
Monthly	05-Mar-14	17-Mar-14	milligrams per litre		<1
Monthly	09-Apr-14	23-Apr-14	milligrams per litre		<1
Monthly	07-May-14	19-May-14	milligrams per litre		<1



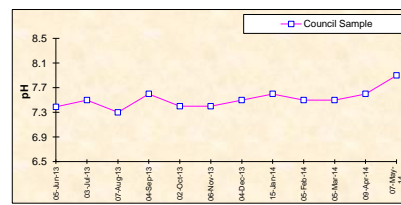
**FAECAL COLIFORMS**

Frequency	Date Sample Obtained	Date Result Obtained	Unit Of Measurement	EPA limit	Council Sample
Monthly	05-Jun-13	20-Jun-13	colony forming units per 100 millilitres		1400
Monthly	03-Jul-13	12-Jul-13	colony forming units per 100 millilitres		1800
Monthly	07-Aug-13	14-Aug-13	colony forming units per 100 millilitres		1
Monthly	04-Sep-13	13-Sep-13	colony forming units per 100 millilitres		<1
Monthly	02-Oct-13	11-Oct-13	colony forming units per 100 millilitres		28
Monthly	06-Nov-13	14-Nov-13	colony forming units per 100 millilitres		43
Monthly	04-Dec-13	18-Dec-13	colony forming units per 100 millilitres		1400
Monthly	15-Jan-14	28-Jan-14	colony forming units per 100 millilitres		<1
Monthly	05-Feb-14	19-Feb-14	colony forming units per 100 millilitres		200
Monthly	05-Mar-14	17-Mar-14	colony forming units per 100 millilitres		<1
Monthly	09-Apr-14	23-Apr-14	colony forming units per 100 millilitres		390
Monthly	07-May-14	19-May-14	colony forming units per 100 millilitres		5



**pH**

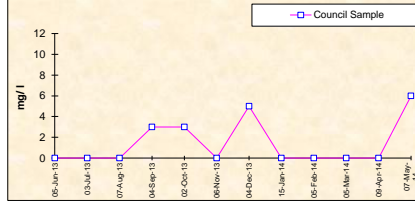
Frequency	Date Sample Obtained	Date Result Obtained	Unit Of Measurement	EPA limit	Council Sample
Monthly	05-Jun-13	20-Jun-13	pH		7.4
Monthly	03-Jul-13	12-Jul-13	pH		7.5
Monthly	07-Aug-13	14-Aug-13	pH		7.3
Monthly	04-Sep-13	13-Sep-13	pH		7.6
Monthly	02-Oct-13	11-Oct-13	pH		7.4
Monthly	06-Nov-13	14-Nov-13	pH		7.4
Monthly	04-Dec-13	18-Dec-13	pH		7.5
Monthly	15-Jan-14	28-Jan-14	pH		7.6
Monthly	05-Feb-14	19-Feb-14	pH		7.5
Monthly	05-Mar-14	17-Mar-14	pH		7.5
Monthly	09-Apr-14	23-Apr-14	pH		7.6
Monthly	07-May-14	19-May-14	pH		7.9





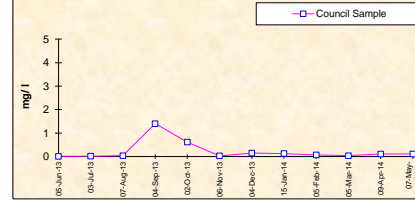
**BOD**

Frequency	Date Sample Obtained	Date Result Obtained	Unit Of Measurement	EPA limit	Council Sample
Monthly	05-Jun-13	20-Jun-13	milligrams per litre	MONITORING	<2
Monthly	03-Jul-13	12-Jul-13	milligrams per litre		<2
Monthly	07-Aug-13	14-Aug-13	milligrams per litre		<2
Monthly	04-Sep-13	13-Sep-13	milligrams per litre		3
Monthly	02-Oct-13	11-Oct-13	milligrams per litre	CONDITION	<2
Monthly	06-Nov-13	14-Nov-13	milligrams per litre		5
Monthly	04-Dec-13	18-Dec-13	milligrams per litre		<2
Monthly	15-Jan-14	28-Jan-14	milligrams per litre		<2
Monthly	05-Feb-14	19-Feb-14	milligrams per litre		<2
Monthly	05-Mar-14	17-Mar-14	milligrams per litre		<2
Monthly	09-Apr-14	23-Apr-14	milligrams per litre		<2
Monthly	07-May-14	19-May-14	milligrams per litre		6



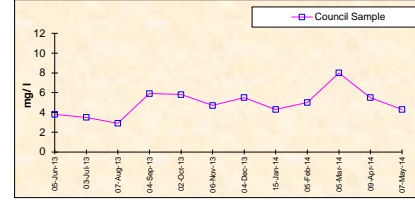
**NITROGEN (Ammonia)**

Frequency	Date Sample Obtained	Date Result Obtained	Unit Of Measurement	EPA limit	Council Sample
Monthly	05-Jun-13	20-Jun-13	milligrams per litre	MONITORING	0.01
Monthly	03-Jul-13	12-Jul-13	milligrams per litre		0.02
Monthly	07-Aug-13	14-Aug-13	milligrams per litre		0.04
Monthly	04-Sep-13	13-Sep-13	milligrams per litre		1.40
Monthly	02-Oct-13	11-Oct-13	milligrams per litre	CONDITION	0.62
Monthly	06-Nov-13	14-Nov-13	milligrams per litre		0.03
Monthly	04-Dec-13	18-Dec-13	milligrams per litre		0.15
Monthly	15-Jan-14	28-Jan-14	milligrams per litre		0.13
Monthly	05-Feb-14	19-Feb-14	milligrams per litre		0.07
Monthly	05-Mar-14	17-Mar-14	milligrams per litre		0.04
Monthly	09-Apr-14	23-Apr-14	milligrams per litre		0.11
Monthly	07-May-14	19-May-14	milligrams per litre		0.11



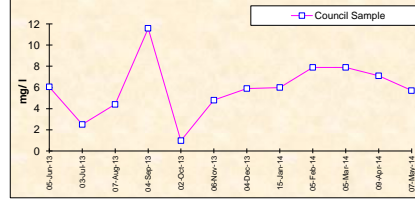
**NITROGEN (Total)**

Frequency	Date Sample Obtained	Date Result Obtained	Unit Of Measurement	EPA limit	Council Sample
Monthly	05-Jun-13	20-Jun-13	milligrams per litre	MONITORING	3.8
Monthly	03-Jul-13	12-Jul-13	milligrams per litre		3.5
Monthly	07-Aug-13	14-Aug-13	milligrams per litre		2.9
Monthly	04-Sep-13	13-Sep-13	milligrams per litre		5.9
Monthly	02-Oct-13	11-Oct-13	milligrams per litre	CONDITION	5.8
Monthly	06-Nov-13	14-Nov-13	milligrams per litre		4.7
Monthly	04-Dec-13	18-Dec-13	milligrams per litre		5.5
Monthly	15-Jan-14	28-Jan-14	milligrams per litre		4.3
Monthly	05-Feb-14	19-Feb-14	milligrams per litre		5.0
Monthly	05-Mar-14	17-Mar-14	milligrams per litre		8.0
Monthly	09-Apr-14	23-Apr-14	milligrams per litre		5.5
Monthly	07-May-14	19-May-14	milligrams per litre		4.3



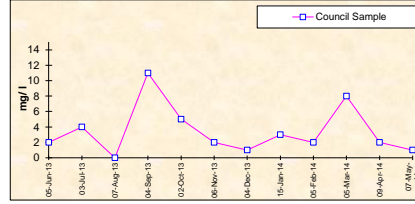
**PHOSPHORUS (Total)**

Frequency	Date Sample Obtained	Date Result Obtained	Unit Of Measurement	EPA limit	Council Sample
Monthly	05-Jun-13	20-Jun-13	milligrams per litre	MONITORING	6.1
Monthly	03-Jul-13	12-Jul-13	milligrams per litre		2.5
Monthly	07-Aug-13	14-Aug-13	milligrams per litre		4.4
Monthly	04-Sep-13	13-Sep-13	milligrams per litre		11.6
Monthly	02-Oct-13	11-Oct-13	milligrams per litre	CONDITION	1.0
Monthly	06-Nov-13	14-Nov-13	milligrams per litre		4.8
Monthly	04-Dec-13	18-Dec-13	milligrams per litre		5.3
Monthly	15-Jan-14	28-Jan-14	milligrams per litre		6.0
Monthly	05-Feb-14	19-Feb-14	milligrams per litre		7.9
Monthly	05-Mar-14	17-Mar-14	milligrams per litre		7.9
Monthly	09-Apr-14	23-Apr-14	milligrams per litre		7.1
Monthly	07-May-14	19-May-14	milligrams per litre		5.7



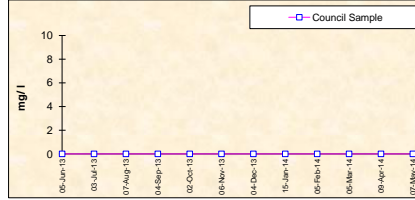
**TOTAL SUSPENDED SOLIDS**

Frequency	Date Sample Obtained	Date Result Obtained	Unit Of Measurement	EPA limit	Council Sample
Monthly	05-Jun-13	20-Jun-13	milligrams per litre	MONITORING	2
Monthly	03-Jul-13	12-Jul-13	milligrams per litre		4
Monthly	07-Aug-13	14-Aug-13	milligrams per litre		<1
Monthly	04-Sep-13	13-Sep-13	milligrams per litre		11
Monthly	02-Oct-13	11-Oct-13	milligrams per litre	CONDITION	5
Monthly	06-Nov-13	14-Nov-13	milligrams per litre		2
Monthly	04-Dec-13	18-Dec-13	milligrams per litre		1
Monthly	15-Jan-14	28-Jan-14	milligrams per litre		3
Monthly	05-Feb-14	19-Feb-14	milligrams per litre		2
Monthly	05-Mar-14	17-Mar-14	milligrams per litre		9
Monthly	09-Apr-14	23-Apr-14	milligrams per litre		2
Monthly	07-May-14	19-May-14	milligrams per litre		1



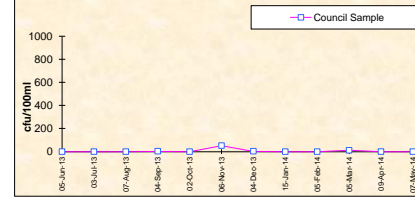
**OIL AND GREASE**

Frequency	Date Sample Obtained	Date Result Obtained	Unit Of Measurement	EPA limit	Council Sample
Monthly	05-Jun-13	07-Jun-13	milligrams per litre	MONITORING	<1
Monthly	03-Jul-13	12-Jul-13	milligrams per litre		<1
Monthly	07-Aug-13	14-Aug-13	milligrams per litre		<1
Monthly	04-Sep-13	13-Sep-13	milligrams per litre		<1
Monthly	02-Oct-13	11-Oct-13	milligrams per litre	CONDITION	<1
Monthly	06-Nov-13	14-Nov-13	milligrams per litre		<1
Monthly	04-Dec-13	18-Dec-13	milligrams per litre		<1
Monthly	15-Jan-14	28-Jan-14	milligrams per litre		<1
Monthly	05-Feb-14	19-Feb-14	milligrams per litre		<1
Monthly	05-Mar-14	17-Mar-14	milligrams per litre		<1
Monthly	09-Apr-14	23-Apr-14	milligrams per litre		<1
Monthly	07-May-14	19-May-14	milligrams per litre		<1



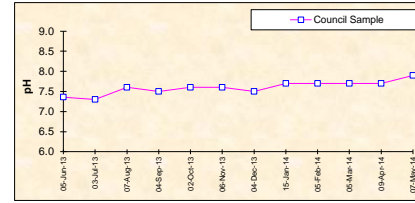
**FAECAL COLIFORMS**

Frequency	Date Sample Obtained	Date Result Obtained	Unit Of Measurement	EPA limit	Council Sample
Monthly	05-Jun-13	20-Jun-13	colony forming units per 100 millilitres	MONITORING	<1
Monthly	03-Jul-13	12-Jul-13	colony forming units per 100 millilitres		<1
Monthly	07-Aug-13	14-Aug-13	colony forming units per 100 millilitres		<1
Monthly	04-Sep-13	13-Sep-13	colony forming units per 100 millilitres		3
Monthly	02-Oct-13	11-Oct-13	colony forming units per 100 millilitres	CONDITION	<1
Monthly	06-Nov-13	14-Nov-13	colony forming units per 100 millilitres		52
Monthly	04-Dec-13	18-Dec-13	colony forming units per 100 millilitres		3
Monthly	15-Jan-14	28-Jan-14	colony forming units per 100 millilitres		<1
Monthly	05-Feb-14	19-Feb-14	colony forming units per 100 millilitres		<1
Monthly	05-Mar-14	17-Mar-14	colony forming units per 100 millilitres		12
Monthly	09-Apr-14	23-Apr-14	colony forming units per 100 millilitres		<1
Monthly	07-May-14	19-May-14	colony forming units per 100 millilitres		<1



**pH**

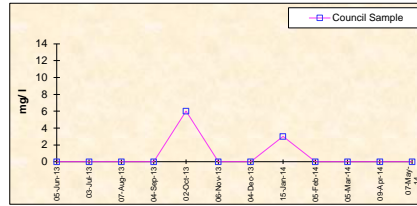
Frequency	Date Sample Obtained	Date Result Obtained	Unit Of Measurement	EPA limit	Council Sample
Monthly	05-Jun-13	20-Jun-13	pH	MONITORING	7.4
Monthly	03-Jul-13	12-Jul-13	pH		7.3
Monthly	07-Aug-13	14-Aug-13	pH		7.6
Monthly	04-Sep-13	13-Sep-13	pH		7.5
Monthly	02-Oct-13	11-Oct-13	pH	CONDITION	7.6
Monthly	06-Nov-13	14-Nov-13	pH		7.6
Monthly	04-Dec-13	18-Dec-13	pH		7.5
Monthly	15-Jan-14	28-Jan-14	pH		7.7
Monthly	05-Feb-14	19-Feb-14	pH		7.7
Monthly	05-Mar-14	17-Mar-14	pH		7.7
Monthly	09-Apr-14	23-Apr-14	pH		7.7
Monthly	07-May-14	19-May-14	pH		7.9





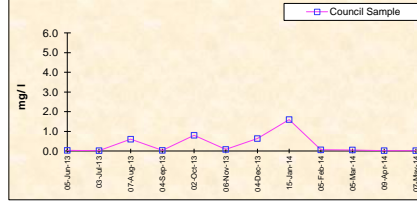
**BOD**

Frequency	Date Sample Obtained	Date Result Obtained	Unit Of Measurement	EPA limit	Council Sample
Monthly	05-Jun-13	20-Jun-13	milligrams per litre	MONITORING	<2
Monthly	03-Jul-13	12-Jul-13	milligrams per litre		<2
Monthly	07-Aug-13	14-Aug-13	milligrams per litre		<2
Monthly	04-Sep-13	13-Sep-13	milligrams per litre		<2
Monthly	02-Oct-13	11-Oct-13	milligrams per litre	CONDITION	6
Monthly	06-Nov-13	14-Nov-13	milligrams per litre		<2
Monthly	04-Dec-13	18-Dec-13	milligrams per litre		<2
Monthly	15-Jan-14	28-Jan-14	milligrams per litre		3
Monthly	05-Feb-14	19-Feb-14	milligrams per litre		<2
Monthly	05-Mar-14	17-Mar-14	milligrams per litre		<2
Monthly	09-Apr-14	23-Apr-14	milligrams per litre		<2
Monthly	07-May-14	19-May-14	milligrams per litre		<2



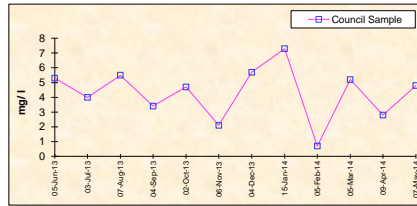
**NITROGEN (Ammonia)**

Frequency	Date Sample Obtained	Date Result Obtained	Unit Of Measurement	EPA limit	Council Sample
Monthly	05-Jun-13	20-Jun-13	milligrams per litre	MONITORING	0.03
Monthly	03-Jul-13	12-Jul-13	milligrams per litre		0.02
Monthly	07-Aug-13	14-Aug-13	milligrams per litre		0.60
Monthly	04-Sep-13	13-Sep-13	milligrams per litre		0.03
Monthly	02-Oct-13	11-Oct-13	milligrams per litre	CONDITION	0.80
Monthly	06-Nov-13	14-Nov-13	milligrams per litre		0.08
Monthly	04-Dec-13	18-Dec-13	milligrams per litre		0.63
Monthly	15-Jan-14	28-Jan-14	milligrams per litre		1.60
Monthly	05-Feb-14	19-Feb-14	milligrams per litre		0.06
Monthly	05-Mar-14	17-Mar-14	milligrams per litre		0.05
Monthly	09-Apr-14	23-Apr-14	milligrams per litre		0.02
Monthly	07-May-14	19-May-14	milligrams per litre		0.02



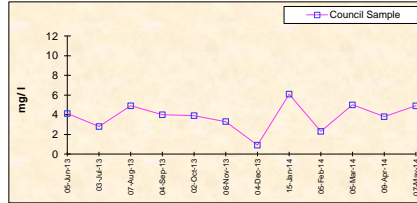
**NITROGEN (Total)**

Frequency	Date Sample Obtained	Date Result Obtained	Unit Of Measurement	EPA limit	Council Sample
Monthly	05-Jun-13	20-Jun-13	milligrams per litre	MONITORING	5.3
Monthly	03-Jul-13	12-Jul-13	milligrams per litre		4.0
Monthly	07-Aug-13	14-Aug-13	milligrams per litre		5.5
Monthly	04-Sep-13	13-Sep-13	milligrams per litre		3.4
Monthly	02-Oct-13	11-Oct-13	milligrams per litre	CONDITION	4.7
Monthly	06-Nov-13	14-Nov-13	milligrams per litre		2.1
Monthly	04-Dec-13	18-Dec-13	milligrams per litre		5.7
Monthly	15-Jan-14	28-Jan-14	milligrams per litre		7.3
Monthly	05-Feb-14	19-Feb-14	milligrams per litre		0.7
Monthly	05-Mar-14	17-Mar-14	milligrams per litre		5.2
Monthly	09-Apr-14	23-Apr-14	milligrams per litre		2.8
Monthly	07-May-14	19-May-14	milligrams per litre		4.8



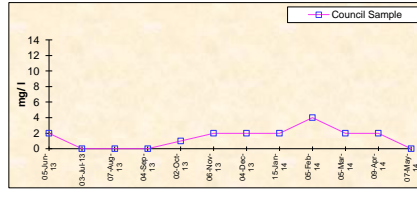
**PHOSPHORUS (Total)**

Frequency	Date Sample Obtained	Date Result Obtained	Unit Of Measurement	EPA limit	Council Sample
Monthly	05-Jun-13	20-Jun-13	milligrams per litre	MONITORING	4.1
Monthly	03-Jul-13	12-Jul-13	milligrams per litre		2.8
Monthly	07-Aug-13	14-Aug-13	milligrams per litre		4.9
Monthly	04-Sep-13	13-Sep-13	milligrams per litre		4.0
Monthly	02-Oct-13	11-Oct-13	milligrams per litre	CONDITION	3.9
Monthly	06-Nov-13	14-Nov-13	milligrams per litre		3.3
Monthly	04-Dec-13	18-Dec-13	milligrams per litre		0.9
Monthly	15-Jan-14	28-Jan-14	milligrams per litre		6.1
Monthly	05-Feb-14	19-Feb-14	milligrams per litre		2.3
Monthly	05-Mar-14	17-Mar-14	milligrams per litre		5.0
Monthly	09-Apr-14	23-Apr-14	milligrams per litre		3.8
Monthly	07-May-14	19-May-14	milligrams per litre		4.9



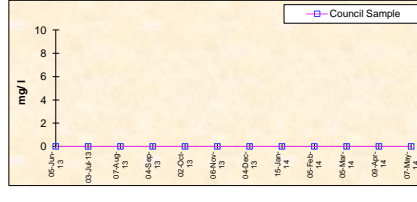
**TOTAL SUSPENDED SOLIDS**

Frequency	Date Sample Obtained	Date Result Obtained	Unit Of Measurement	EPA limit	Council Sample
Monthly	05-Jun-13	20-Jun-13	milligrams per litre	MONITORING	2
Monthly	03-Jul-13	12-Jul-13	milligrams per litre		<1
Monthly	07-Aug-13	14-Aug-13	milligrams per litre		<1
Monthly	04-Sep-13	13-Sep-13	milligrams per litre		<1
Monthly	02-Oct-13	11-Oct-13	milligrams per litre	CONDITION	1
Monthly	06-Nov-13	14-Nov-13	milligrams per litre		2
Monthly	04-Dec-13	18-Dec-13	milligrams per litre		2
Monthly	15-Jan-14	28-Jan-14	milligrams per litre		2
Monthly	05-Feb-14	19-Feb-14	milligrams per litre		4
Monthly	05-Mar-14	17-Mar-14	milligrams per litre		2
Monthly	09-Apr-14	23-Apr-14	milligrams per litre		2
Monthly	07-May-14	19-May-14	milligrams per litre		<1



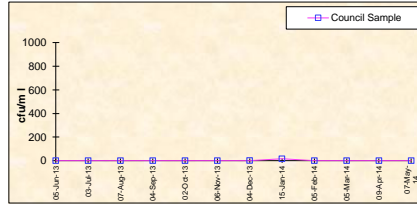
**OIL AND GREASE**

Frequency	Date Sample Obtained	Date Result Obtained	Unit Of Measurement	EPA limit	Council Sample
Monthly	05-Jun-13	07-Jun-13	milligrams per litre	MONITORING	<1
Monthly	03-Jul-13	12-Jul-13	milligrams per litre		<1
Monthly	07-Aug-13	14-Aug-13	milligrams per litre		<1
Monthly	04-Sep-13	13-Sep-13	milligrams per litre		<1
Monthly	02-Oct-13	11-Oct-13	milligrams per litre	CONDITION	<1
Monthly	06-Nov-13	14-Nov-13	milligrams per litre		<1
Monthly	04-Dec-13	18-Dec-13	milligrams per litre		<1
Monthly	15-Jan-14	28-Jan-14	milligrams per litre		<1
Monthly	05-Feb-14	19-Feb-14	milligrams per litre		<1
Monthly	05-Mar-14	17-Mar-14	milligrams per litre		<1
Monthly	09-Apr-14	23-Apr-14	milligrams per litre		<1
Monthly	07-May-14	19-May-14	milligrams per litre		<1



**FAECAL COLIFORMS**

Frequency	Date Sample Obtained	Date Result Obtained	Unit Of Measurement	EPA limit	Council Sample
Monthly	05-Jun-13	20-Jun-13	colony forming units per 100 millilitres	MONITORING	<1
Monthly	03-Jul-13	12-Jul-13	colony forming units per 100 millilitres		<1
Monthly	07-Aug-13	14-Aug-13	colony forming units per 100 millilitres		<1
Monthly	04-Sep-13	13-Sep-13	colony forming units per 100 millilitres		<1
Monthly	02-Oct-13	11-Oct-13	colony forming units per 100 millilitres	CONDITION	<1
Monthly	06-Nov-13	14-Nov-13	colony forming units per 100 millilitres		<1
Monthly	04-Dec-13	18-Dec-13	colony forming units per 100 millilitres		1
Monthly	15-Jan-14	28-Jan-14	colony forming units per 100 millilitres		15
Monthly	05-Feb-14	19-Feb-14	colony forming units per 100 millilitres		<1
Monthly	05-Mar-14	17-Mar-14	colony forming units per 100 millilitres		<1
Monthly	09-Apr-14	23-Apr-14	colony forming units per 100 millilitres		<1
Monthly	07-May-14	19-May-14	colony forming units per 100 millilitres		<1



**pH**

Frequency	Date Sample Obtained	Date Result Obtained	Unit Of Measurement	EPA limit	Council Sample
Monthly	05-Jun-13	20-Jun-13	pH	MONITORING	7.6
Monthly	03-Jul-13	12-Jul-13	pH		7.5
Monthly	07-Aug-13	14-Aug-13	pH		7.6
Monthly	04-Sep-13	13-Sep-13	pH		7.7
Monthly	02-Oct-13	11-Oct-13	pH	CONDITION	7.6
Monthly	06-Nov-13	14-Nov-13	pH		7.8
Monthly	04-Dec-13	18-Dec-13	pH		7.5
Monthly	15-Jan-14	28-Jan-14	pH		7.9
Monthly	05-Feb-14	19-Feb-14	pH		8.0
Monthly	05-Mar-14	17-Mar-14	pH		7.6
Monthly	09-Apr-14	23-Apr-14	pH		7.8
Monthly	07-May-14	19-May-14	pH		7.8

