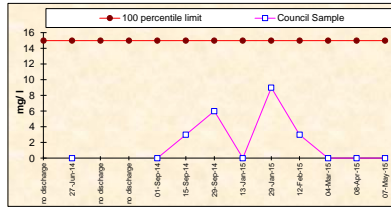


**REMS Discharge to Ocean (Penguin Head Culburra Beach) Wastewater Monitoring Results**  
 Licensee: Shoalhaven City Council, Shoalhaven Water, PO Box 42, Nowra 2541  
 Environment Protection Licence No. 2419 EPA ID No. 2



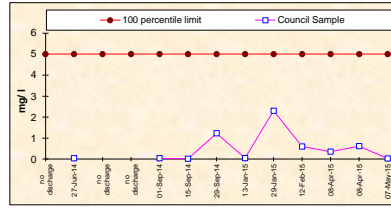
**BOD**

Frequency	Date Sample Obtained	Date Result Obtained	Unit Of Measurement	100 percentile limit	Council Sample
Special Frequency 1	no discharge		milligrams per litre	15	
Special Frequency 1	27-Jun-14	07-Jul-14	milligrams per litre	15	<2
Special Frequency 1	no discharge		milligrams per litre	15	
Special Frequency 1	no discharge		milligrams per litre	15	
Special Frequency 1	01-Sep-14	12-Sep-14	milligrams per litre	15	<2
Special Frequency 1	15-Sep-14	23-Sep-14	milligrams per litre	15	3
Special Frequency 1	29-Sep-14	08-Oct-14	milligrams per litre	15	6
Special Frequency 1	13-Jan-15	28-Jan-15	milligrams per litre	15	<2
Special Frequency 1	29-Jan-15	13-Feb-15	milligrams per litre	15	9
Special Frequency 1	12-Feb-15	26-Feb-15	milligrams per litre	15	3
Special Frequency 1	04-Mar-15	17-Mar-15	milligrams per litre	15	<2
Special Frequency 1	08-Apr-15	20-Apr-15	milligrams per litre	15	<2
Special Frequency 1	07-May-15	20-May-15	milligrams per litre	15	<2



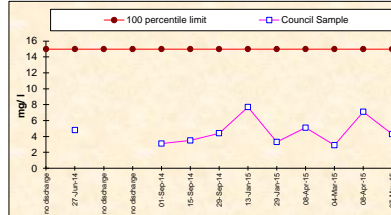
**NITROGEN (Ammonia)**

Frequency	Date Sample Obtained	Date Result Obtained	Unit Of Measurement	100 percentile limit	Council Sample
Special Frequency 1	no discharge		milligrams per litre	5	
Special Frequency 1	27-Jun-14	07-Jul-14	milligrams per litre	5	0.04
Special Frequency 1	no discharge		milligrams per litre	5	
Special Frequency 1	no discharge		milligrams per litre	5	
Special Frequency 1	01-Sep-14	12-Sep-14	milligrams per litre	5	0.04
Special Frequency 1	15-Sep-14	23-Sep-14	milligrams per litre	5	0.02
Special Frequency 1	29-Sep-14	08-Oct-14	milligrams per litre	5	1.23
Special Frequency 1	13-Jan-15	28-Jan-15	milligrams per litre	5	0.05
Special Frequency 1	29-Jan-15	13-Feb-15	milligrams per litre	5	2.30
Special Frequency 1	12-Feb-15	26-Feb-15	milligrams per litre	5	0.60
Special Frequency 1	08-Apr-15	20-Apr-15	milligrams per litre	5	0.36
Special Frequency 1	08-Apr-15	20-Apr-15	milligrams per litre	5	0.62
Special Frequency 1	07-May-15	20-May-15	milligrams per litre	5	0.03



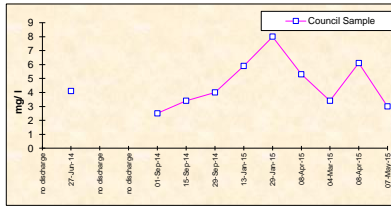
**NITROGEN (Total)**

Frequency	Date Sample Obtained	Date Result Obtained	Unit Of Measurement	100 percentile limit	Council Sample
Special Frequency 1	no discharge		milligrams per litre	15	
Special Frequency 1	27-Jun-14	07-Jul-14	milligrams per litre	15	4.8
Special Frequency 1	no discharge		milligrams per litre	15	
Special Frequency 1	no discharge		milligrams per litre	15	
Special Frequency 1	01-Sep-14	12-Sep-14	milligrams per litre	15	3.1
Special Frequency 1	15-Sep-14	23-Sep-14	milligrams per litre	15	3.5
Special Frequency 1	29-Sep-14	08-Oct-14	milligrams per litre	15	4.4
Special Frequency 1	13-Jan-15	28-Jan-15	milligrams per litre	15	7.7
Special Frequency 1	29-Jan-15	13-Feb-15	milligrams per litre	15	3.3
Special Frequency 1	08-Apr-15	20-Apr-15	milligrams per litre	15	5.1
Special Frequency 1	04-Mar-15	17-Mar-15	milligrams per litre	15	2.9
Special Frequency 1	08-Apr-15	20-Apr-15	milligrams per litre	15	7.1
Special Frequency 1	07-May-15	20-May-15	milligrams per litre	15	4.3



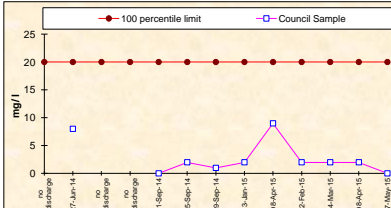
**PHOSPHORUS (Total)**

Frequency	Date Sample Obtained	Date Result Obtained	Unit Of Measurement	EPA limit	Council Sample
Special Frequency 1	no discharge		milligrams per litre		
Special Frequency 1	27-Jun-14	07-Jul-14	milligrams per litre		4.1
Special Frequency 1	no discharge		milligrams per litre		
Special Frequency 1	no discharge		milligrams per litre		
Special Frequency 1	01-Sep-14	12-Sep-14	milligrams per litre	MONITORING	2.5
Special Frequency 1	15-Sep-14	23-Sep-14	milligrams per litre		3.4
Special Frequency 1	29-Sep-14	08-Oct-14	milligrams per litre		4.0
Special Frequency 1	13-Jan-15	28-Jan-15	milligrams per litre	CONDITION	5.9
Special Frequency 1	29-Jan-15	13-Feb-15	milligrams per litre		8.0
Special Frequency 1	08-Apr-15	20-Apr-15	milligrams per litre		5.3
Special Frequency 1	04-Mar-15	17-Mar-15	milligrams per litre		3.4
Special Frequency 1	08-Apr-15	20-Apr-15	milligrams per litre		6.1
Special Frequency 1	07-May-15	20-May-15	milligrams per litre		3.0



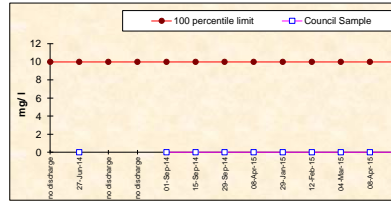
**TOTAL SUSPENDED SOLIDS**

Frequency	Date Sample Obtained	Date Result Obtained	Unit Of Measurement	100 percentile limit	Council Sample
Special Frequency 1	no discharge		milligrams per litre	20	
Special Frequency 1	27-Jun-14	07-Jul-14	milligrams per litre	20	8
Special Frequency 1	no discharge		milligrams per litre	20	
Special Frequency 1	no discharge		milligrams per litre	20	
Special Frequency 1	01-Sep-14	12-Sep-14	milligrams per litre	20	<1
Special Frequency 1	15-Sep-14	23-Sep-14	milligrams per litre	20	2
Special Frequency 1	29-Sep-14	08-Oct-14	milligrams per litre	20	1
Special Frequency 1	13-Jan-15	28-Jan-15	milligrams per litre	20	2
Special Frequency 1	08-Apr-15	20-Apr-15	milligrams per litre	20	9
Special Frequency 1	12-Feb-15	26-Feb-15	milligrams per litre	20	2
Special Frequency 1	04-Mar-15	17-Mar-15	milligrams per litre	20	2
Special Frequency 1	08-Apr-15	20-Apr-15	milligrams per litre	20	2
Special Frequency 1	07-May-15	20-May-15	milligrams per litre	20	<1



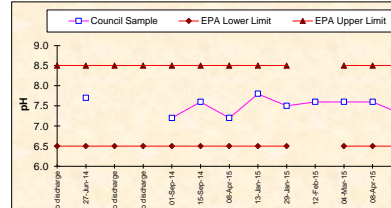
**OIL AND GREASE**

Frequency	Date Sample Obtained	Date Result Obtained	Unit Of Measurement	100 percentile limit	Council Sample
Special Frequency 1	no discharge		milligrams per litre	10	
Special Frequency 1	27-Jun-14	07-Jul-14	milligrams per litre	10	<1
Special Frequency 1	no discharge		milligrams per litre	10	
Special Frequency 1	no discharge		milligrams per litre	10	
Special Frequency 1	01-Sep-14	12-Sep-14	milligrams per litre	10	<1
Special Frequency 1	15-Sep-14	23-Sep-14	milligrams per litre	10	<1
Special Frequency 1	29-Sep-14	08-Oct-14	milligrams per litre	10	<1
Special Frequency 1	08-Apr-15	20-Apr-15	milligrams per litre	10	<1
Special Frequency 1	29-Jan-15	13-Feb-15	milligrams per litre	10	<1
Special Frequency 1	12-Feb-15	26-Feb-15	milligrams per litre	10	<1
Special Frequency 1	04-Mar-15	17-Mar-15	milligrams per litre	10	<1
Special Frequency 1	08-Apr-15	20-Apr-15	milligrams per litre	10	<1
Special Frequency 1	07-May-15	20-May-15	milligrams per litre	10	<1



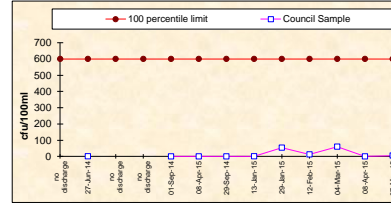
**pH**

Frequency	Date Sample Obtained	Date Result Obtained	Unit Of Measurement	100 percentile limit	Council Sample
Special Frequency 1	no discharge		pH	6.5-8.5	
Special Frequency 1	27-Jun-14	07-Jul-14	pH	6.5-8.5	7.7
Special Frequency 1	no discharge		pH	6.5-8.5	
Special Frequency 1	no discharge		pH	6.5-8.5	
Special Frequency 1	01-Sep-14	12-Sep-14	pH	6.5-8.5	7.2
Special Frequency 1	15-Sep-14	23-Sep-14	pH	6.5-8.5	7.6
Special Frequency 1	08-Apr-15	20-Apr-15	pH	6.5-8.5	7.2
Special Frequency 1	13-Jan-15	28-Jan-15	pH	6.5-8.5	7.8
Special Frequency 1	29-Jan-15	13-Feb-15	pH	6.5-8.5	7.5
Special Frequency 1	12-Feb-15	26-Feb-15	pH	6.5-8.5	7.6
Special Frequency 1	04-Mar-15	17-Mar-15	pH	6.5-8.5	7.6
Special Frequency 1	08-Apr-15	20-Apr-15	pH	6.5-8.5	7.6
Special Frequency 1	07-May-15	20-May-15	pH	6.5-8.5	7.3



**FAECAL COLIFORMS**

Frequency	Date Sample Obtained	Date Result Obtained	Unit Of Measurement	100 percentile limit	Council Sample
Special Frequency 1	no discharge		colony forming units per 100 millilitres	600	
Special Frequency 1	27-Jun-14	07-Jul-14	colony forming units per 100 millilitres	600	1
Special Frequency 1	no discharge		colony forming units per 100 millilitres	600	
Special Frequency 1	no discharge		colony forming units per 100 millilitres	600	
Special Frequency 1	01-Sep-14	12-Sep-14	colony forming units per 100 millilitres	600	<1
Special Frequency 1	08-Apr-15	20-Apr-15	colony forming units per 100 millilitres	600	<1
Special Frequency 1	29-Sep-14	08-Oct-14	colony forming units per 100 millilitres	600	<1
Special Frequency 1	13-Jan-15	28-Jan-15	colony forming units per 100 millilitres	600	1
Special Frequency 1	29-Jan-15	13-Feb-15	colony forming units per 100 millilitres	600	54
Special Frequency 1	12-Feb-15	26-Feb-15	colony forming units per 100 millilitres	600	12
Special Frequency 1	04-Mar-15	17-Mar-15	colony forming units per 100 millilitres	600	60
Special Frequency 1	08-Apr-15	20-Apr-15	colony forming units per 100 millilitres	600	<1
Special Frequency 1	07-May-15	20-May-15	colony forming units per 100 millilitres	600	5



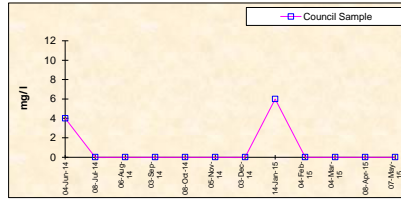


**St Georges Basin Wastewater Treatment Plant - Monitoring Summary**  
 Licensee: Shoalhaven City Council, Shoalhaven Water, PO Box 42, Nowra 2541  
 Environment Protection Licence No. 2419 EPA ID No. 14



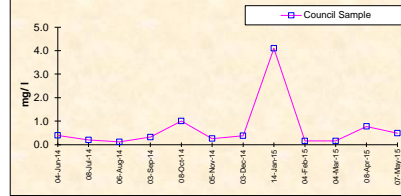
**BOD**

Frequency	Date Sample Obtained	Date Result Obtained	Unit Of Measurement	EPA limit	Council Sample
Monthly	04-Jun-14	18-Jun-14	milligrams per litre		4
Monthly	08-Jul-14	22-Jul-14	milligrams per litre		<2
Monthly	06-Aug-14	14-Aug-14	milligrams per litre		<2
Monthly	03-Sep-14	12-Sep-14	milligrams per litre	MONITORING	<2
Monthly	08-Oct-14	20-Oct-14	milligrams per litre		<2
Monthly	05-Nov-14	17-Nov-14	milligrams per litre		<2
Monthly	03-Dec-14	17-Dec-14	milligrams per litre	CONDITION	<2
Monthly	14-Jan-15	27-Jan-15	milligrams per litre		6
Monthly	04-Feb-15	17-Feb-15	milligrams per litre		<2
Monthly	04-Mar-15	17-Mar-15	milligrams per litre		<2
Monthly	08-Apr-15	20-Apr-15	milligrams per litre		<2
Monthly	07-May-15	20-May-15	milligrams per litre		<2



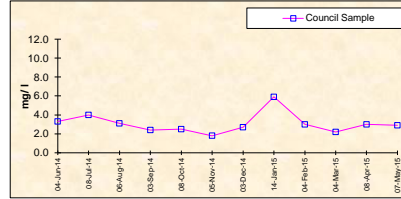
**NITROGEN (Ammonia)**

Frequency	Date Sample Obtained	Date Result Obtained	Unit Of Measurement	EPA limit	Council Sample
Monthly	04-Jun-14	18-Jun-14	milligrams per litre		0.40
Monthly	08-Jul-14	22-Jul-14	milligrams per litre		0.20
Monthly	06-Aug-14	14-Aug-14	milligrams per litre		0.12
Monthly	03-Sep-14	12-Sep-14	milligrams per litre	MONITORING	0.32
Monthly	08-Oct-14	20-Oct-14	milligrams per litre		1.01
Monthly	05-Nov-14	17-Nov-14	milligrams per litre		0.26
Monthly	03-Dec-14	17-Dec-14	milligrams per litre	CONDITION	0.38
Monthly	14-Jan-15	27-Jan-15	milligrams per litre		4.10
Monthly	04-Feb-15	17-Feb-15	milligrams per litre		0.16
Monthly	04-Mar-15	17-Mar-15	milligrams per litre		0.16
Monthly	08-Apr-15	20-Apr-15	milligrams per litre		0.78
Monthly	07-May-15	20-May-15	milligrams per litre		0.49



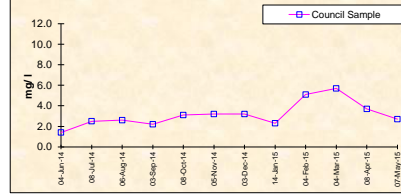
**NITROGEN (Total)**

Frequency	Date Sample Obtained	Date Result Obtained	Unit Of Measurement	EPA limit	Council Sample
Monthly	04-Jun-14	18-Jun-14	milligrams per litre		3.3
Monthly	08-Jul-14	22-Jul-14	milligrams per litre		4.0
Monthly	06-Aug-14	14-Aug-14	milligrams per litre		3.1
Monthly	03-Sep-14	12-Sep-14	milligrams per litre	MONITORING	2.4
Monthly	08-Oct-14	20-Oct-14	milligrams per litre		5.7
Monthly	05-Nov-14	17-Nov-14	milligrams per litre		1.8
Monthly	03-Dec-14	17-Dec-14	milligrams per litre	CONDITION	2.7
Monthly	14-Jan-15	27-Jan-15	milligrams per litre		5.9
Monthly	04-Feb-15	17-Feb-15	milligrams per litre		3.0
Monthly	04-Mar-15	17-Mar-15	milligrams per litre		2.2
Monthly	08-Apr-15	20-Apr-15	milligrams per litre		3.0
Monthly	07-May-15	20-May-15	milligrams per litre		2.9



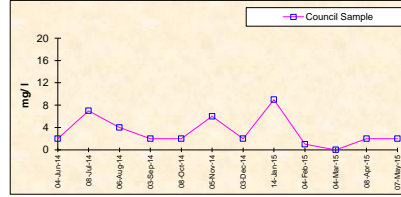
**PHOSPHORUS (Total)**

Frequency	Date Sample Obtained	Date Result Obtained	Unit Of Measurement	EPA limit	Council Sample
Monthly	04-Jun-14	18-Jun-14	milligrams per litre		1.4
Monthly	08-Jul-14	22-Jul-14	milligrams per litre		2.5
Monthly	06-Aug-14	14-Aug-14	milligrams per litre		2.6
Monthly	03-Sep-14	12-Sep-14	milligrams per litre	MONITORING	2.2
Monthly	08-Oct-14	20-Oct-14	milligrams per litre		3.1
Monthly	05-Nov-14	17-Nov-14	milligrams per litre		3.2
Monthly	03-Dec-14	17-Dec-14	milligrams per litre	CONDITION	3.2
Monthly	14-Jan-15	27-Jan-15	milligrams per litre		2.3
Monthly	04-Feb-15	17-Feb-15	milligrams per litre		5.1
Monthly	04-Mar-15	17-Mar-15	milligrams per litre		3.7
Monthly	08-Apr-15	20-Apr-15	milligrams per litre		3.7
Monthly	07-May-15	20-May-15	milligrams per litre		2.7



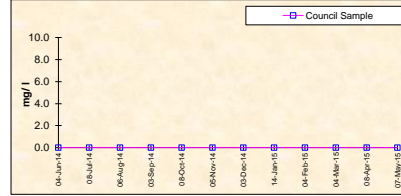
**TOTAL SUSPENDED SOLIDS**

Frequency	Date Sample Obtained	Date Result Obtained	Unit Of Measurement	EPA limit	Council Sample
Monthly	04-Jun-14	18-Jun-14	milligrams per litre		2
Monthly	08-Jul-14	22-Jul-14	milligrams per litre		7
Monthly	06-Aug-14	14-Aug-14	milligrams per litre		4
Monthly	03-Sep-14	12-Sep-14	milligrams per litre	MONITORING	2
Monthly	08-Oct-14	20-Oct-14	milligrams per litre		2
Monthly	05-Nov-14	17-Nov-14	milligrams per litre		6
Monthly	03-Dec-14	17-Dec-14	milligrams per litre	CONDITION	2
Monthly	14-Jan-15	27-Jan-15	milligrams per litre		9
Monthly	04-Feb-15	17-Feb-15	milligrams per litre		1
Monthly	04-Mar-15	17-Mar-15	milligrams per litre		<1
Monthly	08-Apr-15	20-Apr-15	milligrams per litre		2
Monthly	07-May-15	20-May-15	milligrams per litre		2



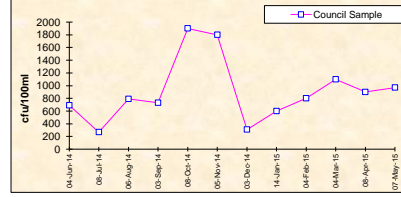
**OIL AND GREASE**

Frequency	Date Sample Obtained	Date Result Obtained	Unit Of Measurement	EPA limit	Council Sample
Monthly	04-Jun-14	18-Jun-14	milligrams per litre		<1
Monthly	08-Jul-14	22-Jul-14	milligrams per litre		<1
Monthly	06-Aug-14	14-Aug-14	milligrams per litre		<1
Monthly	03-Sep-14	12-Sep-14	milligrams per litre	MONITORING	<1
Monthly	08-Oct-14	20-Oct-14	milligrams per litre		<1
Monthly	05-Nov-14	17-Nov-14	milligrams per litre		<1
Monthly	03-Dec-14	17-Dec-14	milligrams per litre	CONDITION	<1
Monthly	14-Jan-15	27-Jan-15	milligrams per litre		<1
Monthly	04-Feb-15	17-Feb-15	milligrams per litre		<1
Monthly	04-Mar-15	17-Mar-15	milligrams per litre		<1
Monthly	08-Apr-15	20-Apr-15	milligrams per litre		<1
Monthly	07-May-15	20-May-15	milligrams per litre		<1



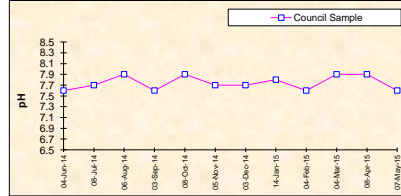
**FAECAL COLIFORMS**

Frequency	Date Sample Obtained	Date Result Obtained	Unit Of Measurement	EPA limit	Council Sample
Monthly	04-Jun-14	18-Jun-14	colony forming units per 100 millilitres		690
Monthly	08-Jul-14	22-Jul-14	colony forming units per 100 millilitres		270
Monthly	06-Aug-14	14-Aug-14	colony forming units per 100 millilitres		790
Monthly	03-Sep-14	12-Sep-14	colony forming units per 100 millilitres	MONITORING	730
Monthly	08-Oct-14	20-Oct-14	colony forming units per 100 millilitres		1900
Monthly	05-Nov-14	17-Nov-14	colony forming units per 100 millilitres		1800
Monthly	03-Dec-14	17-Dec-14	colony forming units per 100 millilitres	CONDITION	310
Monthly	14-Jan-15	27-Jan-15	colony forming units per 100 millilitres		600
Monthly	04-Feb-15	17-Feb-15	colony forming units per 100 millilitres		800
Monthly	04-Mar-15	17-Mar-15	colony forming units per 100 millilitres		1100
Monthly	08-Apr-15	20-Apr-15	colony forming units per 100 millilitres		900
Monthly	07-May-15	20-May-15	colony forming units per 100 millilitres		970



**pH**

Frequency	Date Sample Obtained	Date Result Obtained	Unit Of Measurement	EPA limit	Council Sample
Monthly	04-Jun-14	18-Jun-14	pH		7.6
Monthly	08-Jul-14	22-Jul-14	pH		7.7
Monthly	06-Aug-14	14-Aug-14	pH		7.9
Monthly	03-Sep-14	12-Sep-14	pH	MONITORING	7.6
Monthly	08-Oct-14	20-Oct-14	pH		7.9
Monthly	05-Nov-14	17-Nov-14	pH		7.7
Monthly	03-Dec-14	17-Dec-14	pH	CONDITION	7.7
Monthly	14-Jan-15	27-Jan-15	pH		7.8
Monthly	04-Feb-15	17-Feb-15	pH		7.6
Monthly	04-Mar-15	17-Mar-15	pH		7.9
Monthly	08-Apr-15	20-Apr-15	pH		7.9
Monthly	07-May-15	20-May-15	pH		7.6



# Vincentia Wastewater Treatment Plant - Monitoring Summary

Licensee: Shoalhaven City Council, Shoalhaven Water, PO Box 42, Nowra 2541

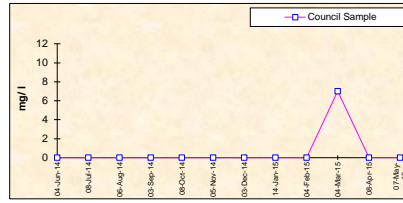
Environment Protection Licence No. 2419

EPA ID No. 15



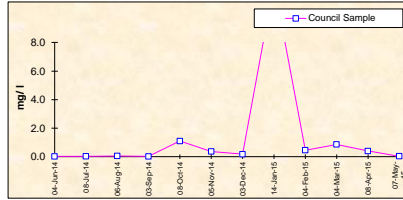
## BOD

Frequency	Date Sample Obtained	Date Result Obtained	Unit Of Measurement	EPA limit	Council Sample
Monthly	04-Jun-14	18-Jun-14	milligrams per litre		<2
Monthly	08-Jul-14	22-Jul-14	milligrams per litre		<2
Monthly	06-Aug-14	14-Aug-14	milligrams per litre		<2
Monthly	03-Sep-14	12-Sep-14	milligrams per litre	MONITORING	<2
Monthly	05-Oct-14	20-Oct-14	milligrams per litre		<2
Monthly	05-Nov-14	17-Nov-14	milligrams per litre		<2
Monthly	03-Dec-14	17-Dec-14	milligrams per litre	CONDITION	<2
Monthly	14-Jan-15	27-Jan-15	milligrams per litre		<2
Monthly	04-Feb-15	17-Feb-15	milligrams per litre		<2
Monthly	04-Mar-15	17-Mar-15	milligrams per litre		7
Monthly	08-Apr-15	20-Apr-15	milligrams per litre		<2
Monthly	07-May-15	20-May-15	milligrams per litre		<2



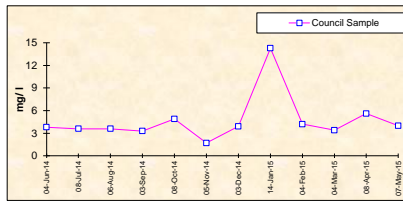
## NITROGEN (Ammonia)

Frequency	Date Sample Obtained	Date Result Obtained	Unit Of Measurement	EPA limit	Council Sample
Monthly	04-Jun-14	18-Jun-14	milligrams per litre		0.02
Monthly	08-Jul-14	22-Jul-14	milligrams per litre		0.03
Monthly	06-Aug-14	14-Aug-14	milligrams per litre		0.06
Monthly	03-Sep-14	12-Sep-14	milligrams per litre	MONITORING	0.02
Monthly	05-Oct-14	20-Oct-14	milligrams per litre		1.10
Monthly	05-Nov-14	17-Nov-14	milligrams per litre		0.37
Monthly	03-Dec-14	17-Dec-14	milligrams per litre	CONDITION	0.18
Monthly	14-Jan-15	27-Jan-15	milligrams per litre		12.10
Monthly	04-Feb-15	17-Feb-15	milligrams per litre		0.46
Monthly	04-Mar-15	17-Mar-15	milligrams per litre		0.87
Monthly	08-Apr-15	20-Apr-15	milligrams per litre		0.40
Monthly	07-May-15	20-May-15	milligrams per litre		0.04



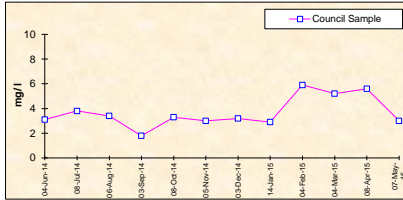
## TOTAL NITROGEN

Frequency	Date Sample Obtained	Date Result Obtained	Unit Of Measurement	EPA limit	Council Sample
Monthly	04-Jun-14	18-Jun-14	milligrams per litre		3.8
Monthly	08-Jul-14	22-Jul-14	milligrams per litre		3.6
Monthly	06-Aug-14	14-Aug-14	milligrams per litre		3.6
Monthly	03-Sep-14	12-Sep-14	milligrams per litre	MONITORING	3.3
Monthly	05-Oct-14	20-Oct-14	milligrams per litre		4.9
Monthly	05-Nov-14	17-Nov-14	milligrams per litre		1.7
Monthly	03-Dec-14	17-Dec-14	milligrams per litre	CONDITION	3.9
Monthly	14-Jan-15	27-Jan-15	milligrams per litre		14.3
Monthly	04-Feb-15	17-Feb-15	milligrams per litre		4.2
Monthly	04-Mar-15	17-Mar-15	milligrams per litre		3.4
Monthly	08-Apr-15	20-Apr-15	milligrams per litre		5.6
Monthly	07-May-15	20-May-15	milligrams per litre		4.0



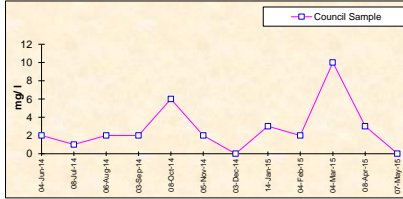
## TOTAL PHOSPHORUS

Frequency	Date Sample Obtained	Date Result Obtained	Unit Of Measurement	EPA limit	Council Sample
Monthly	04-Jun-14	18-Jun-14	milligrams per litre		3.1
Monthly	08-Jul-14	22-Jul-14	milligrams per litre		3.8
Monthly	06-Aug-14	14-Aug-14	milligrams per litre		3.4
Monthly	03-Sep-14	12-Sep-14	milligrams per litre	MONITORING	1.8
Monthly	05-Oct-14	20-Oct-14	milligrams per litre		3.3
Monthly	05-Nov-14	17-Nov-14	milligrams per litre		3.0
Monthly	03-Dec-14	17-Dec-14	milligrams per litre	CONDITION	3.2
Monthly	14-Jan-15	27-Jan-15	milligrams per litre		2.9
Monthly	04-Feb-15	17-Feb-15	milligrams per litre		5.9
Monthly	04-Mar-15	17-Mar-15	milligrams per litre		5.2
Monthly	08-Apr-15	20-Apr-15	milligrams per litre		5.6
Monthly	07-May-15	20-May-15	milligrams per litre		3.0



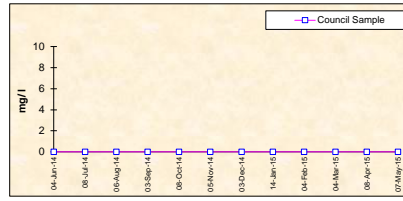
## TOTAL SUSPENDED SOLIDS

Frequency	Date Sample Obtained	Date Result Obtained	Unit Of Measurement	EPA limit	Council Sample
Monthly	04-Jun-14	18-Jun-14	milligrams per litre		2
Monthly	08-Jul-14	22-Jul-14	milligrams per litre		1
Monthly	06-Aug-14	14-Aug-14	milligrams per litre		2
Monthly	03-Sep-14	12-Sep-14	milligrams per litre	MONITORING	2
Monthly	05-Oct-14	20-Oct-14	milligrams per litre		6
Monthly	05-Nov-14	17-Nov-14	milligrams per litre		2
Monthly	03-Dec-14	17-Dec-14	milligrams per litre	CONDITION	<1
Monthly	14-Jan-15	27-Jan-15	milligrams per litre		3
Monthly	04-Feb-15	17-Feb-15	milligrams per litre		2
Monthly	04-Mar-15	17-Mar-15	milligrams per litre		10
Monthly	08-Apr-15	20-Apr-15	milligrams per litre		3
Monthly	07-May-15	20-May-15	milligrams per litre		<1



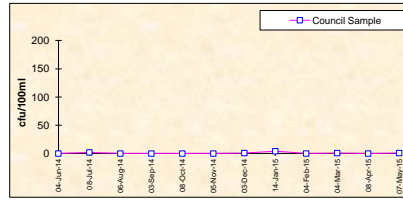
## OIL AND GREASE

Frequency	Date Sample Obtained	Date Result Obtained	Unit Of Measurement	EPA limit	Council Sample
Monthly	04-Jun-14	18-Jun-14	milligrams per litre		<1
Monthly	08-Jul-14	22-Jul-14	milligrams per litre		<1
Monthly	06-Aug-14	14-Aug-14	milligrams per litre		<1
Monthly	03-Sep-14	12-Sep-14	milligrams per litre	MONITORING	<1
Monthly	05-Oct-14	20-Oct-14	milligrams per litre		<1
Monthly	05-Nov-14	17-Nov-14	milligrams per litre		<1
Monthly	03-Dec-14	17-Dec-14	milligrams per litre	CONDITION	<1
Monthly	14-Jan-15	27-Jan-15	milligrams per litre		<1
Monthly	04-Feb-15	17-Feb-15	milligrams per litre		<1
Monthly	04-Mar-15	17-Mar-15	milligrams per litre		<1
Monthly	08-Apr-15	20-Apr-15	milligrams per litre		<1
Monthly	07-May-15	20-May-15	milligrams per litre		<1



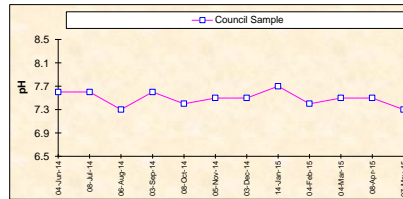
## FAECAL COLIFORMS

Frequency	Date Sample Obtained	Date Result Obtained	Unit Of Measurement	EPA limit	Council Sample
Monthly	04-Jun-14	18-Jun-14	colony forming units per 100 millilitres		<1
Monthly	08-Jul-14	22-Jul-14	colony forming units per 100 millilitres		2
Monthly	06-Aug-14	14-Aug-14	colony forming units per 100 millilitres		<1
Monthly	03-Sep-14	12-Sep-14	colony forming units per 100 millilitres	MONITORING	<1
Monthly	05-Oct-14	20-Oct-14	colony forming units per 100 millilitres		<1
Monthly	05-Nov-14	17-Nov-14	colony forming units per 100 millilitres		<1
Monthly	03-Dec-14	17-Dec-14	colony forming units per 100 millilitres	CONDITION	1
Monthly	14-Jan-15	27-Jan-15	colony forming units per 100 millilitres		4
Monthly	04-Feb-15	17-Feb-15	colony forming units per 100 millilitres		<1
Monthly	04-Mar-15	17-Mar-15	colony forming units per 100 millilitres		1
Monthly	08-Apr-15	20-Apr-15	colony forming units per 100 millilitres		<1
Monthly	07-May-15	20-May-15	colony forming units per 100 millilitres		1



## pH

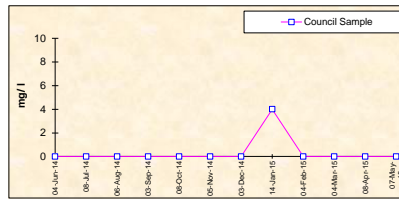
Frequency	Date Sample Obtained	Date Result Obtained	Unit Of Measurement	EPA limit	Council Sample
Monthly	04-Jun-14	18-Jun-14	pH		7.6
Monthly	08-Jul-14	22-Jul-14	pH		7.6
Monthly	06-Aug-14	14-Aug-14	pH		7.3
Monthly	03-Sep-14	12-Sep-14	pH	MONITORING	7.6
Monthly	05-Oct-14	20-Oct-14	pH		7.4
Monthly	05-Nov-14	17-Nov-14	pH		7.5
Monthly	03-Dec-14	17-Dec-14	pH	CONDITION	7.5
Monthly	14-Jan-15	27-Jan-15	pH		7.7
Monthly	04-Feb-15	17-Feb-15	pH		7.4
Monthly	04-Mar-15	17-Mar-15	pH		7.5
Monthly	08-Apr-15	20-Apr-15	pH		7.5
Monthly	07-May-15	20-May-15	pH		7.3





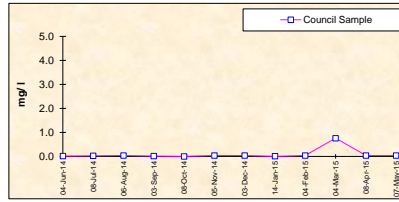
**BOD**

Frequency	Date Sample Obtained	Date Result Obtained	Unit Of Measurement	EPA limit	Council Sample
Monthly	04-Jun-14	18-Jun-14	milligrams per litre		<2
Monthly	08-Jul-14	22-Jul-14	milligrams per litre		<2
Monthly	06-Aug-14	14-Aug-14	milligrams per litre		<2
Monthly	03-Sep-14	12-Sep-14	milligrams per litre	MONITORING	<2
Monthly	08-Oct-14	20-Oct-14	milligrams per litre		<2
Monthly	05-Nov-14	17-Nov-14	milligrams per litre		<2
Monthly	03-Dec-14	17-Dec-14	milligrams per litre	CONDITION	<2
Monthly	14-Jan-15	27-Jan-15	milligrams per litre		4
Monthly	04-Feb-15	17-Feb-15	milligrams per litre		<2
Monthly	04-Mar-15	17-Mar-15	milligrams per litre		<2
Monthly	08-Apr-15	20-Apr-15	milligrams per litre		<2
Monthly	07-May-15	20-May-15	milligrams per litre		<2



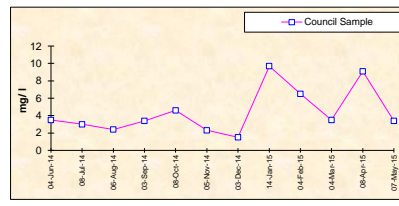
**NITROGEN (Ammonia)**

Frequency	Date Sample Obtained	Date Result Obtained	Unit Of Measurement	EPA limit	Council Sample
Monthly	04-Jun-14	18-Jun-14	milligrams per litre		0.02
Monthly	08-Jul-14	22-Jul-14	milligrams per litre		0.03
Monthly	06-Aug-14	14-Aug-14	milligrams per litre		0.04
Monthly	03-Sep-14	12-Sep-14	milligrams per litre	MONITORING	0.02
Monthly	08-Oct-14	20-Oct-14	milligrams per litre		<0.01
Monthly	05-Nov-14	17-Nov-14	milligrams per litre		0.04
Monthly	03-Dec-14	17-Dec-14	milligrams per litre	CONDITION	0.04
Monthly	14-Jan-15	27-Jan-15	milligrams per litre		0.01
Monthly	04-Feb-15	17-Feb-15	milligrams per litre		0.04
Monthly	04-Mar-15	17-Mar-15	milligrams per litre		0.76
Monthly	08-Apr-15	20-Apr-15	milligrams per litre		0.04
Monthly	07-May-15	20-May-15	milligrams per litre		0.04



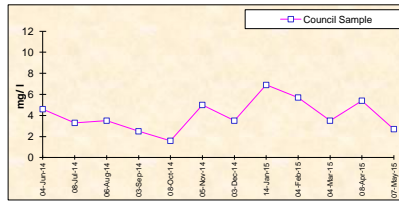
**NITROGEN (Total)**

Frequency	Date Sample Obtained	Date Result Obtained	Unit Of Measurement	EPA limit	Council Sample
Monthly	04-Jun-14	18-Jun-14	milligrams per litre		3.5
Monthly	08-Jul-14	22-Jul-14	milligrams per litre		3.0
Monthly	06-Aug-14	14-Aug-14	milligrams per litre		2.4
Monthly	03-Sep-14	12-Sep-14	milligrams per litre	MONITORING	3.4
Monthly	08-Oct-14	20-Oct-14	milligrams per litre		4.6
Monthly	05-Nov-14	17-Nov-14	milligrams per litre		2.3
Monthly	03-Dec-14	17-Dec-14	milligrams per litre	CONDITION	1.5
Monthly	14-Jan-15	27-Jan-15	milligrams per litre		9.7
Monthly	04-Feb-15	17-Feb-15	milligrams per litre		6.5
Monthly	04-Mar-15	17-Mar-15	milligrams per litre		3.5
Monthly	08-Apr-15	20-Apr-15	milligrams per litre		9.1
Monthly	07-May-15	20-May-15	milligrams per litre		3.4



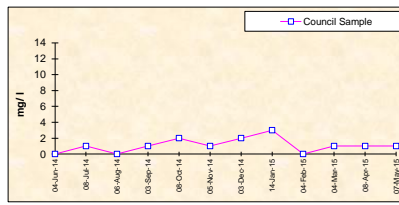
**PHOSPHORUS (Total)**

Frequency	Date Sample Obtained	Date Result Obtained	Unit Of Measurement	EPA limit	Council Sample
Monthly	04-Jun-14	18-Jun-14	milligrams per litre		4.6
Monthly	08-Jul-14	22-Jul-14	milligrams per litre		3.3
Monthly	06-Aug-14	14-Aug-14	milligrams per litre		3.5
Monthly	03-Sep-14	12-Sep-14	milligrams per litre	MONITORING	2.5
Monthly	08-Oct-14	20-Oct-14	milligrams per litre		1.6
Monthly	05-Nov-14	17-Nov-14	milligrams per litre		5.0
Monthly	03-Dec-14	17-Dec-14	milligrams per litre	CONDITION	3.5
Monthly	14-Jan-15	27-Jan-15	milligrams per litre		6.9
Monthly	04-Feb-15	17-Feb-15	milligrams per litre		5.7
Monthly	04-Mar-15	17-Mar-15	milligrams per litre		3.5
Monthly	08-Apr-15	20-Apr-15	milligrams per litre		4.4
Monthly	07-May-15	20-May-15	milligrams per litre		2.7



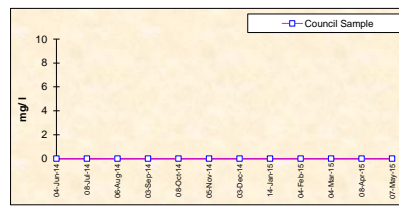
**TOTAL SUSPENDED SOLIDS**

Frequency	Date Sample Obtained	Date Result Obtained	Unit Of Measurement	EPA limit	Council Sample
Monthly	04-Jun-14	18-Jun-14	milligrams per litre		<1
Monthly	08-Jul-14	22-Jul-14	milligrams per litre		1
Monthly	06-Aug-14	14-Aug-14	milligrams per litre		<1
Monthly	03-Sep-14	12-Sep-14	milligrams per litre	MONITORING	1
Monthly	08-Oct-14	20-Oct-14	milligrams per litre		2
Monthly	05-Nov-14	17-Nov-14	milligrams per litre		1
Monthly	03-Dec-14	17-Dec-14	milligrams per litre	CONDITION	2
Monthly	14-Jan-15	27-Jan-15	milligrams per litre		3
Monthly	04-Feb-15	17-Feb-15	milligrams per litre		<1
Monthly	04-Mar-15	17-Mar-15	milligrams per litre		1
Monthly	08-Apr-15	20-Apr-15	milligrams per litre		1
Monthly	07-May-15	20-May-15	milligrams per litre		1



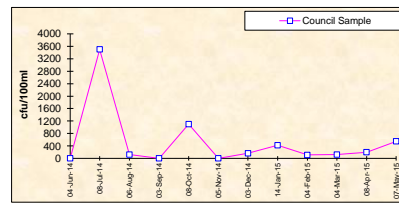
**OIL AND GREASE**

Frequency	Date Sample Obtained	Date Result Obtained	Unit Of Measurement	EPA limit	Council Sample
Monthly	04-Jun-14	18-Jun-14	milligrams per litre		<1
Monthly	08-Jul-14	22-Jul-14	milligrams per litre		<1
Monthly	06-Aug-14	14-Aug-14	milligrams per litre		<1
Monthly	03-Sep-14	12-Sep-14	milligrams per litre	MONITORING	<1
Monthly	08-Oct-14	20-Oct-14	milligrams per litre		<1
Monthly	05-Nov-14	17-Nov-14	milligrams per litre		<1
Monthly	03-Dec-14	17-Dec-14	milligrams per litre	CONDITION	<1
Monthly	14-Jan-15	27-Jan-15	milligrams per litre		<1
Monthly	04-Feb-15	17-Feb-15	milligrams per litre		<1
Monthly	04-Mar-15	17-Mar-15	milligrams per litre		<1
Monthly	08-Apr-15	20-Apr-15	milligrams per litre		<1
Monthly	07-May-15	20-May-15	milligrams per litre		<1



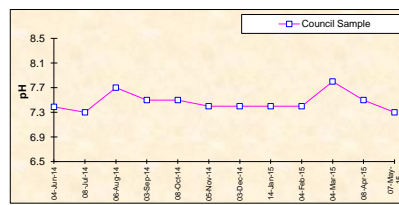
**FAECAL COLIFORMS**

Frequency	Date Sample Obtained	Date Result Obtained	Unit Of Measurement	EPA limit	Council Sample
Monthly	04-Jun-14	18-Jun-14	colony forming units per 100 millilitres		<1
Monthly	08-Jul-14	22-Jul-14	colony forming units per 100 millilitres		3500
Monthly	06-Aug-14	14-Aug-14	colony forming units per 100 millilitres		120
Monthly	03-Sep-14	12-Sep-14	colony forming units per 100 millilitres	MONITORING	<1
Monthly	08-Oct-14	20-Oct-14	colony forming units per 100 millilitres		1100
Monthly	05-Nov-14	17-Nov-14	colony forming units per 100 millilitres		<1
Monthly	03-Dec-14	17-Dec-14	colony forming units per 100 millilitres	CONDITION	80
Monthly	14-Jan-15	27-Jan-15	colony forming units per 100 millilitres		420
Monthly	04-Feb-15	17-Feb-15	colony forming units per 100 millilitres		110
Monthly	04-Mar-15	17-Mar-15	colony forming units per 100 millilitres		120
Monthly	08-Apr-15	20-Apr-15	colony forming units per 100 millilitres		200
Monthly	07-May-15	20-May-15	colony forming units per 100 millilitres		550



**pH**

Frequency	Date Sample Obtained	Date Result Obtained	Unit Of Measurement	EPA limit	Council Sample
Monthly	04-Jun-14	18-Jun-14	pH		7.4
Monthly	08-Jul-14	22-Jul-14	pH		7.3
Monthly	06-Aug-14	14-Aug-14	pH		7.7
Monthly	03-Sep-14	12-Sep-14	pH	MONITORING	7.5
Monthly	08-Oct-14	20-Oct-14	pH		7.5
Monthly	05-Nov-14	17-Nov-14	pH		7.4
Monthly	03-Dec-14	17-Dec-14	pH	CONDITION	7.4
Monthly	14-Jan-15	27-Jan-15	pH		7.4
Monthly	04-Feb-15	17-Feb-15	pH		7.4
Monthly	04-Mar-15	17-Mar-15	pH		7.8
Monthly	08-Apr-15	20-Apr-15	pH		7.5
Monthly	07-May-15	20-May-15	pH		7.3

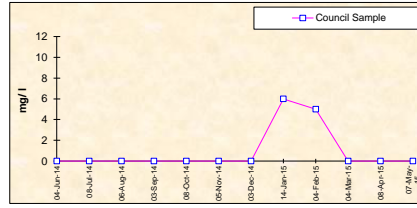






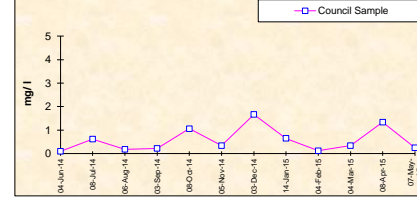
**BOD**

Frequency	Date Sample Obtained	Date Result Obtained	Unit Of Measurement	EPA limit	Council Sample
Monthly	04-Jun-14	18-Jun-14	milligrams per litre	MONITORING	<2
Monthly	08-Jul-14	22-Jul-14	milligrams per litre		<2
Monthly	06-Aug-14	14-Aug-14	milligrams per litre		<2
Monthly	03-Sep-14	12-Sep-14	milligrams per litre	CONDITION	<2
Monthly	08-Oct-14	20-Oct-14	milligrams per litre		<2
Monthly	05-Nov-14	17-Nov-14	milligrams per litre		<2
Monthly	03-Dec-14	17-Dec-14	milligrams per litre	6	
Monthly	14-Jan-15	27-Jan-15	milligrams per litre	5	
Monthly	04-Feb-15	17-Feb-15	milligrams per litre	<2	
Monthly	04-Mar-15	17-Mar-15	milligrams per litre	<2	
Monthly	08-Apr-15	20-Apr-15	milligrams per litre	<2	
Monthly	07-May-15	20-May-15	milligrams per litre	<2	



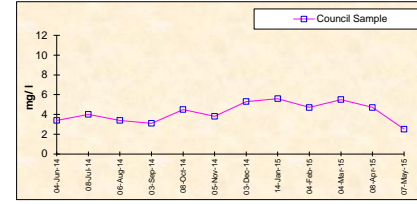
**NITROGEN (Ammonia)**

Frequency	Date Sample Obtained	Date Result Obtained	Unit Of Measurement	EPA limit	Council Sample
Monthly	04-Jun-14	18-Jun-14	milligrams per litre	MONITORING	0.10
Monthly	08-Jul-14	22-Jul-14	milligrams per litre		0.62
Monthly	06-Aug-14	14-Aug-14	milligrams per litre		0.18
Monthly	03-Sep-14	12-Sep-14	milligrams per litre	CONDITION	0.22
Monthly	08-Oct-14	20-Oct-14	milligrams per litre		1.06
Monthly	05-Nov-14	17-Nov-14	milligrams per litre		0.34
Monthly	03-Dec-14	17-Dec-14	milligrams per litre	1.67	
Monthly	14-Jan-15	27-Jan-15	milligrams per litre	0.65	
Monthly	04-Feb-15	17-Feb-15	milligrams per litre	0.12	
Monthly	04-Mar-15	17-Mar-15	milligrams per litre	0.34	
Monthly	08-Apr-15	20-Apr-15	milligrams per litre	1.34	
Monthly	07-May-15	20-May-15	milligrams per litre	0.25	



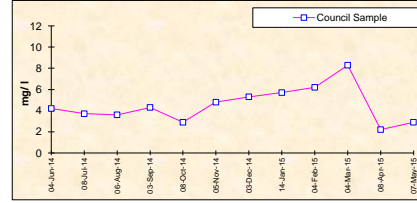
**NITROGEN (Total)**

Frequency	Date Sample Obtained	Date Result Obtained	Unit Of Measurement	EPA limit	Council Sample
Monthly	04-Jun-14	18-Jun-14	milligrams per litre	MONITORING	3.4
Monthly	08-Jul-14	22-Jul-14	milligrams per litre		4.0
Monthly	06-Aug-14	14-Aug-14	milligrams per litre		3.4
Monthly	03-Sep-14	12-Sep-14	milligrams per litre	CONDITION	3.1
Monthly	08-Oct-14	20-Oct-14	milligrams per litre		4.5
Monthly	05-Nov-14	17-Nov-14	milligrams per litre		3.8
Monthly	03-Dec-14	17-Dec-14	milligrams per litre	5.3	
Monthly	14-Jan-15	27-Jan-15	milligrams per litre	5.6	
Monthly	04-Feb-15	17-Feb-15	milligrams per litre	4.7	
Monthly	04-Mar-15	17-Mar-15	milligrams per litre	5.5	
Monthly	08-Apr-15	20-Apr-15	milligrams per litre	4.7	
Monthly	07-May-15	20-May-15	milligrams per litre	2.5	



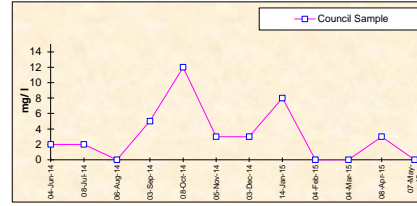
**PHOSPHORUS (Total)**

Frequency	Date Sample Obtained	Date Result Obtained	Unit Of Measurement	EPA limit	Council Sample
Monthly	04-Jun-14	18-Jun-14	milligrams per litre	MONITORING	4.2
Monthly	08-Jul-14	22-Jul-14	milligrams per litre		3.7
Monthly	06-Aug-14	14-Aug-14	milligrams per litre		3.6
Monthly	03-Sep-14	12-Sep-14	milligrams per litre	CONDITION	4.3
Monthly	08-Oct-14	20-Oct-14	milligrams per litre		2.9
Monthly	05-Nov-14	17-Nov-14	milligrams per litre		4.8
Monthly	03-Dec-14	17-Dec-14	milligrams per litre	5.7	
Monthly	14-Jan-15	27-Jan-15	milligrams per litre	5.7	
Monthly	04-Feb-15	17-Feb-15	milligrams per litre	6.2	
Monthly	04-Mar-15	17-Mar-15	milligrams per litre	8.3	
Monthly	08-Apr-15	20-Apr-15	milligrams per litre	2.2	
Monthly	07-May-15	20-May-15	milligrams per litre	2.9	



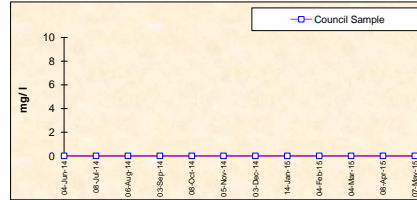
**TOTAL SUSPENDED SOLIDS**

Frequency	Date Sample Obtained	Date Result Obtained	Unit Of Measurement	EPA limit	Council Sample
Monthly	04-Jun-14	18-Jun-14	milligrams per litre	MONITORING	2
Monthly	08-Jul-14	22-Jul-14	milligrams per litre		2
Monthly	06-Aug-14	14-Aug-14	milligrams per litre		<1
Monthly	03-Sep-14	12-Sep-14	milligrams per litre	CONDITION	5
Monthly	08-Oct-14	20-Oct-14	milligrams per litre		12
Monthly	05-Nov-14	17-Nov-14	milligrams per litre		3
Monthly	03-Dec-14	17-Dec-14	milligrams per litre	3	
Monthly	14-Jan-15	27-Jan-15	milligrams per litre	8	
Monthly	04-Feb-15	17-Feb-15	milligrams per litre	<1	
Monthly	04-Mar-15	17-Mar-15	milligrams per litre	<1	
Monthly	08-Apr-15	20-Apr-15	milligrams per litre	3	
Monthly	07-May-15	20-May-15	milligrams per litre	<1	



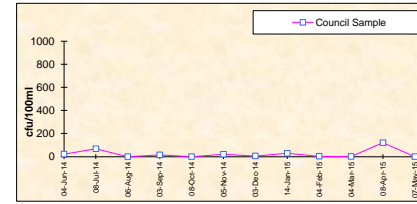
**OIL AND GREASE**

Frequency	Date Sample Obtained	Date Result Obtained	Unit Of Measurement	EPA limit	Council Sample
Monthly	04-Jun-14	18-Jun-14	milligrams per litre	MONITORING	<1
Monthly	08-Jul-14	22-Jul-14	milligrams per litre		<1
Monthly	06-Aug-14	14-Aug-14	milligrams per litre		<1
Monthly	03-Sep-14	12-Sep-14	milligrams per litre	CONDITION	<1
Monthly	08-Oct-14	20-Oct-14	milligrams per litre		<1
Monthly	05-Nov-14	17-Nov-14	milligrams per litre		<1
Monthly	03-Dec-14	17-Dec-14	milligrams per litre	<1	
Monthly	14-Jan-15	27-Jan-15	milligrams per litre	<1	
Monthly	04-Feb-15	17-Feb-15	milligrams per litre	<1	
Monthly	04-Mar-15	17-Mar-15	milligrams per litre	<1	
Monthly	08-Apr-15	20-Apr-15	milligrams per litre	<1	
Monthly	07-May-15	20-May-15	milligrams per litre	<1	



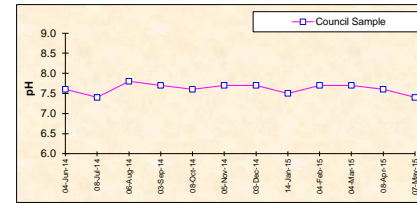
**FAECAL COLIFORMS**

Frequency	Date Sample Obtained	Date Result Obtained	Unit Of Measurement	EPA limit	Council Sample
Monthly	04-Jun-14	18-Jun-14	colony forming units per 100 millilitres	MONITORING	22
Monthly	08-Jul-14	22-Jul-14	colony forming units per 100 millilitres		68
Monthly	06-Aug-14	14-Aug-14	colony forming units per 100 millilitres		<1
Monthly	03-Sep-14	12-Sep-14	colony forming units per 100 millilitres	CONDITION	15
Monthly	08-Oct-14	20-Oct-14	colony forming units per 100 millilitres		<1
Monthly	05-Nov-14	17-Nov-14	colony forming units per 100 millilitres		21
Monthly	03-Dec-14	17-Dec-14	colony forming units per 100 millilitres	6	
Monthly	14-Jan-15	27-Jan-15	colony forming units per 100 millilitres	29	
Monthly	04-Feb-15	17-Feb-15	colony forming units per 100 millilitres	3	
Monthly	04-Mar-15	17-Mar-15	colony forming units per 100 millilitres	1	
Monthly	08-Apr-15	20-Apr-15	colony forming units per 100 millilitres	120	
Monthly	07-May-15	20-May-15	colony forming units per 100 millilitres	<2	



**pH**

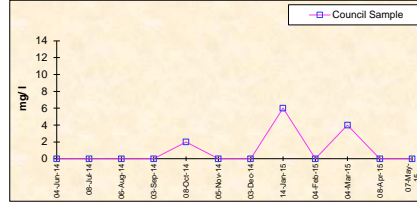
Frequency	Date Sample Obtained	Date Result Obtained	Unit Of Measurement	EPA limit	Council Sample
Monthly	04-Jun-14	18-Jun-14	pH	MONITORING	7.6
Monthly	08-Jul-14	22-Jul-14	pH		7.4
Monthly	06-Aug-14	14-Aug-14	pH		7.8
Monthly	03-Sep-14	12-Sep-14	pH	CONDITION	7.7
Monthly	08-Oct-14	20-Oct-14	pH		7.6
Monthly	05-Nov-14	17-Nov-14	pH		7.7
Monthly	03-Dec-14	17-Dec-14	pH	7.7	
Monthly	14-Jan-15	27-Jan-15	pH	7.5	
Monthly	04-Feb-15	17-Feb-15	pH	7.7	
Monthly	04-Mar-15	17-Mar-15	pH	7.7	
Monthly	08-Apr-15	20-Apr-15	pH	7.6	
Monthly	07-May-15	20-May-15	pH	7.4	





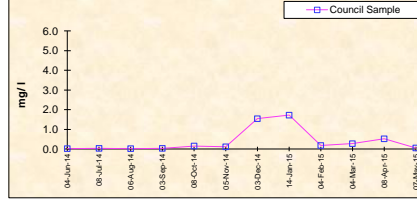
**BOD**

Frequency	Date Sample Obtained	Date Result Obtained	Unit Of Measurement	EPA limit	Council Sample
Monthly	04-Jun-14	18-Jun-14	milligrams per litre	<2	
Monthly	08-Jul-14	22-Jul-14	milligrams per litre	<2	
Monthly	06-Aug-14	14-Aug-14	milligrams per litre	<2	
Monthly	03-Sep-14	12-Sep-14	milligrams per litre	<2	
Monthly	08-Oct-14	20-Oct-14	milligrams per litre	2	
Monthly	05-Nov-14	17-Nov-14	milligrams per litre	<2	
Monthly	03-Dec-14	17-Dec-14	milligrams per litre	<2	
Monthly	14-Jan-15	27-Jan-15	milligrams per litre	6	
Monthly	04-Feb-15	17-Feb-15	milligrams per litre	<2	
Monthly	04-Mar-15	17-Mar-15	milligrams per litre	4	
Monthly	08-Apr-15	20-Apr-15	milligrams per litre	<2	
Monthly	07-May-15	20-May-15	milligrams per litre	<2	



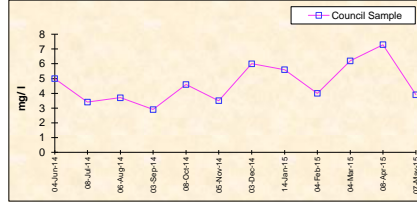
**NITROGEN (Ammonia)**

Frequency	Date Sample Obtained	Date Result Obtained	Unit Of Measurement	EPA limit	Council Sample
Monthly	04-Jun-14	18-Jun-14	milligrams per litre		0.02
Monthly	08-Jul-14	22-Jul-14	milligrams per litre		0.03
Monthly	06-Aug-14	14-Aug-14	milligrams per litre		0.02
Monthly	03-Sep-14	12-Sep-14	milligrams per litre		0.03
Monthly	08-Oct-14	20-Oct-14	milligrams per litre		0.15
Monthly	05-Nov-14	17-Nov-14	milligrams per litre		0.11
Monthly	03-Dec-14	17-Dec-14	milligrams per litre		1.54
Monthly	14-Jan-15	27-Jan-15	milligrams per litre		1.72
Monthly	04-Feb-15	17-Feb-15	milligrams per litre		0.19
Monthly	04-Mar-15	17-Mar-15	milligrams per litre		0.27
Monthly	08-Apr-15	20-Apr-15	milligrams per litre		0.52
Monthly	07-May-15	20-May-15	milligrams per litre		0.05



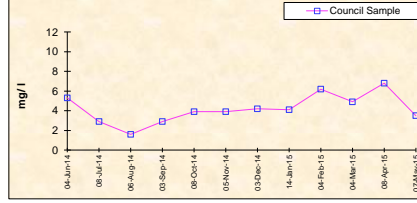
**NITROGEN (Total)**

Frequency	Date Sample Obtained	Date Result Obtained	Unit Of Measurement	EPA limit	Council Sample
Monthly	04-Jun-14	18-Jun-14	milligrams per litre		5.0
Monthly	08-Jul-14	22-Jul-14	milligrams per litre		3.4
Monthly	06-Aug-14	14-Aug-14	milligrams per litre		3.7
Monthly	03-Sep-14	12-Sep-14	milligrams per litre		2.9
Monthly	08-Oct-14	20-Oct-14	milligrams per litre		4.6
Monthly	05-Nov-14	17-Nov-14	milligrams per litre		3.5
Monthly	03-Dec-14	17-Dec-14	milligrams per litre		6.0
Monthly	14-Jan-15	27-Jan-15	milligrams per litre		5.6
Monthly	04-Feb-15	17-Feb-15	milligrams per litre		4.0
Monthly	04-Mar-15	17-Mar-15	milligrams per litre		6.2
Monthly	08-Apr-15	20-Apr-15	milligrams per litre		7.3
Monthly	07-May-15	20-May-15	milligrams per litre		3.9



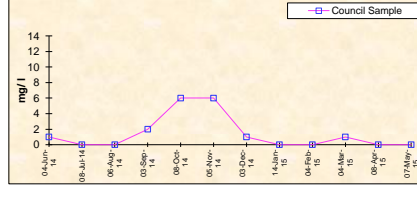
**PHOSPHORUS (Total)**

Frequency	Date Sample Obtained	Date Result Obtained	Unit Of Measurement	EPA limit	Council Sample
Monthly	04-Jun-14	18-Jun-14	milligrams per litre		5.3
Monthly	08-Jul-14	22-Jul-14	milligrams per litre		2.9
Monthly	06-Aug-14	14-Aug-14	milligrams per litre		1.6
Monthly	03-Sep-14	12-Sep-14	milligrams per litre		2.9
Monthly	08-Oct-14	20-Oct-14	milligrams per litre		3.9
Monthly	05-Nov-14	17-Nov-14	milligrams per litre		3.9
Monthly	03-Dec-14	17-Dec-14	milligrams per litre		4.2
Monthly	14-Jan-15	27-Jan-15	milligrams per litre		4.1
Monthly	04-Feb-15	17-Feb-15	milligrams per litre		6.2
Monthly	04-Mar-15	17-Mar-15	milligrams per litre		4.9
Monthly	08-Apr-15	20-Apr-15	milligrams per litre		6.8
Monthly	07-May-15	20-May-15	milligrams per litre		3.5



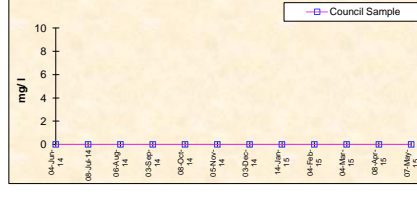
**TOTAL SUSPENDED SOLIDS**

Frequency	Date Sample Obtained	Date Result Obtained	Unit Of Measurement	EPA limit	Council Sample
Monthly	04-Jun-14	18-Jun-14	milligrams per litre		1
Monthly	08-Jul-14	22-Jul-14	milligrams per litre		<1
Monthly	06-Aug-14	14-Aug-14	milligrams per litre		<1
Monthly	03-Sep-14	12-Sep-14	milligrams per litre		2
Monthly	08-Oct-14	20-Oct-14	milligrams per litre		6
Monthly	05-Nov-14	17-Nov-14	milligrams per litre		6
Monthly	03-Dec-14	17-Dec-14	milligrams per litre		1
Monthly	14-Jan-15	27-Jan-15	milligrams per litre		<1
Monthly	04-Feb-15	17-Feb-15	milligrams per litre		<1
Monthly	04-Mar-15	17-Mar-15	milligrams per litre		1
Monthly	08-Apr-15	20-Apr-15	milligrams per litre		<1
Monthly	07-May-15	20-May-15	milligrams per litre		<1



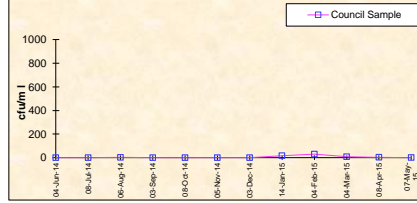
**OIL AND GREASE**

Frequency	Date Sample Obtained	Date Result Obtained	Unit Of Measurement	EPA limit	Council Sample
Monthly	04-Jun-14	18-Jun-14	milligrams per litre		<1
Monthly	08-Jul-14	22-Jul-14	milligrams per litre		<1
Monthly	06-Aug-14	14-Aug-14	milligrams per litre		<1
Monthly	03-Sep-14	12-Sep-14	milligrams per litre		<1
Monthly	08-Oct-14	20-Oct-14	milligrams per litre		<1
Monthly	05-Nov-14	17-Nov-14	milligrams per litre		<1
Monthly	03-Dec-14	17-Dec-14	milligrams per litre		<1
Monthly	14-Jan-15	27-Jan-15	milligrams per litre		<1
Monthly	04-Feb-15	17-Feb-15	milligrams per litre		<1
Monthly	04-Mar-15	17-Mar-15	milligrams per litre		<1
Monthly	08-Apr-15	20-Apr-15	milligrams per litre		<1
Monthly	07-May-15	20-May-15	milligrams per litre		<1



**FAECAL COLIFORMS**

Frequency	Date Sample Obtained	Date Result Obtained	Unit Of Measurement	EPA limit	Council Sample
Monthly	04-Jun-14	18-Jun-14	colony forming units per 100 millilitres		<1
Monthly	08-Jul-14	22-Jul-14	colony forming units per 100 millilitres		<1
Monthly	06-Aug-14	14-Aug-14	colony forming units per 100 millilitres		2
Monthly	03-Sep-14	12-Sep-14	colony forming units per 100 millilitres		<1
Monthly	08-Oct-14	20-Oct-14	colony forming units per 100 millilitres		<1
Monthly	05-Nov-14	17-Nov-14	colony forming units per 100 millilitres		<1
Monthly	03-Dec-14	17-Dec-14	colony forming units per 100 millilitres		<1
Monthly	14-Jan-15	27-Jan-15	colony forming units per 100 millilitres		17
Monthly	04-Feb-15	17-Feb-15	colony forming units per 100 millilitres		30
Monthly	04-Mar-15	17-Mar-15	colony forming units per 100 millilitres		8
Monthly	08-Apr-15	20-Apr-15	colony forming units per 100 millilitres		3
Monthly	07-May-15	20-May-15	colony forming units per 100 millilitres		1



**pH**

Frequency	Date Sample Obtained	Date Result Obtained	Unit Of Measurement	EPA limit	Council Sample
Monthly	04-Jun-14	18-Jun-14	pH		7.5
Monthly	08-Jul-14	22-Jul-14	pH		7.4
Monthly	06-Aug-14	14-Aug-14	pH		7.8
Monthly	03-Sep-14	12-Sep-14	pH		7.7
Monthly	08-Oct-14	20-Oct-14	pH		7.5
Monthly	05-Nov-14	17-Nov-14	pH		7.4
Monthly	03-Dec-14	17-Dec-14	pH		7.5
Monthly	14-Jan-15	27-Jan-15	pH		7.8
Monthly	04-Feb-15	17-Feb-15	pH		7.4
Monthly	04-Mar-15	17-Mar-15	pH		7.7
Monthly	08-Apr-15	20-Apr-15	pH		7.6
Monthly	07-May-15	20-May-15	pH		7.4

