

## REMS Discharge to Ocean - Wastewater Monitoring Summary

Licensee: Shoalhaven City Council, Shoalhaven Water, PO Box 42 Nowra 2541

Environment Protection License No. 2419

EPA ID No. 2

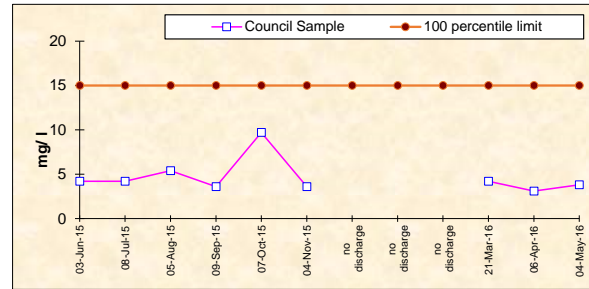
### BOD

Frequency	Date Sample Obtained	Date Result Obtained	Unit Of Measurement	100 percentile limit	Council Sample
Special Frequency 1	03-Jun-15	18-Jun-15	milligrams per litre	15	<2
Special Frequency 1	08-Jul-15	22-Jul-15	milligrams per litre	15	6
Special Frequency 1	05-Aug-15	19-Aug-15	milligrams per litre	15	4
Special Frequency 1	09-Sep-15	22-Sep-15	milligrams per litre	15	<2
Special Frequency 1	07-Oct-15	22-Oct-15	milligrams per litre	15	<2
Special Frequency 1	04-Nov-15	18-Nov-15	milligrams per litre	15	3
Special Frequency 1	no discharge		milligrams per litre	15	
Special Frequency 1	no discharge		milligrams per litre	15	
Special Frequency 1	no discharge		milligrams per litre	15	
Special Frequency 1	21-Mar-16	04-Apr-16	milligrams per litre	15	<2
Special Frequency 1	06-Apr-16	20-Apr-16	milligrams per litre	15	5
Special Frequency 1	04-May-16	18-May-16	milligrams per litre	15	3



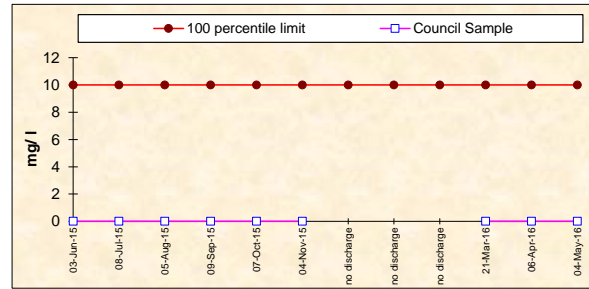
### TOTAL NITROGEN

Frequency	Date Sample Obtained	Date Result Obtained	Unit Of Measurement	100 percentile limit	Council Sample
Special Frequency 1	03-Jun-15	18-Jun-15	milligrams per litre	15	4.2
Special Frequency 1	08-Jul-15	22-Jul-15	milligrams per litre	15	4.2
Special Frequency 1	05-Aug-15	19-Aug-15	milligrams per litre	15	5.4
Special Frequency 1	09-Sep-15	22-Sep-15	milligrams per litre	15	3.6
Special Frequency 1	07-Oct-15	22-Oct-15	milligrams per litre	15	9.7
Special Frequency 1	04-Nov-15	18-Nov-15	milligrams per litre	15	3.6
Special Frequency 1	no discharge		milligrams per litre	15	
Special Frequency 1	no discharge		milligrams per litre	15	
Special Frequency 1	no discharge		milligrams per litre	15	
Special Frequency 1	21-Mar-16	04-Apr-16	milligrams per litre	15	4.2
Special Frequency 1	06-Apr-16	20-Apr-16	milligrams per litre	15	3.1
Special Frequency 1	04-May-16	18-May-16	milligrams per litre	15	3.8



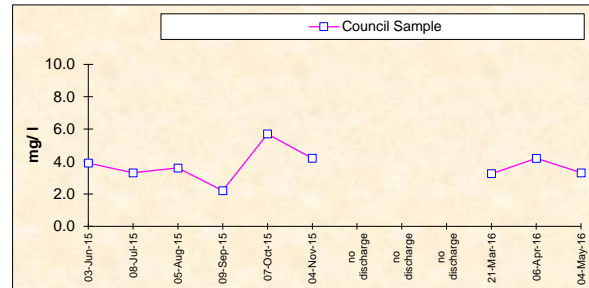
### OIL AND GREASE

Frequency	Date Sample Obtained	Date Result Obtained	Unit Of Measurement	100 percentile limit	Council Sample
Special Frequency 1	03-Jun-15	18-Jun-15	milligrams per litre	10	<1
Special Frequency 1	08-Jul-15	22-Jul-15	milligrams per litre	10	<1
Special Frequency 1	05-Aug-15	19-Aug-15	milligrams per litre	10	<1
Special Frequency 1	09-Sep-15	22-Sep-15	milligrams per litre	10	<1
Special Frequency 1	07-Oct-15	22-Oct-15	milligrams per litre	10	<1
Special Frequency 1	04-Nov-15	18-Nov-15	milligrams per litre	10	<1
Special Frequency 1	no discharge		milligrams per litre	10	
Special Frequency 1	no discharge		milligrams per litre	10	
Special Frequency 1	no discharge		milligrams per litre	10	
Special Frequency 1	21-Mar-16	04-Apr-16	milligrams per litre	10	<1
Special Frequency 1	06-Apr-16	20-Apr-16	milligrams per litre	10	<1
Special Frequency 1	04-May-16	18-May-16	milligrams per litre	10	<1



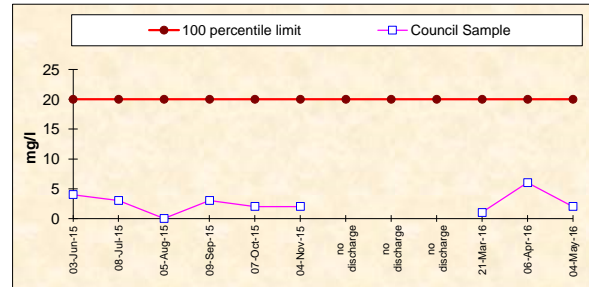
### TOTAL PHOSPHORUS

Frequency	Date Sample Obtained	Date Result Obtained	Unit Of Measurement	100 percentile limit	Council Sample
Special Frequency 1	03-Jun-15	18-Jun-15	milligrams per litre	MONITORING	3.9
Special Frequency 1	08-Jul-15	22-Jul-15	milligrams per litre		3.3
Special Frequency 1	05-Aug-15	19-Aug-15	milligrams per litre		3.6
Special Frequency 1	09-Sep-15	22-Sep-15	milligrams per litre		2.2
Special Frequency 1	07-Oct-15	22-Oct-15	milligrams per litre		5.7
Special Frequency 1	04-Nov-15	18-Nov-15	milligrams per litre		4.2
Special Frequency 1	no discharge		milligrams per litre	CONDITION	
Special Frequency 1	no discharge		milligrams per litre		
Special Frequency 1	no discharge		milligrams per litre		
Special Frequency 1	21-Mar-16	04-Apr-16	milligrams per litre		3.3
Special Frequency 1	06-Apr-16	20-Apr-16	milligrams per litre		4.2
Special Frequency 1	04-May-16	18-May-16	milligrams per litre		3.3



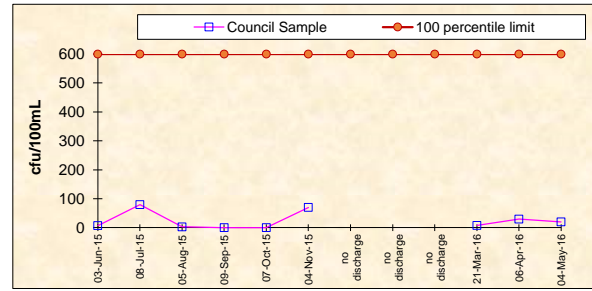
### TOTAL SUSPENDED SOLIDS

Frequency	Date Sample Obtained	Date Result Obtained	Unit Of Measurement	100 percentile limit	Council Sample
Special Frequency 1	03-Jun-15	18-Jun-15	milligrams per litre	20	4
Special Frequency 1	08-Jul-15	22-Jul-15	milligrams per litre	20	3
Special Frequency 1	05-Aug-15	19-Aug-15	milligrams per litre	20	<1
Special Frequency 1	09-Sep-15	22-Sep-15	milligrams per litre	20	3
Special Frequency 1	07-Oct-15	22-Oct-15	milligrams per litre	20	2
Special Frequency 1	04-Nov-15	18-Nov-15	milligrams per litre	20	2
Special Frequency 1	no discharge		milligrams per litre	20	
Special Frequency 1	no discharge		milligrams per litre	20	
Special Frequency 1	no discharge		milligrams per litre	20	
Special Frequency 1	21-Mar-16	04-Apr-16	milligrams per litre	20	1
Special Frequency 1	06-Apr-16	20-Apr-16	milligrams per litre	20	6
Special Frequency 1	04-May-16	18-May-16	milligrams per litre	20	2



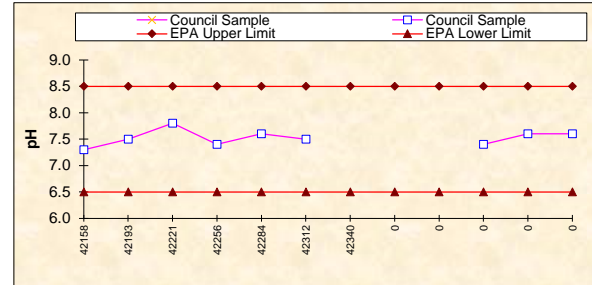
## FAECAL COLIFORMS

Frequency	Date Sample Obtained	Date Result Obtained	Unit Of Measurement	100 percentile limit	Council Sample
Special Frequency 1	03-Jun-15	18-Jun-15	colony forming units per 100 millilitres	600	7
Special Frequency 1	08-Jul-15	22-Jul-15	colony forming units per 100 millilitres	600	80
Special Frequency 1	05-Aug-15	19-Aug-15	colony forming units per 100 millilitres	600	3
Special Frequency 1	09-Sep-15	22-Sep-15	colony forming units per 100 millilitres	600	<1
Special Frequency 1	07-Oct-15	22-Oct-15	colony forming units per 100 millilitres	600	<1
Special Frequency 1	04-Nov-15	18-Nov-15	colony forming units per 100 millilitres	600	70
Special Frequency 1	no discharge		colony forming units per 100 millilitres	600	
Special Frequency 1	no discharge		colony forming units per 100 millilitres	600	
Special Frequency 1	no discharge		colony forming units per 100 millilitres	600	
Special Frequency 1	21-Mar-16	04-Apr-16	colony forming units per 100 millilitres	600	8
Special Frequency 1	06-Apr-16	20-Apr-16	colony forming units per 100 millilitres	600	30
Special Frequency 1	04-May-16	18-May-16	colony forming units per 100 millilitres	600	20



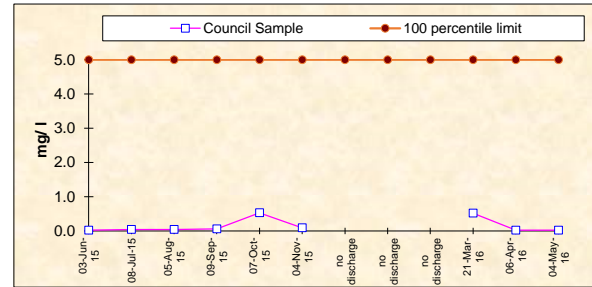
## pH

Frequency	Date Sample Obtained	Date Result Obtained	Unit Of Measurement	100 percentile limit	Council Sample
Special Frequency 1	03-Jun-15	18-Jun-15	pH	6.5-8.5	7.3
Special Frequency 1	08-Jul-15	22-Jul-15	pH	6.5-8.5	7.5
Special Frequency 1	05-Aug-15	19-Aug-15	pH	6.5-8.5	7.8
Special Frequency 1	09-Sep-15	22-Sep-15	pH	6.5-8.5	7.4
Special Frequency 1	07-Oct-15	22-Oct-15	pH	6.5-8.5	7.6
Special Frequency 1	04-Nov-15	18-Nov-15	pH	6.5-8.5	7.5
Special Frequency 1	no discharge		pH	6.5-8.5	
Special Frequency 1	no discharge		pH	6.5-8.5	
Special Frequency 1	no discharge		pH	6.5-8.5	
Special Frequency 1	21-Mar-16	04-Apr-16	pH	6.5-8.5	7.4
Special Frequency 1	06-Apr-16	20-Apr-16	pH	6.5-8.5	7.6
Special Frequency 1	04-May-16	18-May-16	pH	6.5-8.5	7.6



## AMMONIA NITROGEN

Frequency	Date Sample Obtained	Date Result Obtained	Unit Of Measurement	100 percentile limit	Council Sample
Special Frequency 1	03-Jun-15	18-Jun-15	milligrams per litre	5	0.02
Special Frequency 1	08-Jul-15	22-Jul-15	milligrams per litre	5	0.04
Special Frequency 1	05-Aug-15	19-Aug-15	milligrams per litre	5	0.04
Special Frequency 1	09-Sep-15	22-Sep-15	milligrams per litre	5	0.06
Special Frequency 1	07-Oct-15	22-Oct-15	milligrams per litre	5	0.53
Special Frequency 1	04-Nov-15	18-Nov-15	milligrams per litre	5	0.09
Special Frequency 1	no discharge		milligrams per litre	5	
Special Frequency 1	no discharge		milligrams per litre	5	
Special Frequency 1	no discharge		milligrams per litre	5	
Special Frequency 1	21-Mar-16	04-Apr-16	milligrams per litre	5	0.52
Special Frequency 1	06-Apr-16	20-Apr-16	milligrams per litre	5	0.02
Special Frequency 1	04-May-16	18-May-16	milligrams per litre	5	0.02







# St Georges Basin Wastewater Treatment Plant - Monitoring Summary

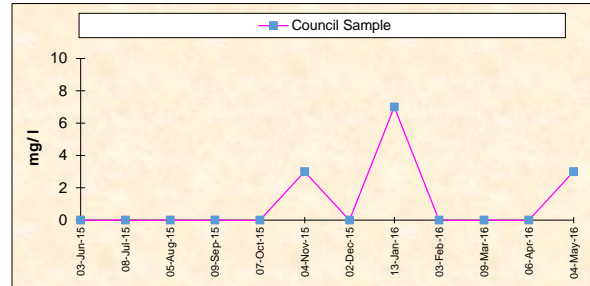
Licensee: Shoalhaven City Council, Shoalhaven Water, PO Box 42 Nowra 2541

Environment Protection License No. 2419

EPA ID No. 14

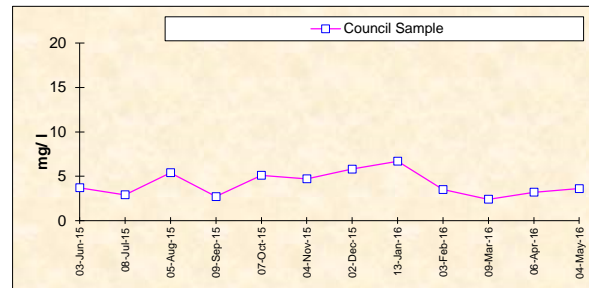
## BOD

Frequency	Date Sample Obtained	Date Result Obtained	Unit Of Measurement	EPA Limit	Council Sample
Monthly	03-Jun-15	18-Jun-15	milligrams per litre	MONITORING	<2
Monthly	08-Jul-15	22-Jul-15	milligrams per litre		<2
Monthly	05-Aug-15	19-Aug-15	milligrams per litre		<2
Monthly	09-Sep-15	22-Sep-15	milligrams per litre		<2
Monthly	07-Oct-15	22-Oct-15	milligrams per litre		3
Monthly	04-Nov-15	18-Nov-15	milligrams per litre	CONDITION	3
Monthly	02-Dec-15	14-Dec-15	milligrams per litre		<2
Monthly	13-Jan-16	27-Jan-16	milligrams per litre		7
Monthly	03-Feb-16	17-Feb-16	milligrams per litre		<2
Monthly	09-Mar-16	23-Mar-16	milligrams per litre		<2
Monthly	06-Apr-16	20-Apr-16	milligrams per litre		<2
Monthly	04-May-16	18-May-16	milligrams per litre		3



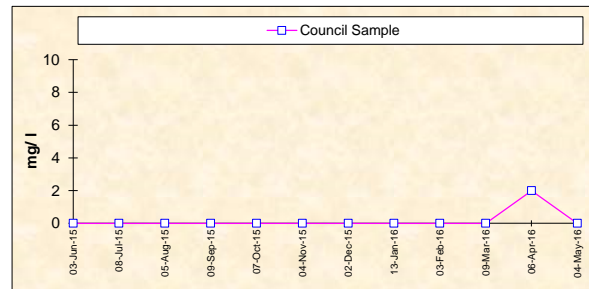
## TOTAL NITROGEN

Frequency	Date Sample Obtained	Date Result Obtained	Unit Of Measurement	EPA Limit	Council Sample
Monthly	03-Jun-15	18-Jun-15	milligrams per litre	MONITORING	3.7
Monthly	08-Jul-15	22-Jul-15	milligrams per litre		2.9
Monthly	05-Aug-15	19-Aug-15	milligrams per litre		5.4
Monthly	09-Sep-15	22-Sep-15	milligrams per litre		2.7
Monthly	07-Oct-15	22-Oct-15	milligrams per litre		5.1
Monthly	04-Nov-15	18-Nov-15	milligrams per litre	CONDITION	4.7
Monthly	02-Dec-15	14-Dec-15	milligrams per litre		5.8
Monthly	13-Jan-16	27-Jan-16	milligrams per litre		6.7
Monthly	03-Feb-16	17-Feb-16	milligrams per litre		3.5
Monthly	09-Mar-16	23-Mar-16	milligrams per litre		2.4
Monthly	06-Apr-16	20-Apr-16	milligrams per litre		3.2
Monthly	04-May-16	18-May-16	milligrams per litre		3.6



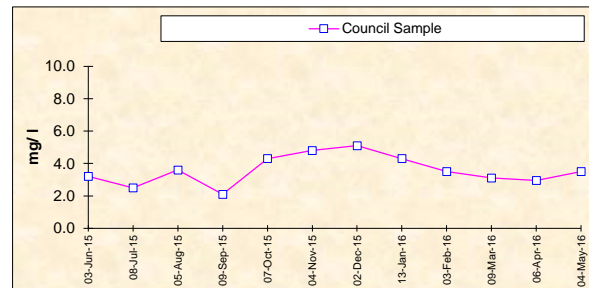
## OIL AND GREASE

Frequency	Date Sample Obtained	Date Result Obtained	Unit Of Measurement	EPA Limit	Council Sample
Monthly	03-Jun-15	18-Jun-15	milligrams per litre	MONITORING	<1
Monthly	08-Jul-15	22-Jul-15	milligrams per litre		<1
Monthly	05-Aug-15	19-Aug-15	milligrams per litre		<1
Monthly	09-Sep-15	22-Sep-15	milligrams per litre		<1
Monthly	07-Oct-15	22-Oct-15	milligrams per litre		<1
Monthly	04-Nov-15	18-Nov-15	milligrams per litre	CONDITION	<1
Monthly	02-Dec-15	14-Dec-15	milligrams per litre		<1
Monthly	13-Jan-16	27-Jan-16	milligrams per litre		<1
Monthly	03-Feb-16	17-Feb-16	milligrams per litre		<1
Monthly	09-Mar-16	23-Mar-16	milligrams per litre		<1
Monthly	06-Apr-16	20-Apr-16	milligrams per litre		2
Monthly	04-May-16	18-May-16	milligrams per litre		<1



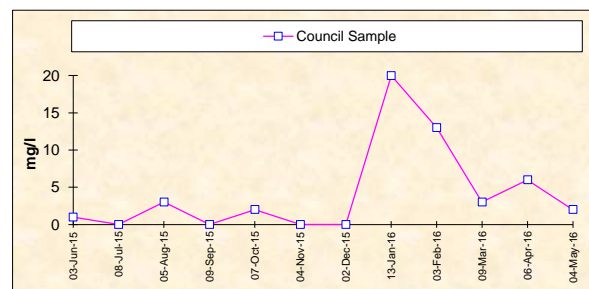
## TOTAL PHOSPHORUS

Frequency	Date Sample Obtained	Date Result Obtained	Unit Of Measurement	EPA Limit	Council Sample
Monthly	03-Jun-15	18-Jun-15	milligrams per litre	MONITORING	3.20
Monthly	08-Jul-15	22-Jul-15	milligrams per litre		2.50
Monthly	05-Aug-15	19-Aug-15	milligrams per litre		3.60
Monthly	09-Sep-15	22-Sep-15	milligrams per litre		2.10
Monthly	07-Oct-15	22-Oct-15	milligrams per litre		4.30
Monthly	04-Nov-15	18-Nov-15	milligrams per litre	CONDITION	4.80
Monthly	02-Dec-15	14-Dec-15	milligrams per litre		5.10
Monthly	13-Jan-16	27-Jan-16	milligrams per litre		4.30
Monthly	03-Feb-16	17-Feb-16	milligrams per litre		3.50
Monthly	09-Mar-16	23-Mar-16	milligrams per litre		3.10
Monthly	06-Apr-16	20-Apr-16	milligrams per litre		2.95
Monthly	04-May-16	18-May-16	milligrams per litre		3.50



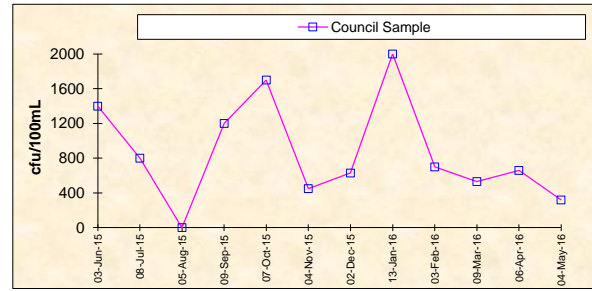
## TOTAL SUSPENDED SOLIDS

Frequency	Date Sample Obtained	Date Result Obtained	Unit Of Measurement	100 percentile limit	Council Sample
Monthly	03-Jun-15	18-Jun-15	milligrams per litre	MONITORING	1
Monthly	08-Jul-15	22-Jul-15	milligrams per litre		<1
Monthly	05-Aug-15	19-Aug-15	milligrams per litre		3
Monthly	09-Sep-15	22-Sep-15	milligrams per litre		<1
Monthly	07-Oct-15	22-Oct-15	milligrams per litre		2
Monthly	04-Nov-15	18-Nov-15	milligrams per litre	CONDITION	<1
Monthly	02-Dec-15	14-Dec-15	milligrams per litre		<1
Monthly	13-Jan-16	27-Jan-16	milligrams per litre		20
Monthly	03-Feb-16	17-Feb-16	milligrams per litre		13
Monthly	09-Mar-16	23-Mar-16	milligrams per litre		3
Monthly	06-Apr-16	20-Apr-16	milligrams per litre		6
Monthly	04-May-16	18-May-16	milligrams per litre		2



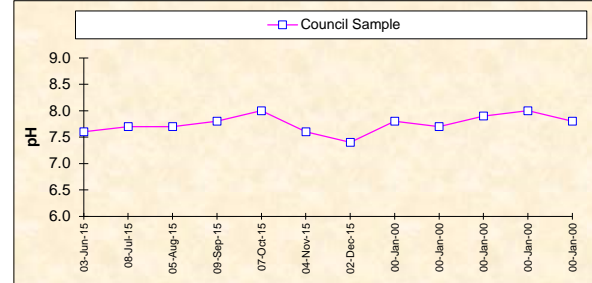
### FAECAL COLIFORMS

Frequency	Date Sample Obtained	Date Result Obtained	Unit Of Measurement	EPA Limit	Council Sample	
Monthly	03-Jun-15	18-Jun-15	colony forming units per 100 millilitres	MONITORING	1400	
Monthly	08-Jul-15	22-Jul-15	colony forming units per 100 millilitres		800	
Monthly	05-Aug-15	19-Aug-15	colony forming units per 100 millilitres		1	
Monthly	09-Sep-15	22-Sep-15	colony forming units per 100 millilitres		1200	
Monthly	07-Oct-15	22-Oct-15	colony forming units per 100 millilitres		1700	
Monthly	04-Nov-15	18-Nov-15	colony forming units per 100 millilitres		450	
Monthly	02-Dec-15	14-Dec-15	colony forming units per 100 millilitres		CONDITION	630
Monthly	13-Jan-16	27-Jan-16	colony forming units per 100 millilitres			2000
Monthly	03-Feb-16	17-Feb-16	colony forming units per 100 millilitres			700
Monthly	09-Mar-16	23-Mar-16	colony forming units per 100 millilitres			530
Monthly	06-Apr-16	20-Apr-16	colony forming units per 100 millilitres	660		
Monthly	04-May-16	18-May-16	colony forming units per 100 millilitres	320		



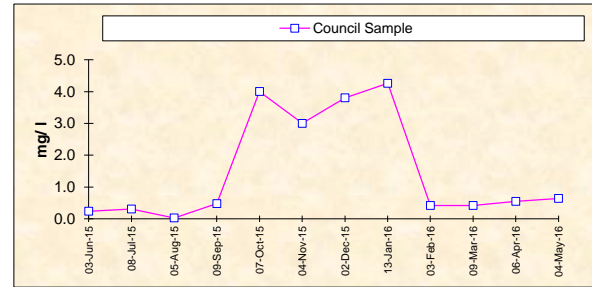
### pH

Frequency	Date Sample Obtained	Date Result Obtained	Unit Of Measurement	EPA Limit	Council Sample
Monthly	03-Jun-15	18-Jun-15	units	MONITORING	7.6
Monthly	08-Jul-15	22-Jul-15	units		7.7
Monthly	05-Aug-15	19-Aug-15	units		7.7
Monthly	09-Sep-15	22-Sep-15	units		7.8
Monthly	07-Oct-15	22-Oct-15	units		8.0
Monthly	04-Nov-15	18-Nov-15	units		7.6
Monthly	02-Dec-15	14-Dec-15	units	CONDITION	7.4
Monthly	13-Jan-16	27-Jan-16	units		7.8
Monthly	03-Feb-16	17-Feb-16	units		7.7
Monthly	09-Mar-16	23-Mar-16	units		7.9
Monthly	06-Apr-16	20-Apr-16	units		8.0
Monthly	04-May-16	18-May-16	units		7.8



### AMMONIA NITROGEN

Frequency	Date Sample Obtained	Date Result Obtained	Unit Of Measurement	EPA Limit	Council Sample
Monthly	03-Jun-15	18-Jun-15	milligrams per litre	MONITORING	0.24
Monthly	08-Jul-15	22-Jul-15	milligrams per litre		0.31
Monthly	05-Aug-15	19-Aug-15	milligrams per litre		0.03
Monthly	09-Sep-15	22-Sep-15	milligrams per litre		0.48
Monthly	07-Oct-15	22-Oct-15	milligrams per litre		4.00
Monthly	04-Nov-15	18-Nov-15	milligrams per litre		3.00
Monthly	02-Dec-15	14-Dec-15	milligrams per litre	CONDITION	3.80
Monthly	13-Jan-16	27-Jan-16	milligrams per litre		4.26
Monthly	03-Feb-16	17-Feb-16	milligrams per litre		0.42
Monthly	09-Mar-16	23-Mar-16	milligrams per litre		0.42
Monthly	06-Apr-16	20-Apr-16	milligrams per litre		0.55
Monthly	04-May-16	18-May-16	milligrams per litre		0.64





# Vincentia Wastewater Treatment Plant - Monitoring Summary

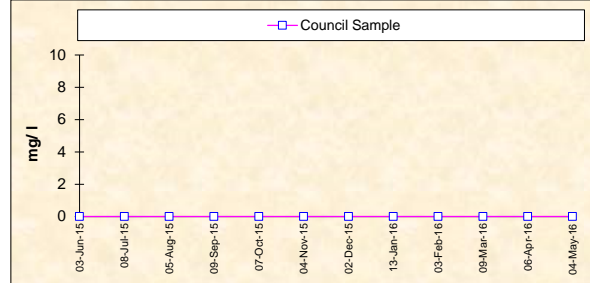
Licensee: Shoalhaven City Council, Shoalhaven Water, PO Box 42 Nowra 2541

Environment Protection License No. 2419

EPA ID No. 15

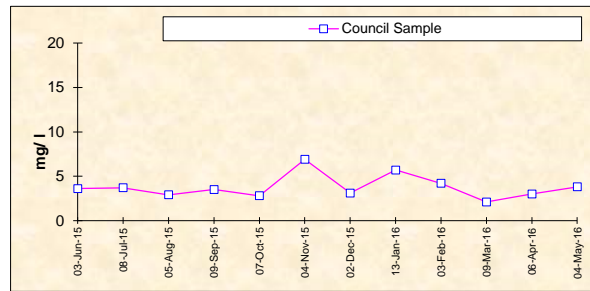
## BOD

Frequency	Date Sample Obtained	Date Result Obtained	Unit Of Measurement	EPA Limit	Council Sample
Monthly	03-Jun-15	18-Jun-15	milligrams per litre	MONITORING	<2
Monthly	08-Jul-15	22-Jul-15	milligrams per litre		<2
Monthly	05-Aug-15	19-Aug-15	milligrams per litre		<2
Monthly	09-Sep-15	22-Sep-15	milligrams per litre		<2
Monthly	07-Oct-15	22-Oct-15	milligrams per litre		<2
Monthly	04-Nov-15	18-Nov-15	milligrams per litre	CONDITION	<2
Monthly	02-Dec-15	14-Dec-15	milligrams per litre		<2
Monthly	13-Jan-16	27-Jan-16	milligrams per litre		<2
Monthly	03-Feb-16	17-Feb-16	milligrams per litre		<2
Monthly	09-Mar-16	23-Mar-16	milligrams per litre		<2
Monthly	06-Apr-16	20-Apr-16	milligrams per litre	<2	
Monthly	04-May-16	18-May-16	milligrams per litre	<2	



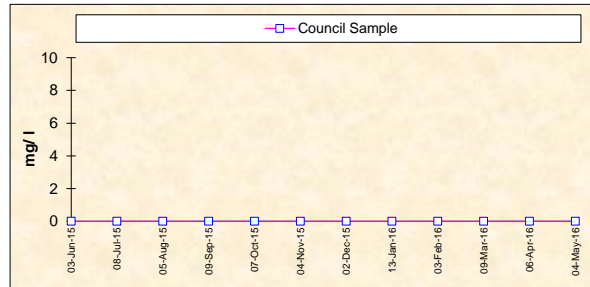
## TOTAL NITROGEN

Frequency	Date Sample Obtained	Date Result Obtained	Unit Of Measurement	EPA Limit	Council Sample
Monthly	03-Jun-15	18-Jun-15	milligrams per litre	MONITORING	3.6
Monthly	08-Jul-15	22-Jul-15	milligrams per litre		3.7
Monthly	05-Aug-15	19-Aug-15	milligrams per litre		2.9
Monthly	09-Sep-15	22-Sep-15	milligrams per litre		3.5
Monthly	07-Oct-15	22-Oct-15	milligrams per litre		2.8
Monthly	04-Nov-15	18-Nov-15	milligrams per litre	CONDITION	6.9
Monthly	02-Dec-15	14-Dec-15	milligrams per litre		3.1
Monthly	13-Jan-16	27-Jan-16	milligrams per litre		5.7
Monthly	03-Feb-16	17-Feb-16	milligrams per litre		4.2
Monthly	09-Mar-16	23-Mar-16	milligrams per litre		2.1
Monthly	06-Apr-16	20-Apr-16	milligrams per litre	3.0	
Monthly	04-May-16	18-May-16	milligrams per litre	3.8	



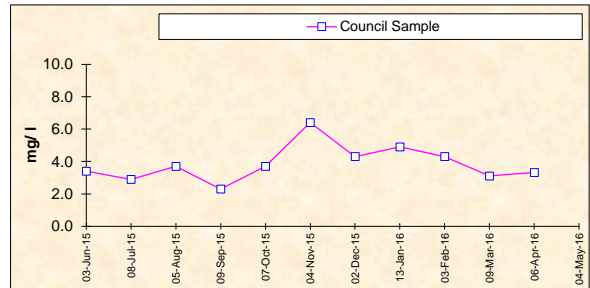
## OIL AND GREASE

Frequency	Date Sample Obtained	Date Result Obtained	Unit Of Measurement	EPA Limit	Council Sample
Monthly	03-Jun-15	18-Jun-15	milligrams per litre	MONITORING	<1
Monthly	08-Jul-15	22-Jul-15	milligrams per litre		<1
Monthly	05-Aug-15	19-Aug-15	milligrams per litre		<1
Monthly	09-Sep-15	22-Sep-15	milligrams per litre		<1
Monthly	07-Oct-15	22-Oct-15	milligrams per litre		<1
Monthly	04-Nov-15	18-Nov-15	milligrams per litre	CONDITION	<1
Monthly	02-Dec-15	14-Dec-15	milligrams per litre		<1
Monthly	13-Jan-16	27-Jan-16	milligrams per litre		<1
Monthly	03-Feb-16	17-Feb-16	milligrams per litre		<1
Monthly	09-Mar-16	23-Mar-16	milligrams per litre		<1
Monthly	06-Apr-16	20-Apr-16	milligrams per litre	<1	
Monthly	04-May-16	18-May-16	milligrams per litre	<1	



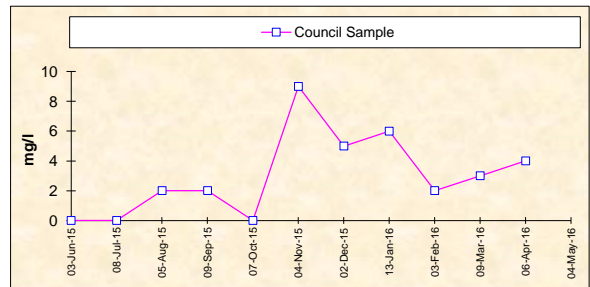
## TOTAL PHOSPHORUS

Frequency	Date Sample Obtained	Date Result Obtained	Unit Of Measurement	EPA Limit	Council Sample
Monthly	03-Jun-15	18-Jun-15	milligrams per litre	MONITORING	3.4
Monthly	08-Jul-15	22-Jul-15	milligrams per litre		2.9
Monthly	05-Aug-15	19-Aug-15	milligrams per litre		3.7
Monthly	09-Sep-15	22-Sep-15	milligrams per litre		2.3
Monthly	07-Oct-15	22-Oct-15	milligrams per litre		3.7
Monthly	04-Nov-15	18-Nov-15	milligrams per litre	CONDITION	6.4
Monthly	02-Dec-15	14-Dec-15	milligrams per litre		4.3
Monthly	13-Jan-16	27-Jan-16	milligrams per litre		4.9
Monthly	03-Feb-16	17-Feb-16	milligrams per litre		4.3
Monthly	09-Mar-16	23-Mar-16	milligrams per litre		3.1
Monthly	06-Apr-16	20-Apr-16	milligrams per litre	3.3	
Monthly	04-May-16	18-May-16	milligrams per litre		



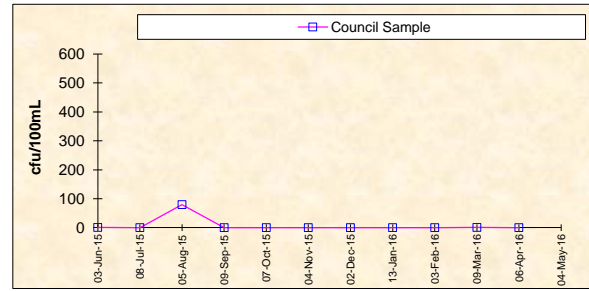
## TOTAL SUSPENDED SOLIDS

Frequency	Date Sample Obtained	Date Result Obtained	Unit Of Measurement	EPA Limit	Council Sample
Monthly	03-Jun-15	18-Jun-15	milligrams per litre	MONITORING	<1
Monthly	08-Jul-15	22-Jul-15	milligrams per litre		<1
Monthly	05-Aug-15	19-Aug-15	milligrams per litre		2
Monthly	09-Sep-15	22-Sep-15	milligrams per litre		2
Monthly	07-Oct-15	22-Oct-15	milligrams per litre		<1
Monthly	04-Nov-15	18-Nov-15	milligrams per litre	CONDITION	9
Monthly	02-Dec-15	14-Dec-15	milligrams per litre		5
Monthly	13-Jan-16	27-Jan-16	milligrams per litre		6
Monthly	03-Feb-16	17-Feb-16	milligrams per litre		2
Monthly	09-Mar-16	23-Mar-16	milligrams per litre		3
Monthly	06-Apr-16	20-Apr-16	milligrams per litre	4	
Monthly	04-May-16	18-May-16	milligrams per litre		



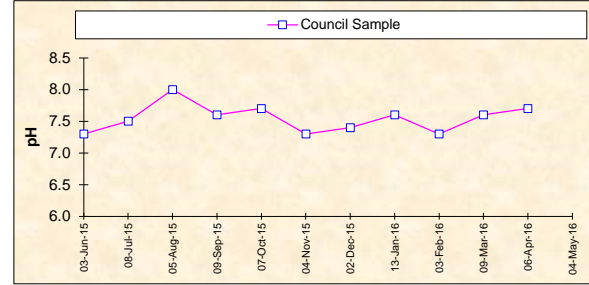
### FAECAL COLIFORMS

Frequency	Date Sample Obtained	Date Result Obtained	Unit Of Measurement	EPA Limit	Council Sample
Monthly	03-Jun-15	18-Jun-15	colony forming units per 100 millilitres		1
Monthly	08-Jul-15	22-Jul-15	colony forming units per 100 millilitres		<1
Monthly	05-Aug-15	19-Aug-15	colony forming units per 100 millilitres		80
Monthly	09-Sep-15	22-Sep-15	colony forming units per 100 millilitres		<1
Monthly	07-Oct-15	22-Oct-15	colony forming units per 100 millilitres		<1
Monthly	04-Nov-15	18-Nov-15	colony forming units per 100 millilitres		<1
Monthly	02-Dec-15	14-Dec-15	colony forming units per 100 millilitres		<1
Monthly	13-Jan-16	27-Jan-16	colony forming units per 100 millilitres		<1
Monthly	03-Feb-16	17-Feb-16	colony forming units per 100 millilitres		<1
Monthly	09-Mar-16	23-Mar-16	colony forming units per 100 millilitres		1
Monthly	06-Apr-16	20-Apr-16	colony forming units per 100 millilitres		<1
Monthly	04-May-16	18-May-16	colony forming units per 100 millilitres		<1



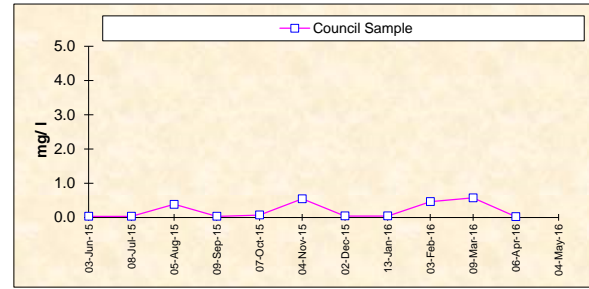
### pH

Frequency	Date Sample Obtained	Date Result Obtained	Unit Of Measurement	EPA Limit	Council Sample
Monthly	03-Jun-15	18-Jun-15	units		7.3
Monthly	08-Jul-15	22-Jul-15	units		7.5
Monthly	05-Aug-15	19-Aug-15	units		8.0
Monthly	09-Sep-15	22-Sep-15	units		7.6
Monthly	07-Oct-15	22-Oct-15	units		7.7
Monthly	04-Nov-15	18-Nov-15	units		7.3
Monthly	02-Dec-15	14-Dec-15	units		7.4
Monthly	13-Jan-16	27-Jan-16	units		7.6
Monthly	03-Feb-16	17-Feb-16	units		7.3
Monthly	09-Mar-16	23-Mar-16	units		7.6
Monthly	06-Apr-16	20-Apr-16	units		7.7
Monthly	04-May-16	18-May-16	units		7.7



### AMMONIA NITROGEN

Frequency	Date Sample Obtained	Date Result Obtained	Unit Of Measurement	EPA Limit	Council Sample
Monthly	03-Jun-15	18-Jun-15	milligrams per litre		0.03
Monthly	08-Jul-15	22-Jul-15	milligrams per litre		0.03
Monthly	05-Aug-15	19-Aug-15	milligrams per litre		0.38
Monthly	09-Sep-15	22-Sep-15	milligrams per litre		0.03
Monthly	07-Oct-15	22-Oct-15	milligrams per litre		0.07
Monthly	04-Nov-15	18-Nov-15	milligrams per litre		0.54
Monthly	02-Dec-15	14-Dec-15	milligrams per litre		0.04
Monthly	13-Jan-16	27-Jan-16	milligrams per litre		0.04
Monthly	03-Feb-16	17-Feb-16	milligrams per litre		0.46
Monthly	09-Mar-16	23-Mar-16	milligrams per litre		0.57
Monthly	06-Apr-16	20-Apr-16	milligrams per litre		0.02
Monthly	04-May-16	18-May-16	milligrams per litre		0.02





# Culburra Wastewater Treatment Plant - Monitoring Summary

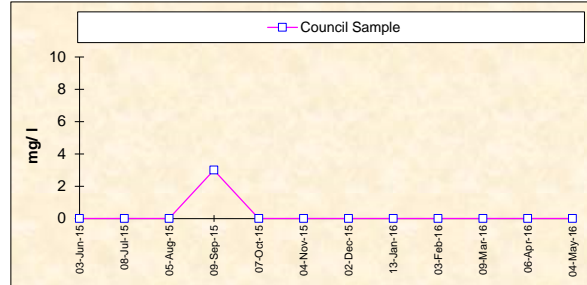
Licensee: Shoalhaven City Council, Shoalhaven Water, PO Box 42 Nowra 2541

Environment Protection License No. 2419

EPA ID No. 16

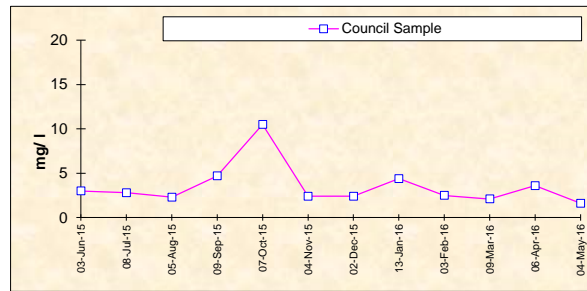
## BOD

Frequency	Date Sample Obtained	Date Result Obtained	Unit Of Measurement	EPA Limit	Council Sample
Monthly	03-Jun-15	18-Jun-15	milligrams per litre	MONITORING	<2
Monthly	08-Jul-15	22-Jul-15	milligrams per litre		<2
Monthly	05-Aug-15	19-Aug-15	milligrams per litre		<2
Monthly	09-Sep-15	22-Sep-15	milligrams per litre		3
Monthly	07-Oct-15	22-Oct-15	milligrams per litre		<2
Monthly	04-Nov-15	18-Nov-15	milligrams per litre	CONDITION	<2
Monthly	02-Dec-15	14-Dec-15	milligrams per litre		<2
Monthly	13-Jan-16	27-Jan-16	milligrams per litre		<2
Monthly	03-Feb-16	17-Feb-16	milligrams per litre		<2
Monthly	09-Mar-16	23-Mar-16	milligrams per litre		<2
Monthly	06-Apr-16	20-Apr-16	milligrams per litre	<2	
Monthly	04-May-16	18-May-16	milligrams per litre	<2	



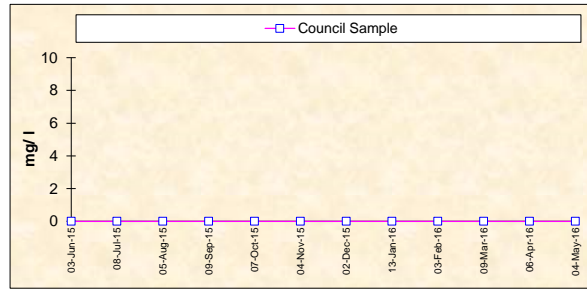
## TOTAL NITROGEN

Frequency	Date Sample Obtained	Date Result Obtained	Unit Of Measurement	EPA Limit	Council Sample
Monthly	03-Jun-15	18-Jun-15	milligrams per litre	MONITORING	3.0
Monthly	08-Jul-15	22-Jul-15	milligrams per litre		2.8
Monthly	05-Aug-15	19-Aug-15	milligrams per litre		2.3
Monthly	09-Sep-15	22-Sep-15	milligrams per litre		4.7
Monthly	07-Oct-15	22-Oct-15	milligrams per litre		10.5
Monthly	04-Nov-15	18-Nov-15	milligrams per litre	CONDITION	2.4
Monthly	02-Dec-15	14-Dec-15	milligrams per litre		2.4
Monthly	13-Jan-16	27-Jan-16	milligrams per litre		4.4
Monthly	03-Feb-16	17-Feb-16	milligrams per litre		2.5
Monthly	09-Mar-16	23-Mar-16	milligrams per litre		2.1
Monthly	06-Apr-16	20-Apr-16	milligrams per litre	3.6	
Monthly	04-May-16	18-May-16	milligrams per litre	1.6	



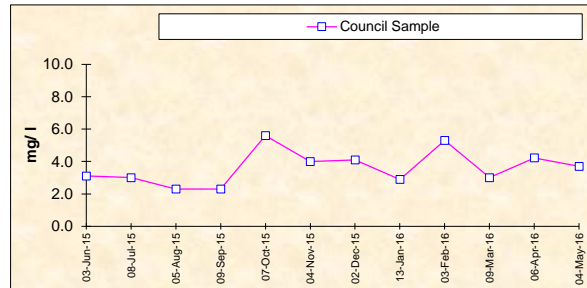
## OIL AND GREASE

Frequency	Date Sample Obtained	Date Result Obtained	Unit Of Measurement	EPA Limit	Council Sample
Monthly	03-Jun-15	18-Jun-15	milligrams per litre	MONITORING	<1
Monthly	08-Jul-15	22-Jul-15	milligrams per litre		<1
Monthly	05-Aug-15	19-Aug-15	milligrams per litre		<1
Monthly	09-Sep-15	22-Sep-15	milligrams per litre		<1
Monthly	07-Oct-15	22-Oct-15	milligrams per litre		<1
Monthly	04-Nov-15	18-Nov-15	milligrams per litre	CONDITION	<1
Monthly	02-Dec-15	14-Dec-15	milligrams per litre		<1
Monthly	13-Jan-16	27-Jan-16	milligrams per litre		<1
Monthly	03-Feb-16	17-Feb-16	milligrams per litre		<1
Monthly	09-Mar-16	23-Mar-16	milligrams per litre		<1
Monthly	06-Apr-16	20-Apr-16	milligrams per litre	<1	
Monthly	04-May-16	18-May-16	milligrams per litre	<1	



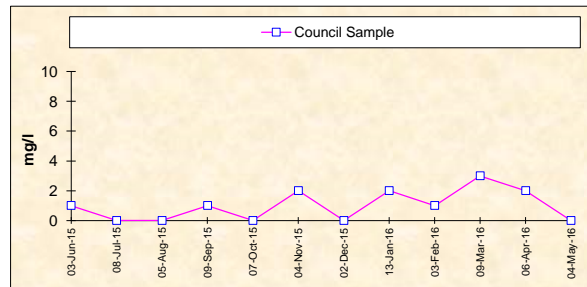
## TOTAL PHOSPHORUS

Frequency	Date Sample Obtained	Date Result Obtained	Unit Of Measurement	EPA Limit	Council Sample
Monthly	03-Jun-15	18-Jun-15	milligrams per litre	MONITORING	3.1
Monthly	08-Jul-15	22-Jul-15	milligrams per litre		3.0
Monthly	05-Aug-15	19-Aug-15	milligrams per litre		2.3
Monthly	09-Sep-15	22-Sep-15	milligrams per litre		2.3
Monthly	07-Oct-15	22-Oct-15	milligrams per litre		5.6
Monthly	04-Nov-15	18-Nov-15	milligrams per litre	CONDITION	4.0
Monthly	02-Dec-15	14-Dec-15	milligrams per litre		4.1
Monthly	13-Jan-16	27-Jan-16	milligrams per litre		2.9
Monthly	03-Feb-16	17-Feb-16	milligrams per litre		5.3
Monthly	09-Mar-16	23-Mar-16	milligrams per litre		3.0
Monthly	06-Apr-16	20-Apr-16	milligrams per litre	4.2	
Monthly	04-May-16	18-May-16	milligrams per litre	3.7	



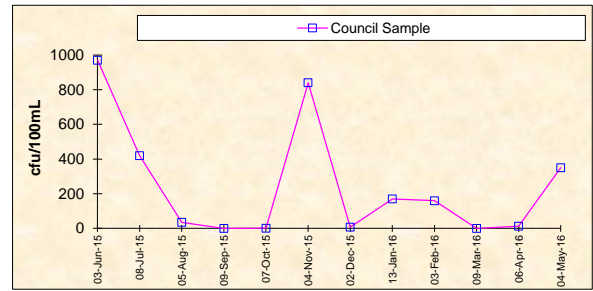
## TOTAL SUSPENDED SOLIDS

Frequency	Date Sample Obtained	Date Result Obtained	Unit Of Measurement	EPA Limit	Council Sample
Monthly	03-Jun-15	18-Jun-15	milligrams per litre	MONITORING	1
Monthly	08-Jul-15	22-Jul-15	milligrams per litre		<1
Monthly	05-Aug-15	19-Aug-15	milligrams per litre		<1
Monthly	09-Sep-15	22-Sep-15	milligrams per litre		1
Monthly	07-Oct-15	22-Oct-15	milligrams per litre		<1
Monthly	04-Nov-15	18-Nov-15	milligrams per litre	CONDITION	2
Monthly	02-Dec-15	14-Dec-15	milligrams per litre		<1
Monthly	13-Jan-16	27-Jan-16	milligrams per litre		2
Monthly	03-Feb-16	17-Feb-16	milligrams per litre		1
Monthly	09-Mar-16	23-Mar-16	milligrams per litre		3
Monthly	06-Apr-16	20-Apr-16	milligrams per litre	2	
Monthly	04-May-16	18-May-16	milligrams per litre	<1	



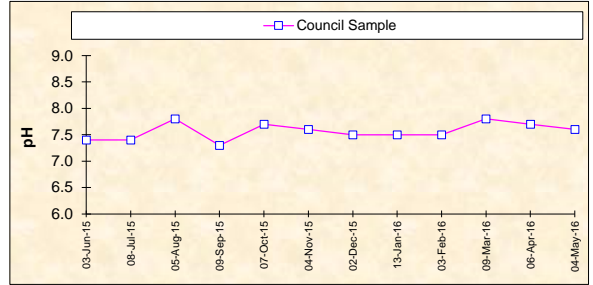
### FAECAL COLIFORMS

Frequency	Date Sample Obtained	Date Result Obtained	Unit Of Measurement	EPA Limit	Council Sample
Monthly	03-Jun-15	18-Jun-15	colony forming units per 100 millilitres	MONITORING	970
Monthly	08-Jul-15	22-Jul-15	colony forming units per 100 millilitres		420
Monthly	05-Aug-15	19-Aug-15	colony forming units per 100 millilitres		35
Monthly	09-Sep-15	22-Sep-15	colony forming units per 100 millilitres		<1
Monthly	07-Oct-15	22-Oct-15	colony forming units per 100 millilitres		1
Monthly	04-Nov-15	18-Nov-15	colony forming units per 100 millilitres	CONDITION	840
Monthly	02-Dec-15	14-Dec-15	colony forming units per 100 millilitres		8
Monthly	13-Jan-16	27-Jan-16	colony forming units per 100 millilitres		170
Monthly	03-Feb-16	17-Feb-16	colony forming units per 100 millilitres		160
Monthly	09-Mar-16	23-Mar-16	colony forming units per 100 millilitres		<1
Monthly	06-Apr-16	20-Apr-16	colony forming units per 100 millilitres		13
Monthly	04-May-16	18-May-16	colony forming units per 100 millilitres		350



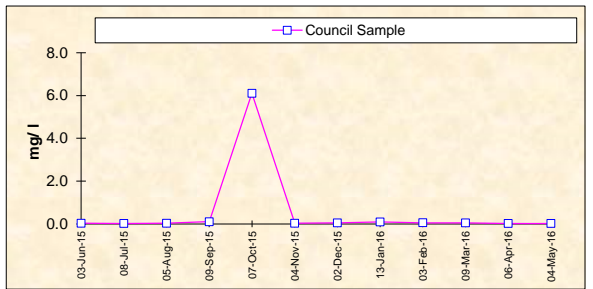
### pH

Frequency	Date Sample Obtained	Date Result Obtained	Unit Of Measurement	EPA Limit	Council Sample
Monthly	03-Jun-15	18-Jun-15	units	MONITORING	7.4
Monthly	08-Jul-15	22-Jul-15	units		7.4
Monthly	05-Aug-15	19-Aug-15	units		7.8
Monthly	09-Sep-15	22-Sep-15	units		7.3
Monthly	07-Oct-15	22-Oct-15	units		7.7
Monthly	04-Nov-15	18-Nov-15	units	CONDITION	7.6
Monthly	02-Dec-15	14-Dec-15	units		7.5
Monthly	13-Jan-16	27-Jan-16	units		7.5
Monthly	03-Feb-16	17-Feb-16	units		7.5
Monthly	09-Mar-16	23-Mar-16	units		7.8
Monthly	06-Apr-16	20-Apr-16	units		7.7
Monthly	04-May-16	18-May-16	units		7.6



### AMMONIA NITROGEN

Frequency	Date Sample Obtained	Date Result Obtained	Unit Of Measurement	EPA Limit	Council Sample
Monthly	03-Jun-15	18-Jun-15	milligrams per litre	MONITORING	0.03
Monthly	08-Jul-15	22-Jul-15	milligrams per litre		0.02
Monthly	05-Aug-15	19-Aug-15	milligrams per litre		0.03
Monthly	09-Sep-15	22-Sep-15	milligrams per litre		0.10
Monthly	07-Oct-15	22-Oct-15	milligrams per litre		6.10
Monthly	04-Nov-15	18-Nov-15	milligrams per litre	CONDITION	0.03
Monthly	02-Dec-15	14-Dec-15	milligrams per litre		0.04
Monthly	13-Jan-16	27-Jan-16	milligrams per litre		0.09
Monthly	03-Feb-16	17-Feb-16	milligrams per litre		0.05
Monthly	09-Mar-16	23-Mar-16	milligrams per litre		0.04
Monthly	06-Apr-16	20-Apr-16	milligrams per litre		0.02
Monthly	04-May-16	18-May-16	milligrams per litre		0.02



# Callala Wastewater Treatment Plant - Monitoring Summary

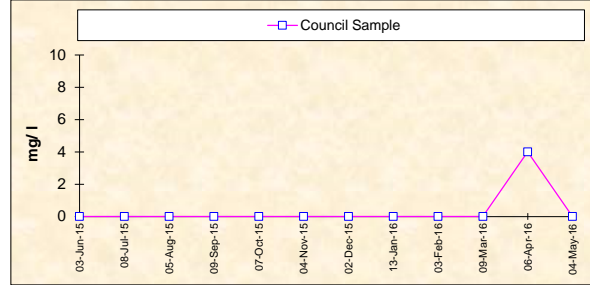
Licensee: Shoalhaven City Council, Shoalhaven Water, PO Box 42 Nowra 2541

Environment Protection License No. 2419

EPA ID No. 17

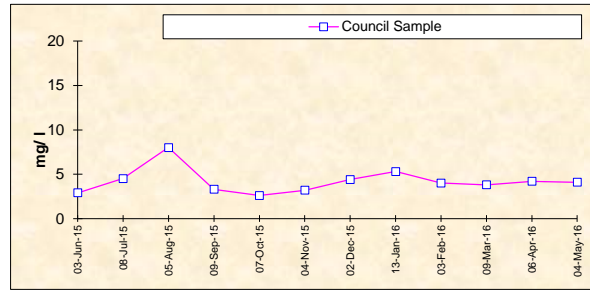
## BOD

Frequency	Date Sample Obtained	Date Result Obtained	Unit Of Measurement	EPA Limit	Council Sample	
Monthly	03-Jun-15	18-Jun-15	milligrams per litre	MONITORING	<2	
Monthly	08-Jul-15	22-Jul-15	milligrams per litre		<2	
Monthly	05-Aug-15	19-Aug-15	milligrams per litre		<2	
Monthly	09-Sep-15	22-Sep-15	milligrams per litre		<2	
Monthly	07-Oct-15	22-Oct-15	milligrams per litre		<2	
Monthly	04-Nov-15	18-Nov-15	milligrams per litre		<2	
Monthly	02-Dec-15	14-Dec-15	milligrams per litre		CONDITIONS	<2
Monthly	13-Jan-16	27-Jan-16	milligrams per litre			<2
Monthly	03-Feb-16	17-Feb-16	milligrams per litre			<2
Monthly	09-Mar-16	23-Mar-16	milligrams per litre			<2
Monthly	06-Apr-16	20-Apr-16	milligrams per litre			4
Monthly	04-May-16	18-May-16	milligrams per litre			<2



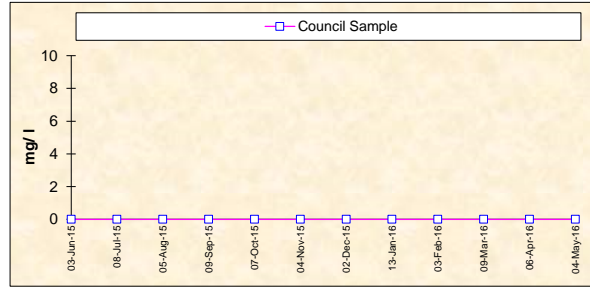
## TOTAL NITROGEN

Frequency	Date Sample Obtained	Date Result Obtained	Unit Of Measurement	EPA Limit	Council Sample	
Monthly	03-Jun-15	18-Jun-15	milligrams per litre	MONITORING	2.9	
Monthly	08-Jul-15	22-Jul-15	milligrams per litre		4.5	
Monthly	05-Aug-15	19-Aug-15	milligrams per litre		8.0	
Monthly	09-Sep-15	22-Sep-15	milligrams per litre		3.3	
Monthly	07-Oct-15	22-Oct-15	milligrams per litre		2.6	
Monthly	04-Nov-15	18-Nov-15	milligrams per litre		3.2	
Monthly	02-Dec-15	14-Dec-15	milligrams per litre		CONDITIONS	4.4
Monthly	13-Jan-16	27-Jan-16	milligrams per litre			5.3
Monthly	03-Feb-16	17-Feb-16	milligrams per litre			4.0
Monthly	09-Mar-16	23-Mar-16	milligrams per litre			3.8
Monthly	06-Apr-16	20-Apr-16	milligrams per litre			4.2
Monthly	04-May-16	18-May-16	milligrams per litre			4.1



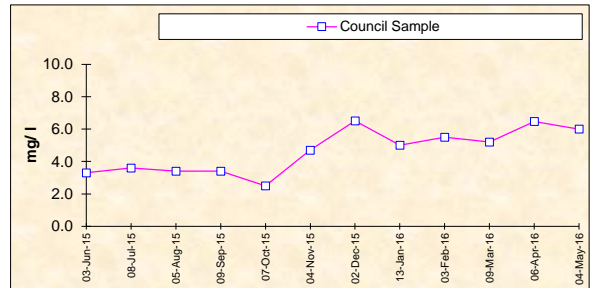
## OIL AND GREASE

Frequency	Date Sample Obtained	Date Result Obtained	Unit Of Measurement	EPA Limit	Council Sample	
Monthly	03-Jun-15	18-Jun-15	milligrams per litre	MONITORING	<1	
Monthly	08-Jul-15	22-Jul-15	milligrams per litre		<1	
Monthly	05-Aug-15	19-Aug-15	milligrams per litre		<1	
Monthly	09-Sep-15	22-Sep-15	milligrams per litre		<1	
Monthly	07-Oct-15	22-Oct-15	milligrams per litre		<1	
Monthly	04-Nov-15	18-Nov-15	milligrams per litre		<1	
Monthly	02-Dec-15	14-Dec-15	milligrams per litre		CONDITIONS	<1
Monthly	13-Jan-16	27-Jan-16	milligrams per litre			<1
Monthly	03-Feb-16	17-Feb-16	milligrams per litre			<1
Monthly	09-Mar-16	23-Mar-16	milligrams per litre			<1
Monthly	06-Apr-16	20-Apr-16	milligrams per litre			<1
Monthly	04-May-16	18-May-16	milligrams per litre			<1



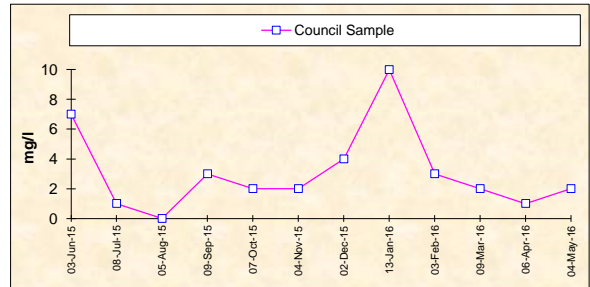
## TOTAL PHOSPHORUS

Frequency	Date Sample Obtained	Date Result Obtained	Unit Of Measurement	EPA Limit	Council Sample	
Monthly	03-Jun-15	18-Jun-15	milligrams per litre	MONITORING	3.3	
Monthly	08-Jul-15	22-Jul-15	milligrams per litre		3.6	
Monthly	05-Aug-15	19-Aug-15	milligrams per litre		3.4	
Monthly	09-Sep-15	22-Sep-15	milligrams per litre		3.4	
Monthly	07-Oct-15	22-Oct-15	milligrams per litre		2.5	
Monthly	04-Nov-15	18-Nov-15	milligrams per litre		4.7	
Monthly	02-Dec-15	14-Dec-15	milligrams per litre		CONDITIONS	6.5
Monthly	13-Jan-16	27-Jan-16	milligrams per litre			5.0
Monthly	03-Feb-16	17-Feb-16	milligrams per litre			5.5
Monthly	09-Mar-16	23-Mar-16	milligrams per litre			5.2
Monthly	06-Apr-16	20-Apr-16	milligrams per litre			6.5
Monthly	04-May-16	18-May-16	milligrams per litre			6.0



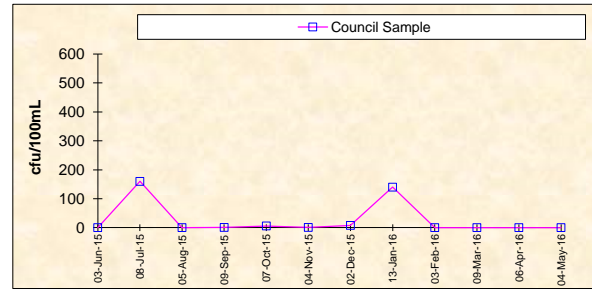
## TOTAL SUSPENDED SOLIDS

Frequency	Date Sample Obtained	Date Result Obtained	Unit Of Measurement	EPA Limit	Council Sample	
Monthly	03-Jun-15	18-Jun-15	milligrams per litre	MONITORING	7	
Monthly	08-Jul-15	22-Jul-15	milligrams per litre		1	
Monthly	05-Aug-15	19-Aug-15	milligrams per litre		<1	
Monthly	09-Sep-15	22-Sep-15	milligrams per litre		3	
Monthly	07-Oct-15	22-Oct-15	milligrams per litre		2	
Monthly	04-Nov-15	18-Nov-15	milligrams per litre		2	
Monthly	02-Dec-15	14-Dec-15	milligrams per litre		CONDITIONS	4
Monthly	13-Jan-16	27-Jan-16	milligrams per litre			10
Monthly	03-Feb-16	17-Feb-16	milligrams per litre			3
Monthly	09-Mar-16	23-Mar-16	milligrams per litre			2
Monthly	06-Apr-16	20-Apr-16	milligrams per litre			1
Monthly	04-May-16	18-May-16	milligrams per litre			2



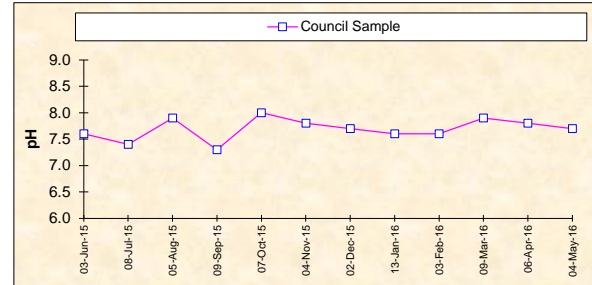
### FAECAL COLIFORMS

Frequency	Date Sample Obtained	Date Result Obtained	Unit Of Measurement	EPA Limit	Council Sample
Monthly	03-Jun-15	18-Jun-15	colony forming units per 100 millilitres		<1
Monthly	08-Jul-15	22-Jul-15	colony forming units per 100 millilitres		160
Monthly	05-Aug-15	19-Aug-15	colony forming units per 100 millilitres		<1
Monthly	09-Sep-15	22-Sep-15	colony forming units per 100 millilitres	MONITORING	1
Monthly	07-Oct-15	22-Oct-15	colony forming units per 100 millilitres		6
Monthly	04-Nov-15	18-Nov-15	colony forming units per 100 millilitres		1
Monthly	02-Dec-15	14-Dec-15	colony forming units per 100 millilitres	CONDITIONS	8
Monthly	13-Jan-16	27-Jan-16	colony forming units per 100 millilitres		140
Monthly	03-Feb-16	17-Feb-16	colony forming units per 100 millilitres		<1
Monthly	09-Mar-16	23-Mar-16	colony forming units per 100 millilitres		<1
Monthly	06-Apr-16	20-Apr-16	colony forming units per 100 millilitres		<1
Monthly	04-May-16	18-May-16	colony forming units per 100 millilitres		<1



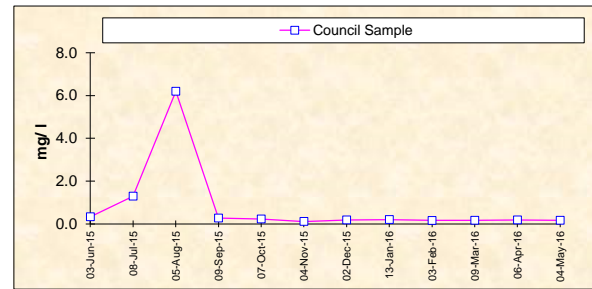
### pH

Frequency	Date Sample Obtained	Date Result Obtained	Unit Of Measurement	EPA Limit	Council Sample
Monthly	03-Jun-15	18-Jun-15	pH		7.6
Monthly	08-Jul-15	22-Jul-15	pH		7.4
Monthly	05-Aug-15	19-Aug-15	pH		7.9
Monthly	09-Sep-15	22-Sep-15	pH	MONITORING	7.3
Monthly	07-Oct-15	22-Oct-15	pH		8.0
Monthly	04-Nov-15	18-Nov-15	pH		7.8
Monthly	02-Dec-15	14-Dec-15	pH	CONDITIONS	7.7
Monthly	13-Jan-16	27-Jan-16	pH		7.6
Monthly	03-Feb-16	17-Feb-16	pH		7.6
Monthly	09-Mar-16	23-Mar-16	pH		7.9
Monthly	06-Apr-16	20-Apr-16	pH		7.8
Monthly	04-May-16	18-May-16	pH		7.7



### AMMONIA NITROGEN

Frequency	Date Sample Obtained	Date Result Obtained	Unit Of Measurement	EPA Limit	Council Sample
Monthly	03-Jun-15	18-Jun-15	milligrams per litre		0.33
Monthly	08-Jul-15	22-Jul-15	milligrams per litre		1.29
Monthly	05-Aug-15	19-Aug-15	milligrams per litre		6.20
Monthly	09-Sep-15	22-Sep-15	milligrams per litre	MONITORING	0.27
Monthly	07-Oct-15	22-Oct-15	milligrams per litre		0.23
Monthly	04-Nov-15	18-Nov-15	milligrams per litre		0.11
Monthly	02-Dec-15	14-Dec-15	milligrams per litre	CONDITIONS	0.18
Monthly	13-Jan-16	27-Jan-16	milligrams per litre		0.20
Monthly	03-Feb-16	17-Feb-16	milligrams per litre		0.16
Monthly	09-Mar-16	23-Mar-16	milligrams per litre		0.17
Monthly	06-Apr-16	20-Apr-16	milligrams per litre		0.18
Monthly	04-May-16	18-May-16	milligrams per litre		0.17



# REMS Supply to Farms - Monitoring Summary

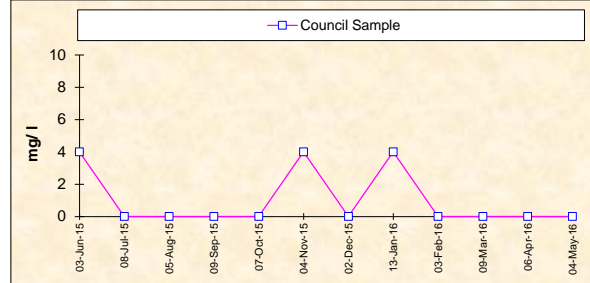
Licensee: Shoalhaven City Council, Shoalhaven Water, PO Box 42 Nowra 2541

Environment Protection License No. 2419

EPA ID No. 24

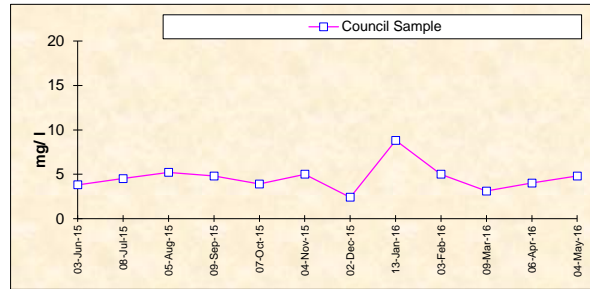
## BOD

Frequency	Date Sample Obtained	Date Result Obtained	Unit Of Measurement	EPA Limit	Council Sample	
Monthly	03-Jun-15	18-Jun-15	milligrams per litre	MONITORING	4	
Monthly	08-Jul-15	22-Jul-15	milligrams per litre		<2	
Monthly	05-Aug-15	19-Aug-15	milligrams per litre		<2	
Monthly	09-Sep-15	22-Sep-15	milligrams per litre		<2	
Monthly	07-Oct-15	22-Oct-15	milligrams per litre		<2	
Monthly	04-Nov-15	18-Nov-15	milligrams per litre		4	
Monthly	02-Dec-15	14-Dec-15	milligrams per litre		CONDITION	<2
Monthly	13-Jan-16	27-Jan-16	milligrams per litre			4
Monthly	03-Feb-16	17-Feb-16	milligrams per litre			<2
Monthly	09-Mar-16	23-Mar-16	milligrams per litre			<2
Monthly	06-Apr-16	20-Apr-16	milligrams per litre	<2		
Monthly	04-May-16	18-May-16	milligrams per litre	<2		



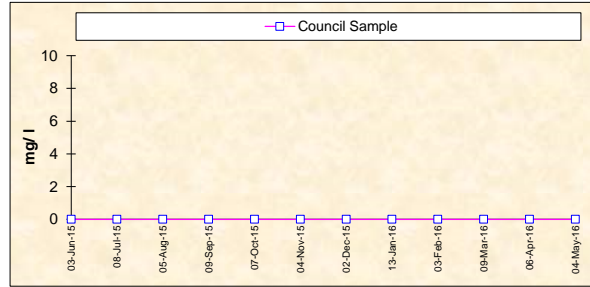
## TOTAL NITROGEN

Frequency	Date Sample Obtained	Date Result Obtained	Unit Of Measurement	EPA Limit	Council Sample	
Monthly	03-Jun-15	18-Jun-15	milligrams per litre	MONITORING	3.8	
Monthly	08-Jul-15	22-Jul-15	milligrams per litre		4.5	
Monthly	05-Aug-15	19-Aug-15	milligrams per litre		5.2	
Monthly	09-Sep-15	22-Sep-15	milligrams per litre		4.8	
Monthly	07-Oct-15	22-Oct-15	milligrams per litre		3.9	
Monthly	04-Nov-15	18-Nov-15	milligrams per litre		CONDITION	5.0
Monthly	02-Dec-15	14-Dec-15	milligrams per litre			2.4
Monthly	13-Jan-16	27-Jan-16	milligrams per litre			8.8
Monthly	03-Feb-16	17-Feb-16	milligrams per litre			5.0
Monthly	09-Mar-16	23-Mar-16	milligrams per litre			3.1
Monthly	06-Apr-16	20-Apr-16	milligrams per litre	4.0		
Monthly	04-May-16	18-May-16	milligrams per litre	4.8		



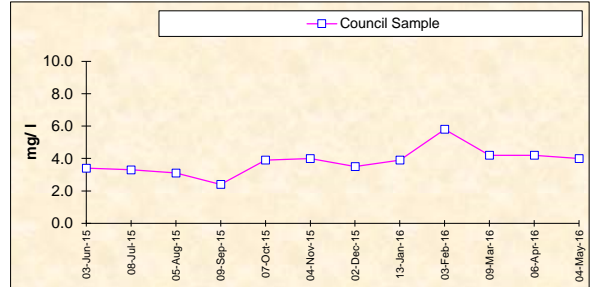
## OIL AND GREASE

Frequency	Date Sample Obtained	Date Result Obtained	Unit Of Measurement	EPA Limit	Council Sample	
Monthly	03-Jun-15	18-Jun-15	milligrams per litre	MONITORING	<1	
Monthly	08-Jul-15	22-Jul-15	milligrams per litre		<1	
Monthly	05-Aug-15	19-Aug-15	milligrams per litre		<1	
Monthly	09-Sep-15	22-Sep-15	milligrams per litre		<1	
Monthly	07-Oct-15	22-Oct-15	milligrams per litre		<1	
Monthly	04-Nov-15	18-Nov-15	milligrams per litre		CONDITION	<1
Monthly	02-Dec-15	14-Dec-15	milligrams per litre			<1
Monthly	13-Jan-16	27-Jan-16	milligrams per litre			<1
Monthly	03-Feb-16	17-Feb-16	milligrams per litre			<1
Monthly	09-Mar-16	23-Mar-16	milligrams per litre			<1
Monthly	06-Apr-16	20-Apr-16	milligrams per litre	<1		
Monthly	04-May-16	18-May-16	milligrams per litre	<1		



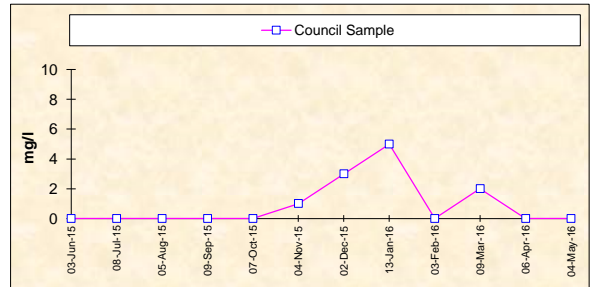
## TOTAL PHOSPHORUS

Frequency	Date Sample Obtained	Date Result Obtained	Unit Of Measurement	EPA Limit	Council Sample	
Monthly	03-Jun-15	18-Jun-15	milligrams per litre	MONITORING	3.4	
Monthly	08-Jul-15	22-Jul-15	milligrams per litre		3.3	
Monthly	05-Aug-15	19-Aug-15	milligrams per litre		3.1	
Monthly	09-Sep-15	22-Sep-15	milligrams per litre		2.4	
Monthly	07-Oct-15	22-Oct-15	milligrams per litre		3.9	
Monthly	04-Nov-15	18-Nov-15	milligrams per litre		CONDITION	4.0
Monthly	02-Dec-15	14-Dec-15	milligrams per litre			3.5
Monthly	13-Jan-16	27-Jan-16	milligrams per litre			3.9
Monthly	03-Feb-16	17-Feb-16	milligrams per litre			5.8
Monthly	09-Mar-16	23-Mar-16	milligrams per litre			4.2
Monthly	06-Apr-16	20-Apr-16	milligrams per litre	4.2		
Monthly	04-May-16	18-May-16	milligrams per litre	4.0		



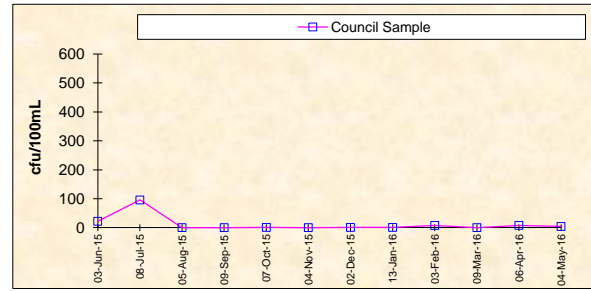
## TOTAL SUSPENDED SOLIDS

Frequency	Date Sample Obtained	Date Result Obtained	Unit Of Measurement	EPA Limit	Council Sample	
Monthly	03-Jun-15	18-Jun-15	milligrams per litre	MONITORING	<1	
Monthly	08-Jul-15	22-Jul-15	milligrams per litre		<1	
Monthly	05-Aug-15	19-Aug-15	milligrams per litre		<1	
Monthly	09-Sep-15	22-Sep-15	milligrams per litre		<1	
Monthly	07-Oct-15	22-Oct-15	milligrams per litre		<1	
Monthly	04-Nov-15	18-Nov-15	milligrams per litre		CONDITION	1
Monthly	02-Dec-15	14-Dec-15	milligrams per litre			3
Monthly	13-Jan-16	27-Jan-16	milligrams per litre			5
Monthly	03-Feb-16	17-Feb-16	milligrams per litre			<1
Monthly	09-Mar-16	23-Mar-16	milligrams per litre			2
Monthly	06-Apr-16	20-Apr-16	milligrams per litre	<1		
Monthly	04-May-16	18-May-16	milligrams per litre	<1		



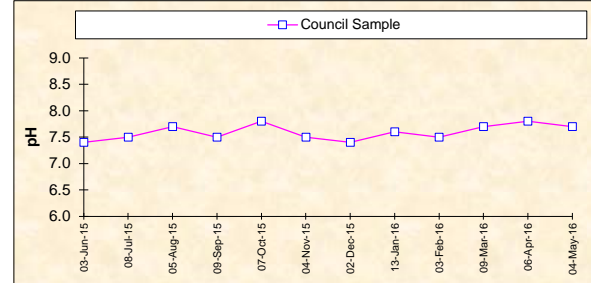
## FAECAL COLIFORMS

Frequency	Date Sample Obtained	Date Result Obtained	Unit Of Measurement	EPA Limit	Council Sample
Monthly	03-Jun-15	18-Jun-15	colony forming units per 100 millilitres	MONITORING	22
Monthly	08-Jul-15	22-Jul-15	colony forming units per 100 millilitres		96
Monthly	05-Aug-15	19-Aug-15	colony forming units per 100 millilitres		<1
Monthly	09-Sep-15	22-Sep-15	colony forming units per 100 millilitres		<1
Monthly	07-Oct-15	22-Oct-15	colony forming units per 100 millilitres		1
Monthly	04-Nov-15	18-Nov-15	colony forming units per 100 millilitres	CONDITION	<1
Monthly	02-Dec-15	14-Dec-15	colony forming units per 100 millilitres		1
Monthly	13-Jan-16	27-Jan-16	colony forming units per 100 millilitres		1
Monthly	03-Feb-16	17-Feb-16	colony forming units per 100 millilitres		8
Monthly	09-Mar-16	23-Mar-16	colony forming units per 100 millilitres		<1
Monthly	06-Apr-16	20-Apr-16	colony forming units per 100 millilitres		8
Monthly	04-May-16	18-May-16	colony forming units per 100 millilitres		4



## pH

Frequency	Date Sample Obtained	Date Result Obtained	Unit Of Measurement	EPA Limit	Council Sample
Monthly	03-Jun-15	18-Jun-15	pH	MONITORING	7.4
Monthly	08-Jul-15	22-Jul-15	pH		7.5
Monthly	05-Aug-15	19-Aug-15	pH		7.7
Monthly	09-Sep-15	22-Sep-15	pH		7.5
Monthly	07-Oct-15	22-Oct-15	pH		7.8
Monthly	04-Nov-15	18-Nov-15	pH	CONDITION	7.5
Monthly	02-Dec-15	14-Dec-15	pH		7.4
Monthly	13-Jan-16	27-Jan-16	pH		7.6
Monthly	03-Feb-16	17-Feb-16	pH		7.5
Monthly	09-Mar-16	23-Mar-16	pH		7.7
Monthly	06-Apr-16	20-Apr-16	pH		7.8
Monthly	04-May-16	18-May-16	pH		7.7



## AMMONIA NITROGEN

Frequency	Date Sample Obtained	Date Result Obtained	Unit Of Measurement	EPA Limit	Council Sample
Monthly	03-Jun-15	18-Jun-15	milligrams per litre	MONITORING	0.03
Monthly	08-Jul-15	22-Jul-15	milligrams per litre		0.01
Monthly	05-Aug-15	19-Aug-15	milligrams per litre		0.15
Monthly	09-Sep-15	22-Sep-15	milligrams per litre		0.20
Monthly	07-Oct-15	22-Oct-15	milligrams per litre		0.03
Monthly	04-Nov-15	18-Nov-15	milligrams per litre	CONDITION	0.56
Monthly	02-Dec-15	14-Dec-15	milligrams per litre		0.23
Monthly	13-Jan-16	27-Jan-16	milligrams per litre		0.47
Monthly	03-Feb-16	17-Feb-16	milligrams per litre		0.01
Monthly	09-Mar-16	23-Mar-16	milligrams per litre		1.30
Monthly	06-Apr-16	20-Apr-16	milligrams per litre		0.01
Monthly	04-May-16	18-May-16	milligrams per litre		0.02

