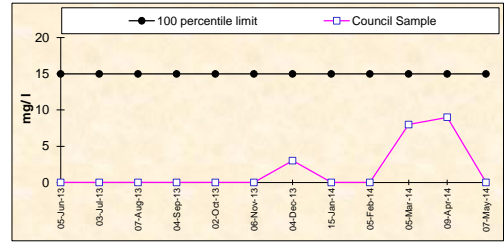




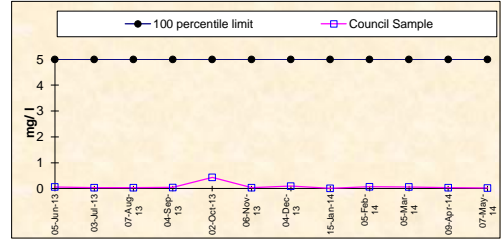
BOD

Frequency	Date Sample Obtained	Date Result Obtained	Unit Of Measurement	100 percentile limit	Council Sample
Monthly	05-Jun-13	20-Jun-13	milligrams per litre	15	<2
Monthly	03-Jul-13	12-Jul-13	milligrams per litre	15	<2
Monthly	07-Aug-13	14-Aug-13	milligrams per litre	15	<2
Monthly	04-Sep-13	13-Sep-13	milligrams per litre	15	<2
Monthly	02-Oct-13	11-Oct-13	milligrams per litre	15	<2
Monthly	06-Nov-13	14-Nov-13	milligrams per litre	15	<2
Monthly	04-Dec-13	18-Dec-13	milligrams per litre	15	3
Monthly	15-Jan-14	28-Jan-14	milligrams per litre	15	<2
Monthly	05-Feb-14	19-Feb-14	milligrams per litre	15	<2
Monthly	05-Mar-14	17-Mar-14	milligrams per litre	15	8
Monthly	09-Apr-14	23-Apr-14	milligrams per litre	15	9
Monthly	07-May-14	19-May-14	milligrams per litre	15	<2



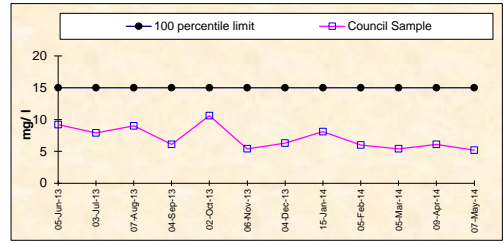
NITROGEN (ammonia)

Frequency	Date Sample Obtained	Date Result Obtained	Unit Of Measurement	100 percentile limit	Council Sample
Monthly	05-Jun-13	20-Jun-13	milligrams per litre	5	0.06
Monthly	03-Jul-13	12-Jul-13	milligrams per litre	5	0.03
Monthly	07-Aug-13	14-Aug-13	milligrams per litre	5	0.03
Monthly	04-Sep-13	13-Sep-13	milligrams per litre	5	0.04
Monthly	02-Oct-13	11-Oct-13	milligrams per litre	5	0.43
Monthly	06-Nov-13	14-Nov-13	milligrams per litre	5	0.03
Monthly	04-Dec-13	18-Dec-13	milligrams per litre	5	0.09
Monthly	15-Jan-14	28-Jan-14	milligrams per litre	5	0.01
Monthly	05-Feb-14	19-Feb-14	milligrams per litre	5	0.07
Monthly	05-Mar-14	17-Mar-14	milligrams per litre	5	0.06
Monthly	09-Apr-14	23-Apr-14	milligrams per litre	5	0.03
Monthly	07-May-14	19-May-14	milligrams per litre	5	0.02



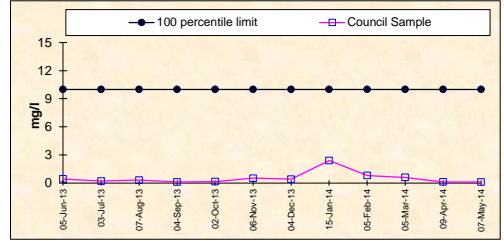
NITROGEN (Total)

Frequency	Date Sample Obtained	Date Result Obtained	Unit Of Measurement	100 percentile limit	Council Sample
Monthly	05-Jun-13	20-Jun-13	milligrams per litre	15	9.2
Monthly	03-Jul-13	12-Jul-13	milligrams per litre	15	7.9
Monthly	07-Aug-13	14-Aug-13	milligrams per litre	15	9.0
Monthly	04-Sep-13	13-Sep-13	milligrams per litre	15	6.1
Monthly	02-Oct-13	11-Oct-13	milligrams per litre	15	10.6
Monthly	06-Nov-13	14-Nov-13	milligrams per litre	15	5.4
Monthly	04-Dec-13	18-Dec-13	milligrams per litre	15	6.3
Monthly	15-Jan-14	28-Jan-14	milligrams per litre	15	8.1
Monthly	05-Feb-14	19-Feb-14	milligrams per litre	15	6.0
Monthly	05-Mar-14	17-Mar-14	milligrams per litre	15	5.4
Monthly	09-Apr-14	23-Apr-14	milligrams per litre	15	6.1
Monthly	07-May-14	19-May-14	milligrams per litre	15	5.2



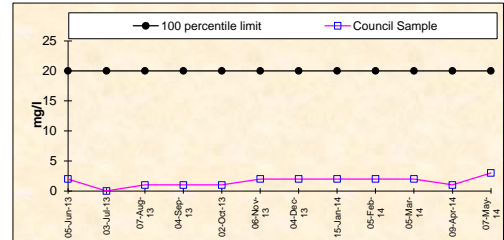
PHOSPHORUS (Total)

Frequency	Date Sample Obtained	Date Result Obtained	Unit Of Measurement	100 percentile limit	Council Sample
Monthly	05-Jun-13	20-Jun-13	milligrams per litre	10	0.4
Monthly	03-Jul-13	12-Jul-13	milligrams per litre	10	0.2
Monthly	07-Aug-13	14-Aug-13	milligrams per litre	10	0.3
Monthly	04-Sep-13	13-Sep-13	milligrams per litre	10	0.1
Monthly	02-Oct-13	11-Oct-13	milligrams per litre	10	0.2
Monthly	06-Nov-13	14-Nov-13	milligrams per litre	10	0.5
Monthly	04-Dec-13	18-Dec-13	milligrams per litre	10	0.4
Monthly	15-Jan-14	28-Jan-14	milligrams per litre	10	2.4
Monthly	05-Feb-14	19-Feb-14	milligrams per litre	10	0.8
Monthly	05-Mar-14	17-Mar-14	milligrams per litre	10	0.6
Monthly	09-Apr-14	23-Apr-14	milligrams per litre	10	0.1
Monthly	07-May-14	19-May-14	milligrams per litre	10	0.1



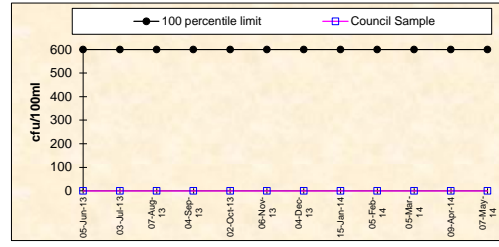
TOTAL SUSPENDED SOLIDS

Frequency	Date Sample Obtained	Date Result Obtained	Unit Of Measurement	100 percentile limit	Council Sample
Monthly	05-Jun-13	20-Jun-13	milligrams per litre	20	2
Monthly	03-Jul-13	12-Jul-13	milligrams per litre	20	<1
Monthly	07-Aug-13	14-Aug-13	milligrams per litre	20	1
Monthly	04-Sep-13	13-Sep-13	milligrams per litre	20	1
Monthly	02-Oct-13	11-Oct-13	milligrams per litre	20	1
Monthly	06-Nov-13	14-Nov-13	milligrams per litre	20	2
Monthly	04-Dec-13	18-Dec-13	milligrams per litre	20	2
Monthly	15-Jan-14	28-Jan-14	milligrams per litre	20	2
Monthly	05-Feb-14	19-Feb-14	milligrams per litre	20	2
Monthly	05-Mar-14	17-Mar-14	milligrams per litre	20	2
Monthly	09-Apr-14	23-Apr-14	milligrams per litre	20	1
Monthly	07-May-14	19-May-14	milligrams per litre	20	3



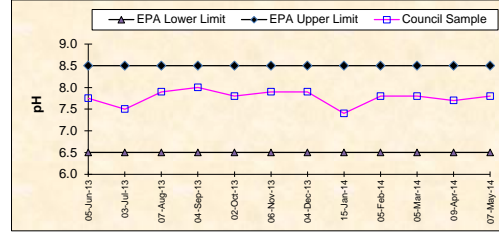
FAECAL COLIFORMS

Frequency	Date Sample Obtained	Date Result Obtained	Unit Of Measurement	100 percentile limit	Council Sample
Monthly	05-Jun-13	20-Jun-13	colony forming units per 100 millilitres	600	<1
Monthly	03-Jul-13	12-Jul-13	colony forming units per 100 millilitres	600	<1
Monthly	07-Aug-13	14-Aug-13	colony forming units per 100 millilitres	600	<1
Monthly	04-Sep-13	13-Sep-13	colony forming units per 100 millilitres	600	<1
Monthly	02-Oct-13	11-Oct-13	colony forming units per 100 millilitres	600	<1
Monthly	06-Nov-13	14-Nov-13	colony forming units per 100 millilitres	600	<1
Monthly	04-Dec-13	18-Dec-13	colony forming units per 100 millilitres	600	<1
Monthly	15-Jan-14	28-Jan-14	colony forming units per 100 millilitres	600	<1
Monthly	05-Feb-14	19-Feb-14	colony forming units per 100 millilitres	600	<1
Monthly	05-Mar-14	17-Mar-14	colony forming units per 100 millilitres	600	<1
Monthly	09-Apr-14	23-Apr-14	colony forming units per 100 millilitres	600	<1
Monthly	07-May-14	19-May-14	colony forming units per 100 millilitres	600	<1



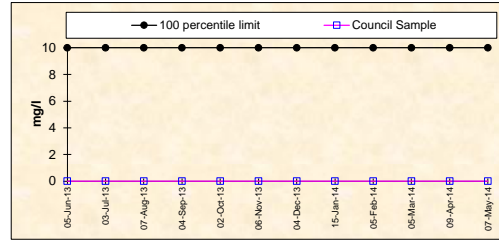
pH

Frequency	Date Sample Obtained	Date Result Obtained	Unit Of Measurement	100 percentile limit	Council Sample
Monthly	05-Jun-13	20-Jun-13	pH	6,5-8,5	7,8
Monthly	03-Jul-13	12-Jul-13	pH	6,5-8,5	7,5
Monthly	07-Aug-13	14-Aug-13	pH	6,5-8,5	7,9
Monthly	04-Sep-13	13-Sep-13	pH	6,5-8,5	8,0
Monthly	02-Oct-13	11-Oct-13	pH	6,5-8,5	7,8
Monthly	06-Nov-13	14-Nov-13	pH	6,5-8,5	7,9
Monthly	04-Dec-13	18-Dec-13	pH	6,5-8,5	7,9
Monthly	15-Jan-14	28-Jan-14	pH	6,5-8,5	7,4
Monthly	05-Feb-14	19-Feb-14	pH	6,5-8,5	7,8
Monthly	05-Mar-14	17-Mar-14	pH	6,5-8,5	7,8
Monthly	09-Apr-14	23-Apr-14	pH	6,5-8,5	7,7
Monthly	07-May-14	19-May-14	pH	6,5-8,5	8



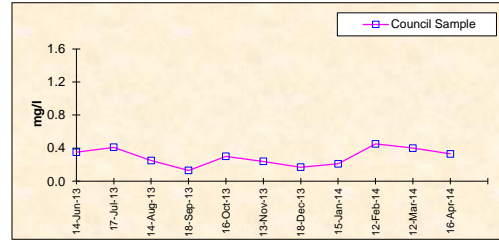
OIL AND GREASE

Frequency	Date Sample Obtained	Date Result Obtained	Unit Of Measurement	100 percentile limit	Council Sample
Monthly	05-Jun-13	07-Jun-13	milligrams per litre	10	<1
Monthly	03-Jul-13	12-Jul-13	milligrams per litre	10	<1
Monthly	07-Aug-13	14-Aug-13	milligrams per litre	10	<1
Monthly	04-Sep-13	13-Sep-13	milligrams per litre	10	<1
Monthly	02-Oct-13	11-Oct-13	milligrams per litre	10	<1
Monthly	06-Nov-13	14-Nov-13	milligrams per litre	10	<1
Monthly	04-Dec-13	18-Dec-13	milligrams per litre	10	<1
Monthly	15-Jan-14	28-Jan-14	milligrams per litre	10	<1
Monthly	05-Feb-14	19-Feb-14	milligrams per litre	10	<1
Monthly	05-Mar-14	17-Mar-14	milligrams per litre	10	<1
Monthly	09-Apr-14	23-Apr-14	milligrams per litre	10	<1
Monthly	07-May-14	19-May-14	milligrams per litre	10	<1



CHLORINE (total residual)

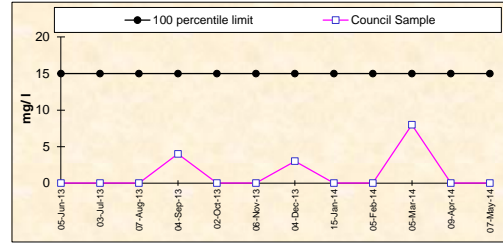
Frequency	Date Sample Obtained	Date Result Obtained	Unit Of Measurement	100 percentile limit	Council Sample	
Monthly	14-Jun-13	14-Jun-13	milligrams per litre	Monitoring Condition	0,35	
Monthly	17-Jul-13	17-Jul-13	milligrams per litre		0,41	
Monthly	14-Aug-13	14-Aug-13	milligrams per litre		0,25	
Monthly	18-Sep-13	18-Sep-13	milligrams per litre		0,13	
Monthly	16-Oct-13	16-Oct-13	milligrams per litre		0,30	
Monthly	13-Nov-13	13-Nov-13	milligrams per litre		0,24	
Monthly	18-Dec-13	18-Dec-13	milligrams per litre		0,17	
Monthly	15-Jan-14	15-Jan-14	milligrams per litre		0,21	
Monthly	12-Feb-14	12-Feb-14	milligrams per litre		0,45	
Monthly	12-Mar-14	12-Mar-14	milligrams per litre		0,40	
Monthly	16-Apr-14	16-Apr-14	milligrams per litre		0,33	
Monthly			milligrams per litre			
Monthly			milligrams per litre			
Monthly			milligrams per litre			





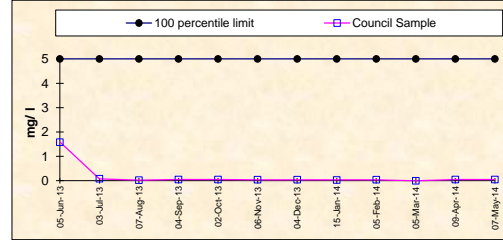
BOD

Frequency	Date Sample Obtained	Date Result Obtained	Unit Of Measurement	100 percentile limit	Council Sample
Monthly	05-Jun-13	20-Jun-13	milligrams per litre	15	<2
Monthly	03-Jul-13	12-Jul-13	milligrams per litre	15	<2
Monthly	07-Aug-13	14-Aug-13	milligrams per litre	15	<2
Monthly	04-Sep-13	13-Sep-13	milligrams per litre	15	4
Monthly	02-Oct-13	11-Oct-13	milligrams per litre	15	<2
Monthly	06-Nov-13	14-Nov-13	milligrams per litre	15	<2
Monthly	04-Dec-13	18-Dec-13	milligrams per litre	15	3
Monthly	15-Jan-14	28-Jan-14	milligrams per litre	15	<2
Monthly	05-Feb-14	19-Feb-14	milligrams per litre	15	<2
Monthly	05-Mar-14	17-Mar-14	milligrams per litre	15	8
Monthly	09-Apr-14	23-Apr-14	milligrams per litre	15	<2
Monthly	07-May-14	19-May-14	milligrams per litre	15	<2



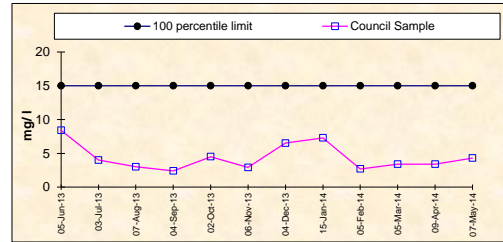
NITROGEN (Ammonia)

Frequency	Date Sample Obtained	Date Result Obtained	Unit Of Measurement	100 percentile limit	Council Sample
Monthly	05-Jun-13	20-Jun-13	milligrams per litre	5	1.58
Monthly	03-Jul-13	12-Jul-13	milligrams per litre	5	0.08
Monthly	07-Aug-13	14-Aug-13	milligrams per litre	5	0.02
Monthly	04-Sep-13	13-Sep-13	milligrams per litre	5	0.05
Monthly	02-Oct-13	11-Oct-13	milligrams per litre	5	0.05
Monthly	06-Nov-13	14-Nov-13	milligrams per litre	5	0.04
Monthly	04-Dec-13	18-Dec-13	milligrams per litre	5	0.04
Monthly	15-Jan-14	28-Jan-14	milligrams per litre	5	0.03
Monthly	05-Feb-14	19-Feb-14	milligrams per litre	5	0.04
Monthly	05-Mar-14	17-Mar-14	milligrams per litre	5	<0.01
Monthly	09-Apr-14	23-Apr-14	milligrams per litre	5	0.05
Monthly	07-May-14	19-May-14	milligrams per litre	5	0.05



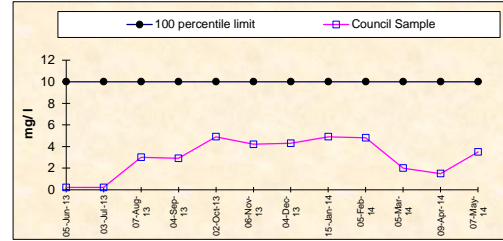
NITROGEN (Total)

Frequency	Date Sample Obtained	Date Result Obtained	Unit Of Measurement	100 percentile limit	Council Sample
Monthly	05-Jun-13	20-Jun-13	milligrams per litre	15	8.4
Monthly	03-Jul-13	12-Jul-13	milligrams per litre	15	4.0
Monthly	07-Aug-13	14-Aug-13	milligrams per litre	15	3.0
Monthly	04-Sep-13	13-Sep-13	milligrams per litre	15	2.4
Monthly	02-Oct-13	11-Oct-13	milligrams per litre	15	4.5
Monthly	06-Nov-13	14-Nov-13	milligrams per litre	15	2.9
Monthly	04-Dec-13	18-Dec-13	milligrams per litre	15	6.5
Monthly	15-Jan-14	28-Jan-14	milligrams per litre	15	7.3
Monthly	05-Feb-14	19-Feb-14	milligrams per litre	15	2.7
Monthly	05-Mar-14	17-Mar-14	milligrams per litre	15	3.4
Monthly	09-Apr-14	23-Apr-14	milligrams per litre	15	3.4
Monthly	07-May-14	19-May-14	milligrams per litre	15	4.3



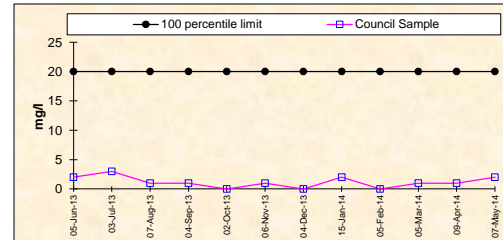
PHOSPHORUS (Total)

Frequency	Date Sample Obtained	Date Result Obtained	Unit Of Measurement	100 percentile limit	Council Sample
Monthly	05-Jun-13	20-Jun-13	milligrams per litre	10	0.2
Monthly	03-Jul-13	12-Jul-13	milligrams per litre	10	0.2
Monthly	07-Aug-13	14-Aug-13	milligrams per litre	10	3.0
Monthly	04-Sep-13	13-Sep-13	milligrams per litre	10	2.9
Monthly	02-Oct-13	11-Oct-13	milligrams per litre	10	4.9
Monthly	06-Nov-13	14-Nov-13	milligrams per litre	10	4.2
Monthly	04-Dec-13	18-Dec-13	milligrams per litre	10	4.3
Monthly	15-Jan-14	28-Jan-14	milligrams per litre	10	4.9
Monthly	05-Feb-14	19-Feb-14	milligrams per litre	10	4.8
Monthly	05-Mar-14	17-Mar-14	milligrams per litre	10	2.0
Monthly	09-Apr-14	23-Apr-14	milligrams per litre	10	1.5
Monthly	07-May-14	19-May-14	milligrams per litre	10	3.5



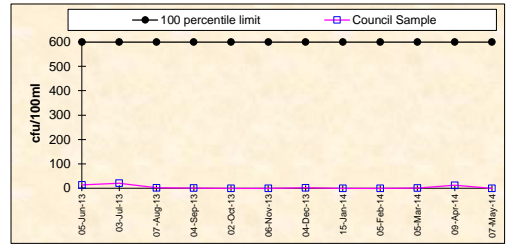
TOTAL SUSPENDED SOLIDS

Frequency	Date Sample Obtained	Date Result Obtained	Unit Of Measurement	100 percentile limit	Council Sample
Monthly	05-Jun-13	20-Jun-13	milligrams per litre	20	2
Monthly	03-Jul-13	12-Jul-13	milligrams per litre	20	3
Monthly	07-Aug-13	14-Aug-13	milligrams per litre	20	1
Monthly	04-Sep-13	13-Sep-13	milligrams per litre	20	1
Monthly	02-Oct-13	11-Oct-13	milligrams per litre	20	<1
Monthly	06-Nov-13	14-Nov-13	milligrams per litre	20	1
Monthly	04-Dec-13	18-Dec-13	milligrams per litre	20	<1
Monthly	15-Jan-14	28-Jan-14	milligrams per litre	20	2
Monthly	05-Feb-14	19-Feb-14	milligrams per litre	20	<1
Monthly	05-Mar-14	17-Mar-14	milligrams per litre	20	1
Monthly	09-Apr-14	23-Apr-14	milligrams per litre	20	1
Monthly	07-May-14	19-May-14	milligrams per litre	20	2



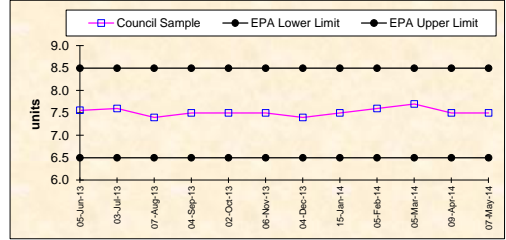
FAECAL COLIFORMS

Frequency	Date Sample Obtained	Date Result Obtained	Unit Of Measurement	100 percentile limit	Council Sample
Monthly	05-Jun-13	20-Jun-13	colony forming units per 100 millilitres	600	14
Monthly	03-Jul-13	12-Jul-13	colony forming units per 100 millilitres	600	21
Monthly	07-Aug-13	14-Aug-13	colony forming units per 100 millilitres	600	2
Monthly	04-Sep-13	13-Sep-13	colony forming units per 100 millilitres	600	1
Monthly	02-Oct-13	11-Oct-13	colony forming units per 100 millilitres	600	<1
Monthly	06-Nov-13	14-Nov-13	colony forming units per 100 millilitres	600	<1
Monthly	04-Dec-13	18-Dec-13	colony forming units per 100 millilitres	600	2
Monthly	15-Jan-14	28-Jan-14	colony forming units per 100 millilitres	600	<1
Monthly	05-Feb-14	19-Feb-14	colony forming units per 100 millilitres	600	<1
Monthly	05-Mar-14	17-Mar-14	colony forming units per 100 millilitres	600	1
Monthly	09-Apr-14	23-Apr-14	colony forming units per 100 millilitres	600	12
Monthly	07-May-14	19-May-14	colony forming units per 100 millilitres	600	<1



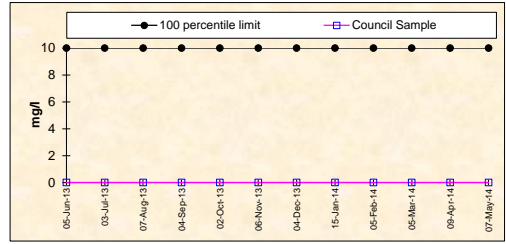
pH

Frequency	Date Sample Obtained	Date Result Obtained	Unit Of Measurement	100 percentile limit	Council Sample
Monthly	05-Jun-13	20-Jun-13	pH	6.5-8.5	7.6
Monthly	03-Jul-13	12-Jul-13	pH	6.5-8.5	7.6
Monthly	07-Aug-13	14-Aug-13	pH	6.5-8.5	7.4
Monthly	04-Sep-13	13-Sep-13	pH	6.5-8.5	7.5
Monthly	02-Oct-13	11-Oct-13	pH	6.5-8.5	7.5
Monthly	06-Nov-13	14-Nov-13	pH	6.5-8.5	7.5
Monthly	04-Dec-13	18-Dec-13	pH	6.5-8.5	7.4
Monthly	15-Jan-14	28-Jan-14	pH	6.5-8.5	7.5
Monthly	05-Feb-14	19-Feb-14	pH	6.5-8.5	7.6
Monthly	05-Mar-14	17-Mar-14	pH	6.5-8.5	7.7
Monthly	09-Apr-14	23-Apr-14	pH	6.5-8.5	7.5
Monthly	07-May-14	19-May-14	pH	6.5-8.5	7.50



OIL AND GREASE

Frequency	Date Sample Obtained	Date Result Obtained	Unit Of Measurement	100 percentile limit	Council Sample
Monthly	05-Jun-13	07-Jun-13	milligrams per litre	10	<1
Monthly	03-Jul-13	12-Jul-13	milligrams per litre	10	<1
Monthly	07-Aug-13	14-Aug-13	milligrams per litre	10	<1
Monthly	04-Sep-13	13-Sep-13	milligrams per litre	10	<1
Monthly	02-Oct-13	11-Oct-13	milligrams per litre	10	<1
Monthly	06-Nov-13	14-Nov-13	milligrams per litre	10	<1
Monthly	04-Dec-13	18-Dec-13	milligrams per litre	10	<1
Monthly	15-Jan-14	28-Jan-14	milligrams per litre	10	<1
Monthly	05-Feb-14	19-Feb-14	milligrams per litre	10	<1
Monthly	05-Mar-14	17-Mar-14	milligrams per litre	10	<1
Monthly	09-Apr-14	23-Apr-14	milligrams per litre	10	<1
Monthly	07-May-14	19-May-14	milligrams per litre	10	<1



CHLORINE (total residual)

Frequency	Date Sample Obtained	Date Result Obtained	Unit Of Measurement	100 percentile limit	Council Sample	
Monthly	14-Jun-13	14-Jun-13	milligrams per litre	Monitoring Condition	0.58	
Monthly	17-Jul-13	17-Jul-13	milligrams per litre		0.41	
Monthly	14-Aug-13	14-Aug-13	milligrams per litre		0.38	
Monthly	18-Sep-13	18-Sep-13	milligrams per litre		0.32	
Monthly	16-Oct-13	16-Oct-13	milligrams per litre		0.18	
Monthly	13-Nov-13	13-Nov-13	milligrams per litre		0.24	
Monthly	18-Dec-13	18-Dec-13	milligrams per litre		0.20	
Monthly	15-Jan-14	15-Jan-14	milligrams per litre		0.13	
Monthly	12-Feb-14	12-Feb-14	milligrams per litre		0.25	
Monthly	12-Mar-14	12-Mar-14	milligrams per litre		0.14	
Monthly	16-Apr-14	16-Apr-14	milligrams per litre		0.25	
Monthly			milligrams per litre			
Monthly			milligrams per litre			
Monthly			milligrams per litre			

