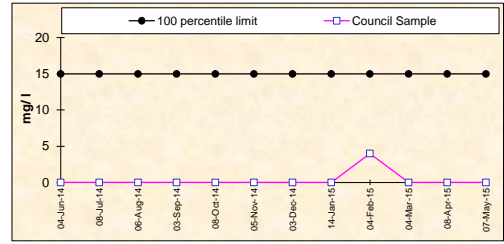




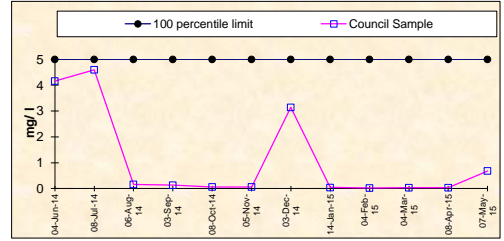
BOD

Frequency	Date Sample Obtained	Date Result Obtained	Unit Of Measurement	100 percentile limit	Council Sample
Monthly	04-Jun-14	18-Jun-14	milligrams per litre	15	<2
Monthly	08-Jul-14	22-Jul-14	milligrams per litre	15	<2
Monthly	06-Aug-14	14-Aug-14	milligrams per litre	15	<2
Monthly	03-Sep-14	12-Sep-14	milligrams per litre	15	<2
Monthly	08-Oct-14	20-Oct-14	milligrams per litre	15	<2
Monthly	05-Nov-14	17-Nov-14	milligrams per litre	15	<2
Monthly	03-Dec-14	17-Dec-14	milligrams per litre	15	<2
Monthly	14-Jan-15	27-Jan-15	milligrams per litre	15	<2
Monthly	04-Feb-15	17-Feb-15	milligrams per litre	15	4
Monthly	04-Mar-15	17-Mar-15	milligrams per litre	15	<2
Monthly	08-Apr-15	20-Apr-15	milligrams per litre	15	<2
Monthly	07-May-15	20-May-15	milligrams per litre	15	<2



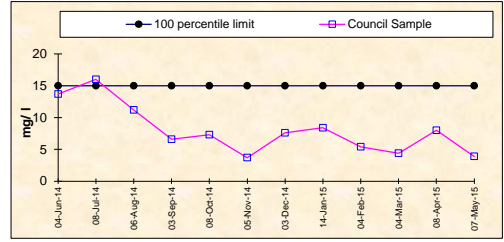
NITROGEN (ammonia)

Frequency	Date Sample Obtained	Date Result Obtained	Unit Of Measurement	100 percentile limit	Council Sample
Monthly	04-Jun-14	18-Jun-14	milligrams per litre	5	4.16
Monthly	08-Jul-14	22-Jul-14	milligrams per litre	5	4.60
Monthly	06-Aug-14	14-Aug-14	milligrams per litre	5	0.16
Monthly	03-Sep-14	12-Sep-14	milligrams per litre	5	0.13
Monthly	08-Oct-14	20-Oct-14	milligrams per litre	5	0.06
Monthly	05-Nov-14	17-Nov-14	milligrams per litre	5	0.06
Monthly	03-Dec-14	17-Dec-14	milligrams per litre	5	3.14
Monthly	14-Jan-15	27-Jan-15	milligrams per litre	5	0.04
Monthly	04-Feb-15	17-Feb-15	milligrams per litre	5	0.02
Monthly	04-Mar-15	17-Mar-15	milligrams per litre	5	0.03
Monthly	08-Apr-15	20-Apr-15	milligrams per litre	5	0.03
Monthly	07-May-15	20-May-15	milligrams per litre	5	0.68



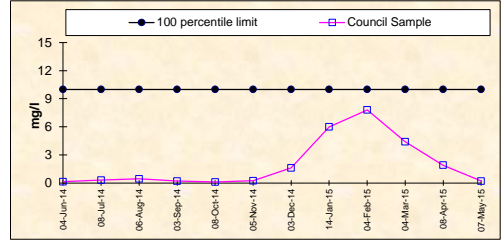
NITROGEN (Total)

Frequency	Date Sample Obtained	Date Result Obtained	Unit Of Measurement	100 percentile limit	Council Sample
Monthly	04-Jun-14	18-Jun-14	milligrams per litre	15	13.7
Monthly	08-Jul-14	22-Jul-14	milligrams per litre	15	16.0
Monthly	06-Aug-14	14-Aug-14	milligrams per litre	15	11.2
Monthly	03-Sep-14	12-Sep-14	milligrams per litre	15	6.6
Monthly	08-Oct-14	20-Oct-14	milligrams per litre	15	3.7
Monthly	05-Nov-14	17-Nov-14	milligrams per litre	15	7.3
Monthly	03-Dec-14	17-Dec-14	milligrams per litre	15	7.6
Monthly	14-Jan-15	27-Jan-15	milligrams per litre	15	8.4
Monthly	04-Feb-15	17-Feb-15	milligrams per litre	15	5.4
Monthly	04-Mar-15	17-Mar-15	milligrams per litre	15	4.4
Monthly	08-Apr-15	20-Apr-15	milligrams per litre	15	8.0
Monthly	07-May-15	20-May-15	milligrams per litre	15	3.9



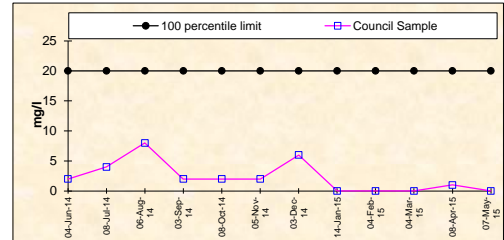
PHOSPHORUS (Total)

Frequency	Date Sample Obtained	Date Result Obtained	Unit Of Measurement	100 percentile limit	Council Sample
Monthly	04-Jun-14	18-Jun-14	milligrams per litre	10	0.1
Monthly	08-Jul-14	22-Jul-14	milligrams per litre	10	0.3
Monthly	06-Aug-14	14-Aug-14	milligrams per litre	10	0.4
Monthly	03-Sep-14	12-Sep-14	milligrams per litre	10	0.2
Monthly	08-Oct-14	20-Oct-14	milligrams per litre	10	0.1
Monthly	05-Nov-14	17-Nov-14	milligrams per litre	10	0.2
Monthly	03-Dec-14	17-Dec-14	milligrams per litre	10	1.6
Monthly	14-Jan-15	27-Jan-15	milligrams per litre	10	6.0
Monthly	04-Feb-15	17-Feb-15	milligrams per litre	10	7.8
Monthly	04-Mar-15	17-Mar-15	milligrams per litre	10	4.4
Monthly	08-Apr-15	20-Apr-15	milligrams per litre	10	1.9
Monthly	07-May-15	20-May-15	milligrams per litre	10	0.2



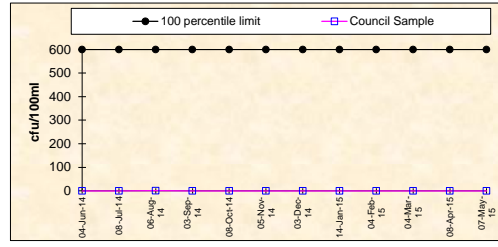
TOTAL SUSPENDED SOLIDS

Frequency	Date Sample Obtained	Date Result Obtained	Unit Of Measurement	100 percentile limit	Council Sample
Monthly	04-Jun-14	18-Jun-14	milligrams per litre	20	2
Monthly	08-Jul-14	22-Jul-14	milligrams per litre	20	4
Monthly	06-Aug-14	14-Aug-14	milligrams per litre	20	8
Monthly	03-Sep-14	12-Sep-14	milligrams per litre	20	2
Monthly	08-Oct-14	20-Oct-14	milligrams per litre	20	2
Monthly	05-Nov-14	17-Nov-14	milligrams per litre	20	2
Monthly	03-Dec-14	17-Dec-14	milligrams per litre	20	6
Monthly	14-Jan-15	27-Jan-15	milligrams per litre	20	<1
Monthly	04-Feb-15	17-Feb-15	milligrams per litre	20	<1
Monthly	04-Mar-15	17-Mar-15	milligrams per litre	20	<1
Monthly	08-Apr-15	20-Apr-15	milligrams per litre	20	1
Monthly	07-May-15	20-May-15	milligrams per litre	20	<1



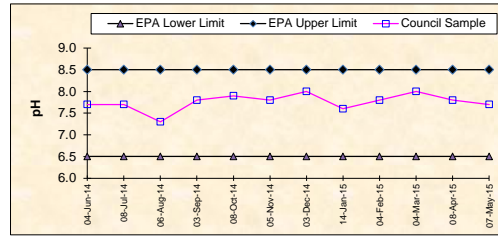
FAECAL COLIFORMS

Frequency	Date Sample Obtained	Date Result Obtained	Unit Of Measurement	100 percentile limit	Council Sample
Monthly	04-Jun-14	18-Jun-14	colony forming units per 100 millilitres	600	<1
Monthly	08-Jul-14	22-Jul-14	colony forming units per 100 millilitres	600	<1
Monthly	06-Aug-14	14-Aug-14	colony forming units per 100 millilitres	600	1
Monthly	03-Sep-14	12-Sep-14	colony forming units per 100 millilitres	600	<1
Monthly	08-Oct-14	20-Oct-14	colony forming units per 100 millilitres	600	<1
Monthly	05-Nov-14	17-Nov-14	colony forming units per 100 millilitres	600	<1
Monthly	03-Dec-14	17-Dec-14	colony forming units per 100 millilitres	600	<1
Monthly	14-Jan-15	27-Jan-15	colony forming units per 100 millilitres	600	<1
Monthly	04-Feb-15	17-Feb-15	colony forming units per 100 millilitres	600	<1
Monthly	04-Mar-15	17-Mar-15	colony forming units per 100 millilitres	600	<1
Monthly	08-Apr-15	20-Apr-15	colony forming units per 100 millilitres	600	<1
Monthly	07-May-15	20-May-15	colony forming units per 100 millilitres	600	<1



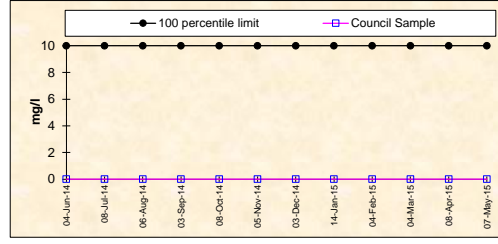
pH

Frequency	Date Sample Obtained	Date Result Obtained	Unit Of Measurement	100 percentile limit	Council Sample
Monthly	04-Jun-14	18-Jun-14	pH	6.5-8.5	7.7
Monthly	08-Jul-14	22-Jul-14	pH	6.5-8.5	7.7
Monthly	06-Aug-14	14-Aug-14	pH	6.5-8.5	7.3
Monthly	03-Sep-14	12-Sep-14	pH	6.5-8.5	7.8
Monthly	08-Oct-14	20-Oct-14	pH	6.5-8.5	7.9
Monthly	05-Nov-14	17-Nov-14	pH	6.5-8.5	7.8
Monthly	03-Dec-14	17-Dec-14	pH	6.5-8.5	8.0
Monthly	14-Jan-15	27-Jan-15	pH	6.5-8.5	7.6
Monthly	04-Feb-15	17-Feb-15	pH	6.5-8.5	7.8
Monthly	04-Mar-15	17-Mar-15	pH	6.5-8.5	8.0
Monthly	08-Apr-15	20-Apr-15	pH	6.5-8.5	7.8
Monthly	07-May-15	20-May-15	pH	6.5-8.5	8



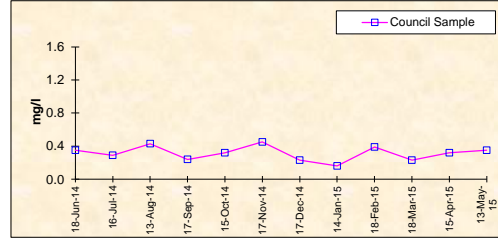
OIL AND GREASE

Frequency	Date Sample Obtained	Date Result Obtained	Unit Of Measurement	100 percentile limit	Council Sample
Monthly	04-Jun-14	18-Jun-14	milligrams per litre	10	<1
Monthly	08-Jul-14	22-Jul-14	milligrams per litre	10	<1
Monthly	06-Aug-14	14-Aug-14	milligrams per litre	10	<1
Monthly	03-Sep-14	12-Sep-14	milligrams per litre	10	<1
Monthly	08-Oct-14	20-Oct-14	milligrams per litre	10	<1
Monthly	05-Nov-14	17-Nov-14	milligrams per litre	10	<1
Monthly	03-Dec-14	17-Dec-14	milligrams per litre	10	<1
Monthly	14-Jan-15	27-Jan-15	milligrams per litre	10	<1
Monthly	04-Feb-15	17-Feb-15	milligrams per litre	10	<1
Monthly	04-Mar-15	17-Mar-15	milligrams per litre	10	<1
Monthly	08-Apr-15	20-Apr-15	milligrams per litre	10	<1
Monthly	07-May-15	20-May-15	milligrams per litre	10	<1



CHLORINE (total residual)

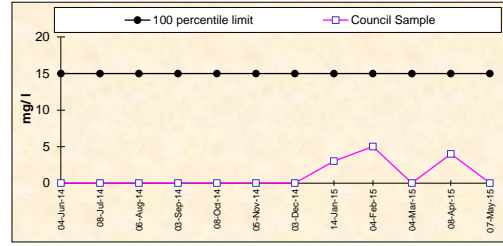
Frequency	Date Sample Obtained	Date Result Obtained	Unit Of Measurement	100 percentile limit	Council Sample
Monthly	18-Jun-14	18-Jun-14	milligrams per litre	Monitoring Condition	0.35
Monthly	16-Jul-14	16-Jul-14	milligrams per litre		0.29
Monthly	13-Aug-14	13-Aug-14	milligrams per litre		0.43
Monthly	17-Sep-14	17-Sep-14	milligrams per litre		0.24
Monthly	15-Oct-14	15-Oct-14	milligrams per litre		0.32
Monthly	17-Nov-14	17-Nov-14	milligrams per litre		0.45
Monthly	17-Dec-14	17-Dec-14	milligrams per litre		0.23
Monthly	14-Jan-15	14-Jan-15	milligrams per litre		0.16
Monthly	18-Feb-15	18-Feb-15	milligrams per litre		0.39
Monthly	18-Mar-15	18-Mar-15	milligrams per litre		0.23
Monthly	15-Apr-15	15-Apr-15	milligrams per litre		0.32
Monthly	13-May-15	13-May-15	milligrams per litre		0.35





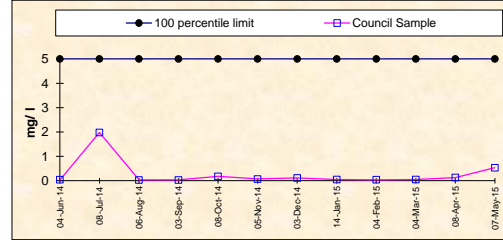
BOD

Frequency	Date Sample Obtained	Date Result Obtained	Unit Of Measurement	100 percentile limit	Council Sample
Monthly	04-Jun-14	18-Jun-14	milligrams per litre	15	<2
Monthly	08-Jul-14	22-Jul-14	milligrams per litre	15	<2
Monthly	06-Aug-14	14-Aug-14	milligrams per litre	15	<2
Monthly	03-Sep-14	12-Sep-14	milligrams per litre	15	<2
Monthly	08-Oct-14	20-Oct-14	milligrams per litre	15	<2
Monthly	05-Nov-14	17-Nov-14	milligrams per litre	15	<2
Monthly	03-Dec-14	17-Dec-14	milligrams per litre	15	<2
Monthly	14-Jan-15	27-Jan-15	milligrams per litre	15	3
Monthly	04-Feb-15	17-Feb-15	milligrams per litre	15	5
Monthly	04-Mar-15	17-Mar-15	milligrams per litre	15	<2
Monthly	08-Apr-15	20-Apr-15	milligrams per litre	15	4
Monthly	07-May-15	20-May-15	milligrams per litre	15	<2



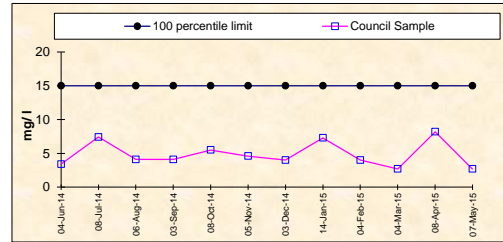
NITROGEN (Ammonia)

Frequency	Date Sample Obtained	Date Result Obtained	Unit Of Measurement	100 percentile limit	Council Sample
Monthly	04-Jun-14	18-Jun-14	milligrams per litre	5	0.04
Monthly	08-Jul-14	22-Jul-14	milligrams per litre	5	1.98
Monthly	06-Aug-14	14-Aug-14	milligrams per litre	5	0.03
Monthly	03-Sep-14	12-Sep-14	milligrams per litre	5	0.03
Monthly	08-Oct-14	20-Oct-14	milligrams per litre	5	0.18
Monthly	05-Nov-14	17-Nov-14	milligrams per litre	5	0.07
Monthly	03-Dec-14	17-Dec-14	milligrams per litre	5	0.11
Monthly	14-Jan-15	27-Jan-15	milligrams per litre	5	0.05
Monthly	04-Feb-15	17-Feb-15	milligrams per litre	5	0.04
Monthly	04-Mar-15	17-Mar-15	milligrams per litre	5	0.05
Monthly	08-Apr-15	20-Apr-15	milligrams per litre	5	0.13
Monthly	07-May-15	20-May-15	milligrams per litre	5	0.53



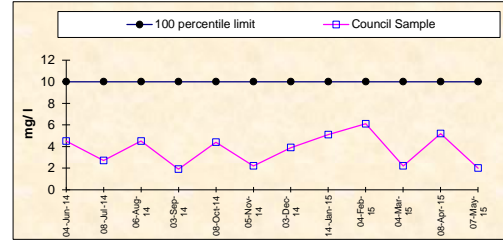
NITROGEN (Total)

Frequency	Date Sample Obtained	Date Result Obtained	Unit Of Measurement	100 percentile limit	Council Sample
Monthly	04-Jun-14	18-Jun-14	milligrams per litre	15	3.4
Monthly	08-Jul-14	22-Jul-14	milligrams per litre	15	7.4
Monthly	06-Aug-14	14-Aug-14	milligrams per litre	15	4.1
Monthly	03-Sep-14	12-Sep-14	milligrams per litre	15	4.1
Monthly	08-Oct-14	20-Oct-14	milligrams per litre	15	5.5
Monthly	05-Nov-14	17-Nov-14	milligrams per litre	15	4.6
Monthly	03-Dec-14	17-Dec-14	milligrams per litre	15	4.0
Monthly	14-Jan-15	27-Jan-15	milligrams per litre	15	7.3
Monthly	04-Feb-15	17-Feb-15	milligrams per litre	15	4.0
Monthly	04-Mar-15	17-Mar-15	milligrams per litre	15	2.7
Monthly	08-Apr-15	20-Apr-15	milligrams per litre	15	8.2
Monthly	07-May-15	20-May-15	milligrams per litre	15	2.7



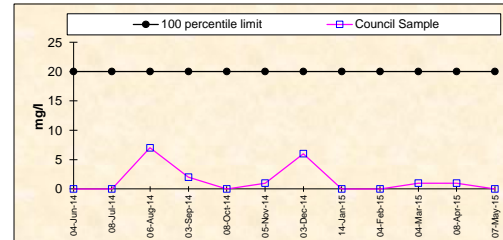
PHOSPHORUS (Total)

Frequency	Date Sample Obtained	Date Result Obtained	Unit Of Measurement	100 percentile limit	Council Sample
Monthly	04-Jun-14	18-Jun-14	milligrams per litre	10	4.5
Monthly	08-Jul-14	22-Jul-14	milligrams per litre	10	2.7
Monthly	06-Aug-14	14-Aug-14	milligrams per litre	10	4.5
Monthly	03-Sep-14	12-Sep-14	milligrams per litre	10	1.9
Monthly	08-Oct-14	20-Oct-14	milligrams per litre	10	4.4
Monthly	05-Nov-14	17-Nov-14	milligrams per litre	10	2.2
Monthly	03-Dec-14	17-Dec-14	milligrams per litre	10	3.9
Monthly	14-Jan-15	27-Jan-15	milligrams per litre	10	5.1
Monthly	04-Feb-15	17-Feb-15	milligrams per litre	10	6.1
Monthly	04-Mar-15	17-Mar-15	milligrams per litre	10	2.2
Monthly	08-Apr-15	20-Apr-15	milligrams per litre	10	5.2
Monthly	07-May-15	20-May-15	milligrams per litre	10	2.0



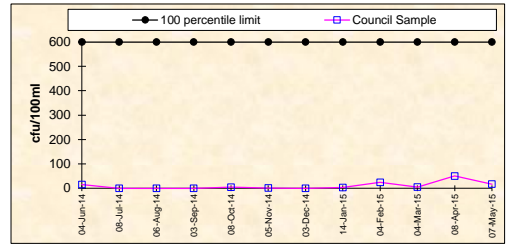
TOTAL SUSPENDED SOLIDS

Frequency	Date Sample Obtained	Date Result Obtained	Unit Of Measurement	100 percentile limit	Council Sample
Monthly	04-Jun-14	18-Jun-14	milligrams per litre	20	<1
Monthly	08-Jul-14	22-Jul-14	milligrams per litre	20	<1
Monthly	06-Aug-14	14-Aug-14	milligrams per litre	20	7
Monthly	03-Sep-14	12-Sep-14	milligrams per litre	20	2
Monthly	08-Oct-14	20-Oct-14	milligrams per litre	20	<1
Monthly	05-Nov-14	17-Nov-14	milligrams per litre	20	1
Monthly	03-Dec-14	17-Dec-14	milligrams per litre	20	6
Monthly	14-Jan-15	27-Jan-15	milligrams per litre	20	<1
Monthly	04-Feb-15	17-Feb-15	milligrams per litre	20	<1
Monthly	04-Mar-15	17-Mar-15	milligrams per litre	20	1
Monthly	08-Apr-15	20-Apr-15	milligrams per litre	20	1
Monthly	07-May-15	20-May-15	milligrams per litre	20	<1



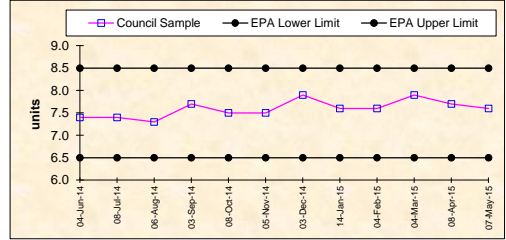
FAECAL COLIFORMS

Frequency	Date Sample Obtained	Date Result Obtained	Unit Of Measurement	100 percentile limit	Council Sample
Monthly	04-Jun-14	18-Jun-14	colony forming units per 100 millilitres	600	15
Monthly	08-Jul-14	22-Jul-14	colony forming units per 100 millilitres	600	<1
Monthly	06-Aug-14	14-Aug-14	colony forming units per 100 millilitres	600	<1
Monthly	03-Sep-14	12-Sep-14	colony forming units per 100 millilitres	600	<1
Monthly	08-Oct-14	20-Oct-14	colony forming units per 100 millilitres	600	4
Monthly	05-Nov-14	17-Nov-14	colony forming units per 100 millilitres	600	1
Monthly	03-Dec-14	17-Dec-14	colony forming units per 100 millilitres	600	<1
Monthly	14-Jan-15	27-Jan-15	colony forming units per 100 millilitres	600	3
Monthly	04-Feb-15	17-Feb-15	colony forming units per 100 millilitres	600	24
Monthly	04-Mar-15	17-Mar-15	colony forming units per 100 millilitres	600	5
Monthly	08-Apr-15	20-Apr-15	colony forming units per 100 millilitres	600	50
Monthly	07-May-15	20-May-15	colony forming units per 100 millilitres	600	17



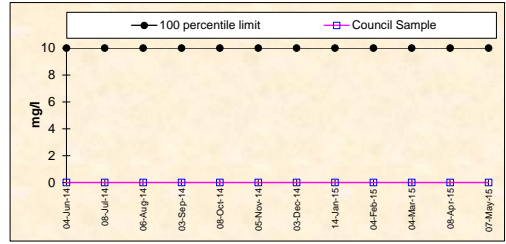
pH

Frequency	Date Sample Obtained	Date Result Obtained	Unit Of Measurement	100 percentile limit	Council Sample
Monthly	04-Jun-14	18-Jun-14	pH	6.5-8.5	7.4
Monthly	08-Jul-14	22-Jul-14	pH	6.5-8.5	7.4
Monthly	06-Aug-14	14-Aug-14	pH	6.5-8.5	7.3
Monthly	03-Sep-14	12-Sep-14	pH	6.5-8.5	7.7
Monthly	08-Oct-14	20-Oct-14	pH	6.5-8.5	7.5
Monthly	05-Nov-14	17-Nov-14	pH	6.5-8.5	7.5
Monthly	03-Dec-14	17-Dec-14	pH	6.5-8.5	7.9
Monthly	14-Jan-15	27-Jan-15	pH	6.5-8.5	7.6
Monthly	04-Feb-15	17-Feb-15	pH	6.5-8.5	7.6
Monthly	04-Mar-15	17-Mar-15	pH	6.5-8.5	7.9
Monthly	08-Apr-15	20-Apr-15	pH	6.5-8.5	7.7
Monthly	07-May-15	20-May-15	pH	6.5-8.5	7.6



OIL AND GREASE

Frequency	Date Sample Obtained	Date Result Obtained	Unit Of Measurement	100 percentile limit	Council Sample
Monthly	04-Jun-14	18-Jun-14	milligrams per litre	10	<1
Monthly	08-Jul-14	22-Jul-14	milligrams per litre	10	<1
Monthly	06-Aug-14	14-Aug-14	milligrams per litre	10	<1
Monthly	03-Sep-14	12-Sep-14	milligrams per litre	10	<1
Monthly	08-Oct-14	20-Oct-14	milligrams per litre	10	<1
Monthly	05-Nov-14	17-Nov-14	milligrams per litre	10	<1
Monthly	03-Dec-14	17-Dec-14	milligrams per litre	10	<1
Monthly	14-Jan-15	27-Jan-15	milligrams per litre	10	<1
Monthly	04-Feb-15	17-Feb-15	milligrams per litre	10	<1
Monthly	04-Mar-15	17-Mar-15	milligrams per litre	10	<1
Monthly	08-Apr-15	20-Apr-15	milligrams per litre	10	<1
Monthly	07-May-15	20-May-15	milligrams per litre	10	<1



CHLORINE (total residual)

Frequency	Date Sample Obtained	Date Result Obtained	Unit Of Measurement	100 percentile limit	Council Sample
Monthly	18-Jun-14	18-Jun-14	milligrams per litre	Monitoring Condition	0.38
Monthly	16-Jul-14	16-Jul-14	milligrams per litre		0.24
Monthly	13-Aug-14	13-Aug-14	milligrams per litre		0.32
Monthly	17-Sep-14	17-Sep-14	milligrams per litre		0.28
Monthly	15-Oct-14	15-Oct-14	milligrams per litre		0.41
Monthly	17-Nov-14	17-Nov-14	milligrams per litre		0.21
Monthly	17-Dec-14	17-Dec-14	milligrams per litre		0.26
Monthly	14-Jan-15	14-Jan-15	milligrams per litre		0.18
Monthly	18-Feb-15	18-Feb-15	milligrams per litre		0.27
Monthly	18-Mar-15	18-Mar-15	milligrams per litre		0.28
Monthly	15-Apr-15	15-Apr-15	milligrams per litre		0.22
Monthly	13-May-15	13-May-15	milligrams per litre		0.32

