

Sussex Inlet Wastewater Treatment Plant - Monitoring Summary

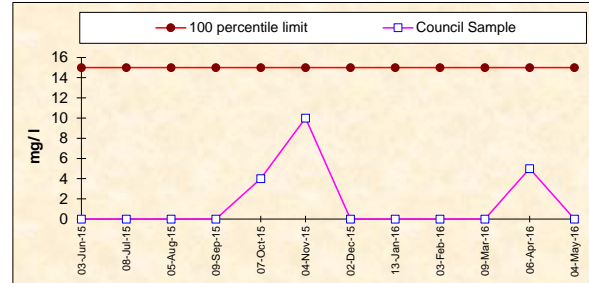
Licensee: Shoalhaven City Council, Shoalhaven Water, PO Box 42 Nowra 2541

Environment Protection License No. 3936

EPA ID No. 3

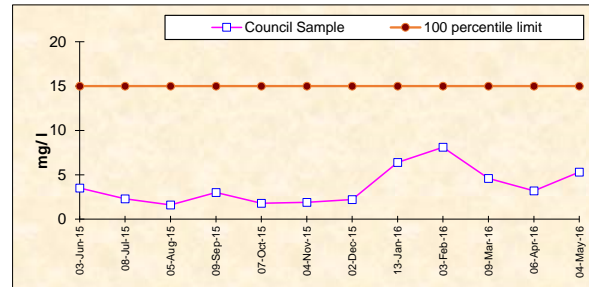
BOD

Frequency	Date Sample Obtained	Date Result Obtained	Unit Of Measurement	100 percentile limit	Council Sample
Monthly	03-Jun-15	18-Jun-15	milligrams per litre	15	<2
Monthly	08-Jul-15	22-Jul-15	milligrams per litre	15	<2
Monthly	05-Aug-15	19-Aug-15	milligrams per litre	15	<2
Monthly	09-Sep-15	22-Sep-15	milligrams per litre	15	<2
Monthly	07-Oct-15	22-Oct-15	milligrams per litre	15	4
Monthly	04-Nov-15	18-Nov-15	milligrams per litre	15	10
Monthly	02-Dec-15	14-Dec-15	milligrams per litre	15	<2
Monthly	13-Jan-16	27-Jan-16	milligrams per litre	15	<2
Monthly	03-Feb-16	17-Feb-16	milligrams per litre	15	<2
Monthly	09-Mar-16	23-Mar-16	milligrams per litre	15	<2
Monthly	06-Apr-16	20-Apr-16	milligrams per litre	15	5
Monthly	04-May-16	18-May-16	milligrams per litre	15	<2



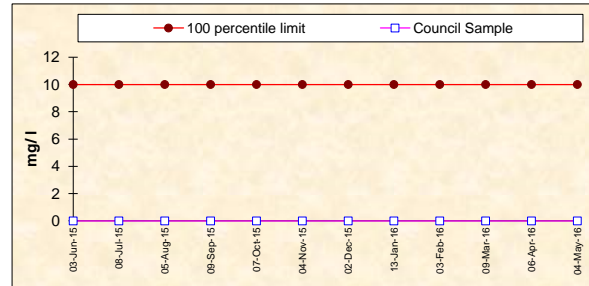
TOTAL NITROGEN

Frequency	Date Sample Obtained	Date Result Obtained	Unit Of Measurement	100 percentile limit	Council Sample
Monthly	03-Jun-15	18-Jun-15	milligrams per litre	15	3.5
Monthly	08-Jul-15	22-Jul-15	milligrams per litre	15	2.3
Monthly	05-Aug-15	19-Aug-15	milligrams per litre	15	1.6
Monthly	09-Sep-15	22-Sep-15	milligrams per litre	15	3.0
Monthly	07-Oct-15	22-Oct-15	milligrams per litre	15	1.8
Monthly	04-Nov-15	18-Nov-15	milligrams per litre	15	1.9
Monthly	02-Dec-15	14-Dec-15	milligrams per litre	15	2.2
Monthly	13-Jan-16	27-Jan-16	milligrams per litre	15	6.4
Monthly	03-Feb-16	17-Feb-16	milligrams per litre	15	8.1
Monthly	09-Mar-16	23-Mar-16	milligrams per litre	15	4.6
Monthly	06-Apr-16	20-Apr-16	milligrams per litre	15	3.2
Monthly	04-May-16	18-May-16	milligrams per litre	15	5.3



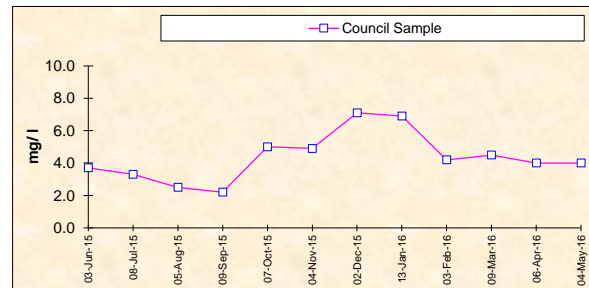
OIL AND GREASE

Frequency	Date Sample Obtained	Date Result Obtained	Unit Of Measurement	100 percentile limit	Council Sample
Monthly	03-Jun-15	18-Jun-15	milligrams per litre	10	<1
Monthly	08-Jul-15	22-Jul-15	milligrams per litre	10	<1
Monthly	05-Aug-15	19-Aug-15	milligrams per litre	10	<1
Monthly	09-Sep-15	22-Sep-15	milligrams per litre	10	<1
Monthly	07-Oct-15	22-Oct-15	milligrams per litre	10	<1
Monthly	04-Nov-15	18-Nov-15	milligrams per litre	10	<1
Monthly	02-Dec-15	14-Dec-15	milligrams per litre	10	<1
Monthly	13-Jan-16	27-Jan-16	milligrams per litre	10	<1
Monthly	03-Feb-16	17-Feb-16	milligrams per litre	10	<1
Monthly	09-Mar-16	23-Mar-16	milligrams per litre	10	<1
Monthly	06-Apr-16	20-Apr-16	milligrams per litre	10	<1
Monthly	04-May-16	18-May-16	milligrams per litre	10	<1



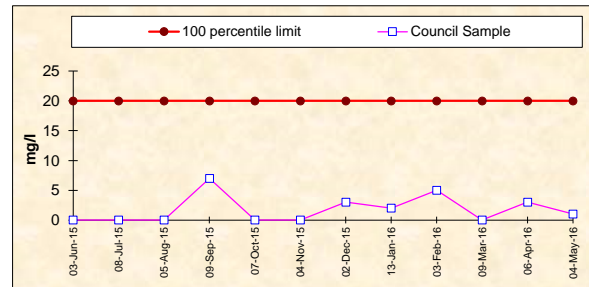
TOTAL PHOSPHORUS

Frequency	Date Sample Obtained	Date Result Obtained	Unit Of Measurement	EPA Limit	Council Sample
Monthly	03-Jun-15	18-Jun-15	milligrams per litre	MONITORING CONDITIONS	3.7
Monthly	08-Jul-15	22-Jul-15	milligrams per litre		3.3
Monthly	05-Aug-15	19-Aug-15	milligrams per litre		2.5
Monthly	09-Sep-15	22-Sep-15	milligrams per litre		2.2
Monthly	07-Oct-15	22-Oct-15	milligrams per litre		5.0
Monthly	04-Nov-15	18-Nov-15	milligrams per litre		4.9
Monthly	02-Dec-15	14-Dec-15	milligrams per litre		7.1
Monthly	13-Jan-16	27-Jan-16	milligrams per litre		6.9
Monthly	03-Feb-16	17-Feb-16	milligrams per litre		4.2
Monthly	09-Mar-16	23-Mar-16	milligrams per litre		4.5
Monthly	06-Apr-16	20-Apr-16	milligrams per litre		4.0
Monthly	04-May-16	18-May-16	milligrams per litre		4.0



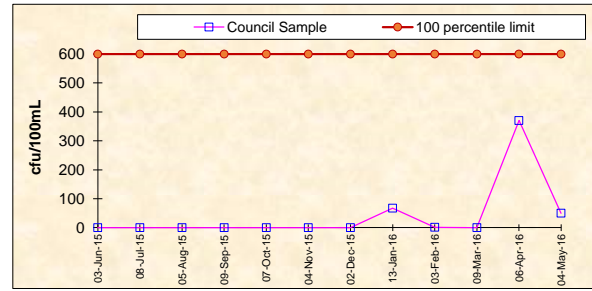
TOTAL SUSPENDED SOLIDS

Frequency	Date Sample Obtained	Date Result Obtained	Unit Of Measurement	100 percentile limit	Council Sample
Monthly	03-Jun-15	18-Jun-15	milligrams per litre	20	<1
Monthly	08-Jul-15	22-Jul-15	milligrams per litre	20	<1
Monthly	05-Aug-15	19-Aug-15	milligrams per litre	20	<1
Monthly	09-Sep-15	22-Sep-15	milligrams per litre	20	7
Monthly	07-Oct-15	22-Oct-15	milligrams per litre	20	<1
Monthly	04-Nov-15	18-Nov-15	milligrams per litre	20	<1
Monthly	02-Dec-15	14-Dec-15	milligrams per litre	20	3
Monthly	13-Jan-16	27-Jan-16	milligrams per litre	20	2
Monthly	03-Feb-16	17-Feb-16	milligrams per litre	20	5
Monthly	09-Mar-16	23-Mar-16	milligrams per litre	20	<1
Monthly	06-Apr-16	20-Apr-16	milligrams per litre	20	3
Monthly	04-May-16	18-May-16	milligrams per litre	20	1



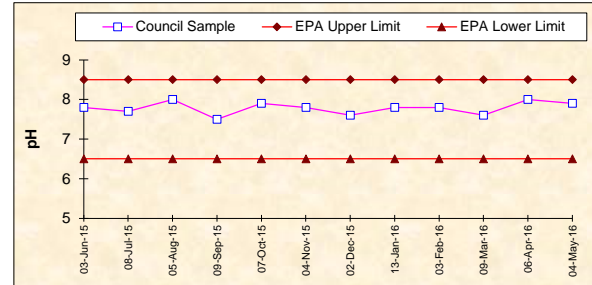
FAECAL COLIFORMS

Frequency	Date Sample Obtained	Date Result Obtained	Unit Of Measurement	100 percentile limit	Council Sample
Monthly	03-Jun-15	18-Jun-15	colony forming units per 100 millilitres	600	<1
Monthly	08-Jul-15	22-Jul-15	colony forming units per 100 millilitres	600	<1
Monthly	05-Aug-15	19-Aug-15	colony forming units per 100 millilitres	600	<1
Monthly	09-Sep-15	22-Sep-15	colony forming units per 100 millilitres	600	<1
Monthly	07-Oct-15	22-Oct-15	colony forming units per 100 millilitres	600	<1
Monthly	04-Nov-15	18-Nov-15	colony forming units per 100 millilitres	600	<1
Monthly	02-Dec-15	14-Dec-15	colony forming units per 100 millilitres	600	<1
Monthly	13-Jan-16	27-Jan-16	colony forming units per 100 millilitres	600	67
Monthly	03-Feb-16	17-Feb-16	colony forming units per 100 millilitres	600	1
Monthly	09-Mar-16	23-Mar-16	colony forming units per 100 millilitres	600	<1
Monthly	06-Apr-16	20-Apr-16	colony forming units per 100 millilitres	600	370
Monthly	04-May-16	18-May-16	colony forming units per 100 millilitres	600	50



pH

Frequency	Date Sample Obtained	Date Result Obtained	Unit Of Measurement	100 percentile limit	Council Sample
Monthly	03-Jun-15	18-Jun-15	pH	6.5-8.5	7.8
Monthly	08-Jul-15	22-Jul-15	pH	6.5-8.5	7.7
Monthly	05-Aug-15	19-Aug-15	pH	6.5-8.5	8.0
Monthly	09-Sep-15	22-Sep-15	pH	6.5-8.5	7.5
Monthly	07-Oct-15	22-Oct-15	pH	6.5-8.5	7.9
Monthly	04-Nov-15	18-Nov-15	pH	6.5-8.5	7.8
Monthly	02-Dec-15	14-Dec-15	pH	6.5-8.5	7.6
Monthly	13-Jan-16	27-Jan-16	pH	6.5-8.5	7.8
Monthly	03-Feb-16	17-Feb-16	pH	6.5-8.5	7.8
Monthly	09-Mar-16	23-Mar-16	pH	6.5-8.5	7.6
Monthly	06-Apr-16	20-Apr-16	pH	6.5-8.5	8.0
Monthly	04-May-16	18-May-16	pH	6.5-8.5	7.9



AMMONIA NITROGEN

Frequency	Date Sample Obtained	Date Result Obtained	Unit Of Measurement	100 percentile limit	Council Sample
Monthly	03-Jun-15	18-Jun-15	milligrams per litre	5	0.04
Monthly	08-Jul-15	22-Jul-15	milligrams per litre	5	0.03
Monthly	05-Aug-15	19-Aug-15	milligrams per litre	5	0.07
Monthly	09-Sep-15	22-Sep-15	milligrams per litre	5	0.09
Monthly	07-Oct-15	22-Oct-15	milligrams per litre	5	0.23
Monthly	04-Nov-15	18-Nov-15	milligrams per litre	5	0.30
Monthly	02-Dec-15	14-Dec-15	milligrams per litre	5	0.26
Monthly	13-Jan-16	27-Jan-16	milligrams per litre	5	0.68
Monthly	03-Feb-16	17-Feb-16	milligrams per litre	5	0.44
Monthly	09-Mar-16	23-Mar-16	milligrams per litre	5	0.46
Monthly	06-Apr-16	20-Apr-16	milligrams per litre	5	0.01
Monthly	04-May-16	18-May-16	milligrams per litre	5	0.01

