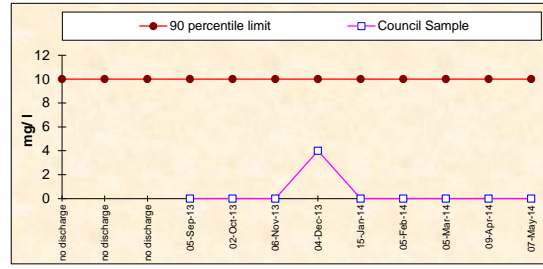


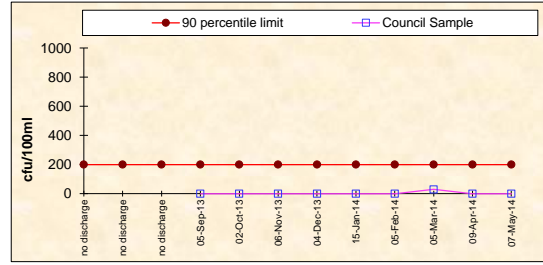
BOD

Frequency	Date Sample Obtained	Date Result Obtained	Unit Of Measurement	90 percentile limit	Council Sample
Monthly	no discharge		milligrams per litre	10	
Monthly	no discharge		milligrams per litre	10	
Monthly	no discharge		milligrams per litre	10	
Monthly	05-Sep-13	13-Sep-13	milligrams per litre	10	<2
Monthly	02-Oct-13	11-Oct-13	milligrams per litre	10	<2
Monthly	06-Nov-13	14-Nov-13	milligrams per litre	10	<2
Monthly	04-Dec-13	18-Dec-13	milligrams per litre	10	4
Monthly	15-Jan-14	28-Jan-14	milligrams per litre	10	<2
Monthly	05-Feb-14	19-Feb-14	milligrams per litre	10	<2
Monthly	05-Mar-14	17-Mar-14	milligrams per litre	10	<2
Monthly	09-Apr-14	23-Apr-14	milligrams per litre	10	<2
Monthly	07-May-14	19-May-14	milligrams per litre	10	<2



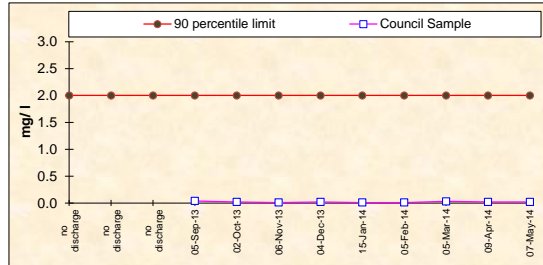
FAECAL COLIFORMS

Frequency	Date Sample Obtained	Date Result Obtained	Unit Of Measurement	90 percentile limit	Council Sample
Monthly	no discharge		colony forming units per 100 millilitres	200	
Monthly	no discharge		colony forming units per 100 millilitres	200	
Monthly	no discharge		colony forming units per 100 millilitres	200	
Monthly	05-Sep-13	13-Sep-13	colony forming units per 100 millilitres	200	<1
Monthly	02-Oct-13	11-Oct-13	colony forming units per 100 millilitres	200	<1
Monthly	06-Nov-13	14-Nov-13	colony forming units per 100 millilitres	200	<1
Monthly	04-Dec-13	18-Dec-13	colony forming units per 100 millilitres	200	<1
Monthly	15-Jan-14	28-Jan-14	colony forming units per 100 millilitres	200	<1
Monthly	05-Feb-14	19-Feb-14	colony forming units per 100 millilitres	200	<1
Monthly	05-Mar-14	17-Mar-14	colony forming units per 100 millilitres	200	29
Monthly	09-Apr-14	23-Apr-14	colony forming units per 100 millilitres	200	<1
Monthly	07-May-14	19-May-14	colony forming units per 100 millilitres	200	<1



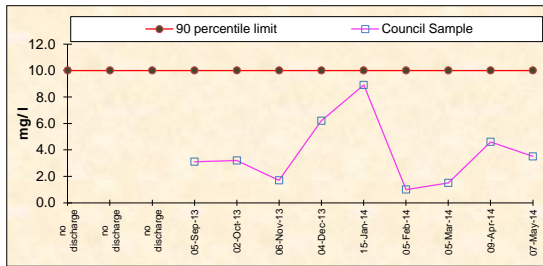
NITROGEN (Ammonia)

Frequency	Date Sample Obtained	Date Result Obtained	Unit Of Measurement	90 percentile limit	Council Sample
Monthly	no discharge		milligrams per litre	2	
Monthly	no discharge		milligrams per litre	2	
Monthly	no discharge		milligrams per litre	2	
Monthly	05-Sep-13	13-Sep-13	milligrams per litre	2	0.04
Monthly	02-Oct-13	11-Oct-13	milligrams per litre	2	0.02
Monthly	06-Nov-13	14-Nov-13	milligrams per litre	2	0.01
Monthly	04-Dec-13	18-Dec-13	milligrams per litre	2	0.02
Monthly	15-Jan-14	28-Jan-14	milligrams per litre	2	0.01
Monthly	05-Feb-14	19-Feb-14	milligrams per litre	2	0.01
Monthly	05-Mar-14	17-Mar-14	milligrams per litre	2	0.03
Monthly	09-Apr-14	23-Apr-14	milligrams per litre	2	0.02
Monthly	07-May-14	19-May-14	milligrams per litre	2	0.02



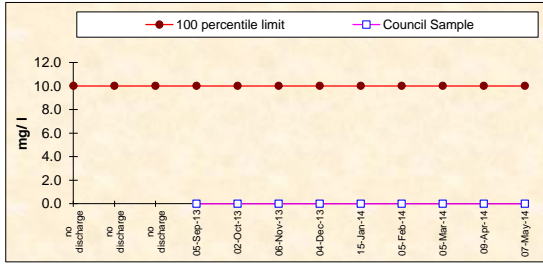
NITROGEN (Total)

Frequency	Date Sample Obtained	Date Result Obtained	Unit Of Measurement	90 percentile limit	Council Sample
Monthly	no discharge		milligrams per litre	10	
Monthly	no discharge		milligrams per litre	10	
Monthly	no discharge		milligrams per litre	10	
Monthly	05-Sep-13	13-Sep-13	milligrams per litre	10	3.1
Monthly	02-Oct-13	11-Oct-13	milligrams per litre	10	3.2
Monthly	06-Nov-13	14-Nov-13	milligrams per litre	10	1.7
Monthly	04-Dec-13	18-Dec-13	milligrams per litre	10	6.2
Monthly	15-Jan-14	28-Jan-14	milligrams per litre	10	8.9
Monthly	05-Feb-14	19-Feb-14	milligrams per litre	10	1.0
Monthly	05-Mar-14	17-Mar-14	milligrams per litre	10	1.5
Monthly	09-Apr-14	23-Apr-14	milligrams per litre	10	4.6
Monthly	07-May-14	19-May-14	milligrams per litre	10	3.5



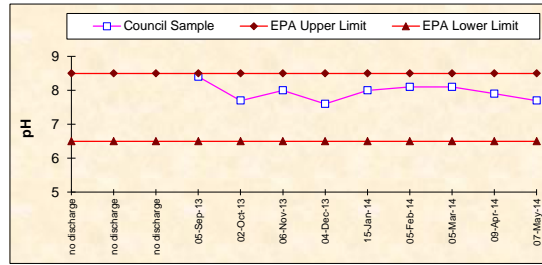
OIL AND GREASE

Frequency	Date Sample Obtained	Date Result Obtained	Unit Of Measurement	100 percentile limit	Council Sample
Monthly	no discharge		milligrams per litre	10	
Monthly	no discharge		milligrams per litre	10	
Monthly	no discharge		milligrams per litre	10	
Monthly	05-Sep-13	13-Sep-13	milligrams per litre	10	<1
Monthly	02-Oct-13	11-Oct-13	milligrams per litre	10	<1
Monthly	06-Nov-13	14-Nov-13	milligrams per litre	10	<1
Monthly	04-Dec-13	18-Dec-13	milligrams per litre	10	<1
Monthly	15-Jan-14	28-Jan-14	milligrams per litre	10	<1
Monthly	05-Feb-14	19-Feb-14	milligrams per litre	10	<1
Monthly	05-Mar-14	17-Mar-14	milligrams per litre	10	<1
Monthly	09-Apr-14	23-Apr-14	milligrams per litre	10	<1
Monthly	07-May-14	19-May-14	milligrams per litre	10	<1



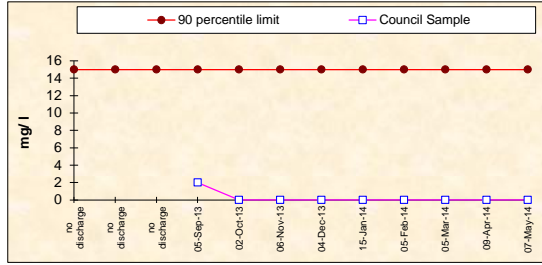
pH

Frequency	Date Sample Obtained	Date Result Obtained	Unit Of Measurement	100 percentile limit	Council Sample
Monthly	no discharge		pH	6.5-8.5	
Monthly	no discharge		pH	6.5-8.5	
Monthly	no discharge		pH	6.5-8.5	
Monthly	05-Sep-13	13-Sep-13	pH	6.5-8.5	8.4
Monthly	02-Oct-13	11-Oct-13	pH	6.5-8.5	7.7
Monthly	06-Nov-13	14-Nov-13	pH	6.5-8.5	8.0
Monthly	04-Dec-13	18-Dec-13	pH	6.5-8.5	7.6
Monthly	15-Jan-14	28-Jan-14	pH	6.5-8.5	8.0
Monthly	05-Feb-14	19-Feb-14	pH	6.5-8.5	8.1
Monthly	05-Mar-14	17-Mar-14	pH	6.5-8.5	8.1
Monthly	09-Apr-14	23-Apr-14	pH	6.5-8.5	7.9
Monthly	07-May-14	19-May-14	pH	6.5-8.5	7.7



TOTAL SUSPENDED SOLIDS

Frequency	Date Sample Obtained	Date Result Obtained	Unit Of Measurement	90 percentile limit	Council Sample
Monthly	no discharge		milligrams per litre	15	
Monthly	no discharge		milligrams per litre	15	
Monthly	no discharge		milligrams per litre	15	
Monthly	05-Sep-13	13-Sep-13	milligrams per litre	15	2
Monthly	02-Oct-13	11-Oct-13	milligrams per litre	15	<1
Monthly	06-Nov-13	14-Nov-13	milligrams per litre	15	<1
Monthly	04-Dec-13	18-Dec-13	milligrams per litre	15	<1
Monthly	15-Jan-14	28-Jan-14	milligrams per litre	15	<1
Monthly	05-Feb-14	19-Feb-14	milligrams per litre	15	<1
Monthly	05-Mar-14	17-Mar-14	milligrams per litre	15	<1
Monthly	09-Apr-14	23-Apr-14	milligrams per litre	15	<1
Monthly	07-May-14	19-May-14	milligrams per litre	15	<1



TOTAL PHOSPHORUS

Frequency	Date Sample Obtained	Date Result Obtained	Unit Of Measurement	EPA Limit	Council Sample
Monthly	no discharge		milligrams per litre	MONITORING	
Monthly	no discharge		milligrams per litre		
Monthly	no discharge		milligrams per litre		
Monthly	05-Sep-13	13-Sep-13	milligrams per litre	CONDITION	0.03
Monthly	02-Oct-13	11-Oct-13	milligrams per litre		0.03
Monthly	06-Nov-13	14-Nov-13	milligrams per litre		0.52
Monthly	04-Dec-13	18-Dec-13	milligrams per litre		0.36
Monthly	15-Jan-14	28-Jan-14	milligrams per litre		0.04
Monthly	05-Feb-14	19-Feb-14	milligrams per litre		0.06
Monthly	05-Mar-14	17-Mar-14	milligrams per litre		0.88
Monthly	09-Apr-14	23-Apr-14	milligrams per litre		0.42
Monthly	07-May-14	19-May-14	milligrams per litre		0.30

