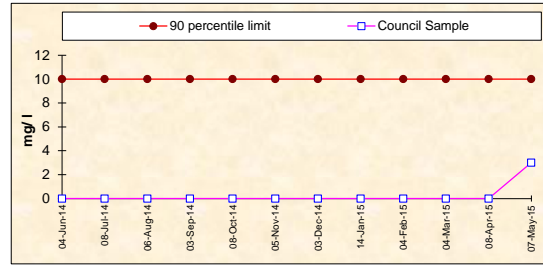




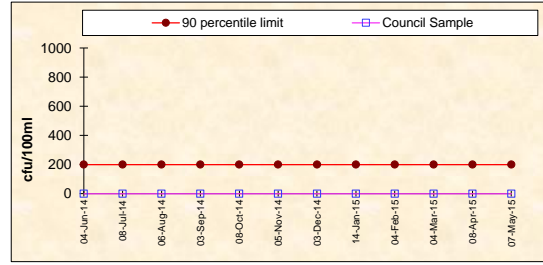
**BOD**

Frequency	Date Sample Obtained	Date Result Obtained	Unit Of Measurement	90 percentile limit	Council Sample
Monthly	04-Jun-14	18-Jun-14	milligrams per litre	10	<2
Monthly	08-Jul-14	22-Jul-14	milligrams per litre	10	<2
Monthly	06-Aug-14	14-Aug-14	milligrams per litre	10	<2
Monthly	03-Sep-14	12-Sep-14	milligrams per litre	10	<2
Monthly	08-Oct-14	20-Oct-14	milligrams per litre	10	<2
Monthly	05-Nov-14	17-Nov-14	milligrams per litre	10	<2
Monthly	03-Dec-14	17-Dec-14	milligrams per litre	10	<2
Monthly	14-Jan-15	27-Jan-15	milligrams per litre	10	<2
Monthly	04-Feb-15	17-Feb-15	milligrams per litre	10	<2
Monthly	04-Mar-15	17-Mar-15	milligrams per litre	10	<2
Monthly	08-Apr-15	20-Apr-15	milligrams per litre	10	<2
Monthly	07-May-15	20-May-15	milligrams per litre	10	3



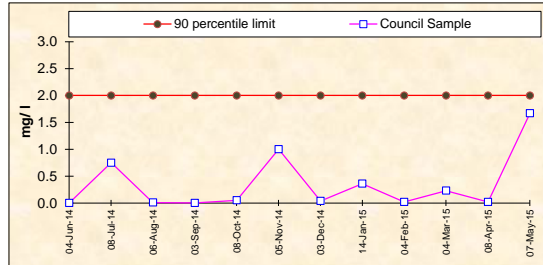
**FAECAL COLIFORMS**

Frequency	Date Sample Obtained	Date Result Obtained	Unit Of Measurement	90 percentile limit	Council Sample
Monthly	04-Jun-14	18-Jun-14	colony forming units per 100 millilitres	200	<1
Monthly	08-Jul-14	22-Jul-14	colony forming units per 100 millilitres	200	<1
Monthly	06-Aug-14	14-Aug-14	colony forming units per 100 millilitres	200	<1
Monthly	03-Sep-14	12-Sep-14	colony forming units per 100 millilitres	200	<1
Monthly	08-Oct-14	20-Oct-14	colony forming units per 100 millilitres	200	<1
Monthly	05-Nov-14	17-Nov-14	colony forming units per 100 millilitres	200	<1
Monthly	03-Dec-14	17-Dec-14	colony forming units per 100 millilitres	200	<1
Monthly	14-Jan-15	27-Jan-15	colony forming units per 100 millilitres	200	<1
Monthly	04-Feb-15	17-Feb-15	colony forming units per 100 millilitres	200	<1
Monthly	04-Mar-15	17-Mar-15	colony forming units per 100 millilitres	200	<1
Monthly	08-Apr-15	20-Apr-15	colony forming units per 100 millilitres	200	<1
Monthly	07-May-15	20-May-15	colony forming units per 100 millilitres	200	<1



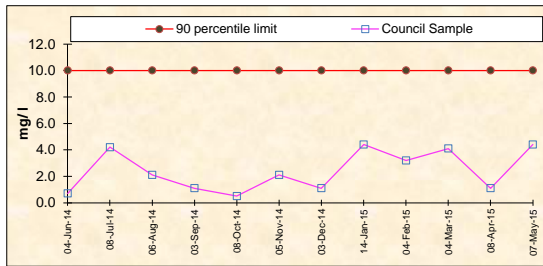
**NITROGEN (Ammonia)**

Frequency	Date Sample Obtained	Date Result Obtained	Unit Of Measurement	90 percentile limit	Council Sample
Monthly	04-Jun-14	18-Jun-14	milligrams per litre	2	<0.01
Monthly	08-Jul-14	22-Jul-14	milligrams per litre	2	0.75
Monthly	06-Aug-14	14-Aug-14	milligrams per litre	2	0.01
Monthly	03-Sep-14	12-Sep-14	milligrams per litre	2	<0.01
Monthly	08-Oct-14	20-Oct-14	milligrams per litre	2	0.05
Monthly	05-Nov-14	17-Nov-14	milligrams per litre	2	1.00
Monthly	03-Dec-14	17-Dec-14	milligrams per litre	2	0.04
Monthly	14-Jan-15	27-Jan-15	milligrams per litre	2	0.36
Monthly	04-Feb-15	17-Feb-15	milligrams per litre	2	0.02
Monthly	04-Mar-15	17-Mar-15	milligrams per litre	2	0.23
Monthly	08-Apr-15	20-Apr-15	milligrams per litre	2	0.02
Monthly	07-May-15	20-May-15	milligrams per litre	2	1.67



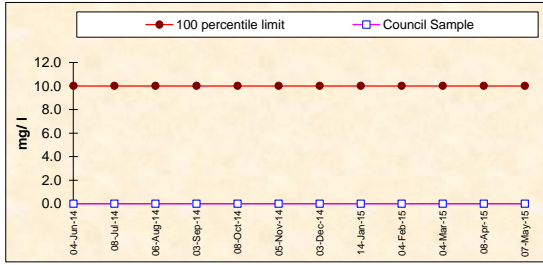
**NITROGEN (Total)**

Frequency	Date Sample Obtained	Date Result Obtained	Unit Of Measurement	90 percentile limit	Council Sample
Monthly	04-Jun-14	18-Jun-14	milligrams per litre	10	0.7
Monthly	08-Jul-14	22-Jul-14	milligrams per litre	10	4.2
Monthly	06-Aug-14	14-Aug-14	milligrams per litre	10	2.1
Monthly	03-Sep-14	12-Sep-14	milligrams per litre	10	1.1
Monthly	08-Oct-14	20-Oct-14	milligrams per litre	10	0.5
Monthly	05-Nov-14	17-Nov-14	milligrams per litre	10	2.1
Monthly	03-Dec-14	17-Dec-14	milligrams per litre	10	1.1
Monthly	14-Jan-15	27-Jan-15	milligrams per litre	10	4.4
Monthly	04-Feb-15	17-Feb-15	milligrams per litre	10	3.2
Monthly	04-Mar-15	17-Mar-15	milligrams per litre	10	4.1
Monthly	08-Apr-15	20-Apr-15	milligrams per litre	10	1.1
Monthly	07-May-15	20-May-15	milligrams per litre	10	4.4



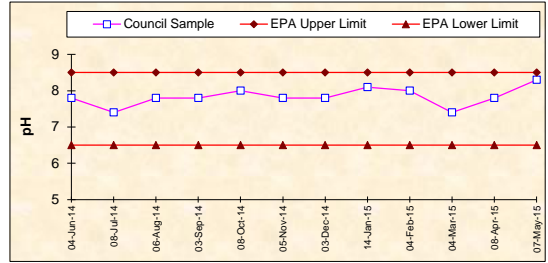
**OIL AND GREASE**

Frequency	Date Sample Obtained	Date Result Obtained	Unit Of Measurement	100 percentile limit	Council Sample
Monthly	04-Jun-14	18-Jun-14	milligrams per litre	10	<1
Monthly	08-Jul-14	22-Jul-14	milligrams per litre	10	<1
Monthly	06-Aug-14	14-Aug-14	milligrams per litre	10	<1
Monthly	03-Sep-14	12-Sep-14	milligrams per litre	10	<1
Monthly	08-Oct-14	20-Oct-14	milligrams per litre	10	<1
Monthly	05-Nov-14	17-Nov-14	milligrams per litre	10	<1
Monthly	03-Dec-14	17-Dec-14	milligrams per litre	10	<1
Monthly	14-Jan-15	27-Jan-15	milligrams per litre	10	<1
Monthly	04-Feb-15	17-Feb-15	milligrams per litre	10	<1
Monthly	04-Mar-15	17-Mar-15	milligrams per litre	10	<1
Monthly	08-Apr-15	20-Apr-15	milligrams per litre	10	<1
Monthly	07-May-15	20-May-15	milligrams per litre	10	<1



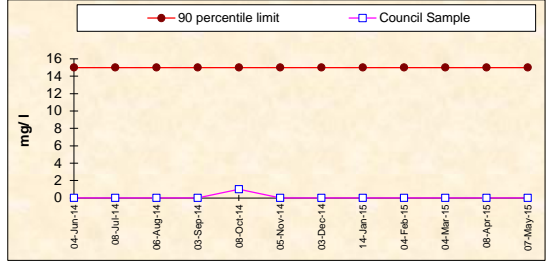
**pH**

Frequency	Date Sample Obtained	Date Result Obtained	Unit Of Measurement	100 percentile limit	Council Sample
Monthly	04-Jun-14	18-Jun-14	pH	6.5-8.5	7.8
Monthly	08-Jul-14	22-Jul-14	pH	6.5-8.5	7.4
Monthly	06-Aug-14	14-Aug-14	pH	6.5-8.5	7.8
Monthly	03-Sep-14	12-Sep-14	pH	6.5-8.5	7.8
Monthly	08-Oct-14	20-Oct-14	pH	6.5-8.5	8.0
Monthly	05-Nov-14	17-Nov-14	pH	6.5-8.5	7.8
Monthly	03-Dec-14	17-Dec-14	pH	6.5-8.5	7.8
Monthly	14-Jan-15	27-Jan-15	pH	6.5-8.5	8.1
Monthly	04-Feb-15	17-Feb-15	pH	6.5-8.5	8.0
Monthly	04-Mar-15	17-Mar-15	pH	6.5-8.5	7.4
Monthly	08-Apr-15	20-Apr-15	pH	6.5-8.5	7.8
Monthly	07-May-15	20-May-15	pH	6.5-8.5	8.3



**TOTAL SUSPENDED SOLIDS**

Frequency	Date Sample Obtained	Date Result Obtained	Unit Of Measurement	90 percentile limit	Council Sample
Monthly	04-Jun-14	18-Jun-14	milligrams per litre	15	<1
Monthly	08-Jul-14	22-Jul-14	milligrams per litre	15	<1
Monthly	06-Aug-14	14-Aug-14	milligrams per litre	15	<1
Monthly	03-Sep-14	12-Sep-14	milligrams per litre	15	<1
Monthly	08-Oct-14	20-Oct-14	milligrams per litre	15	1
Monthly	05-Nov-14	17-Nov-14	milligrams per litre	15	<1
Monthly	03-Dec-14	17-Dec-14	milligrams per litre	15	<1
Monthly	14-Jan-15	27-Jan-15	milligrams per litre	15	<1
Monthly	04-Feb-15	17-Feb-15	milligrams per litre	15	<1
Monthly	04-Mar-15	17-Mar-15	milligrams per litre	15	<1
Monthly	08-Apr-15	20-Apr-15	milligrams per litre	15	<1
Monthly	07-May-15	20-May-15	milligrams per litre	15	<1



**TOTAL PHOSPHORUS**

Frequency	Date Sample Obtained	Date Result Obtained	Unit Of Measurement	EPA Limit	Council Sample
Monthly	04-Jun-14	18-Jun-14	milligrams per litre	MONITORING	0.06
Monthly	08-Jul-14	22-Jul-14	milligrams per litre		<0.01
Monthly	06-Aug-14	14-Aug-14	milligrams per litre		0.05
Monthly	03-Sep-14	12-Sep-14	milligrams per litre		<0.05
Monthly	08-Oct-14	20-Oct-14	milligrams per litre		0.02
Monthly	05-Nov-14	17-Nov-14	milligrams per litre		1.00
Monthly	03-Dec-14	17-Dec-14	milligrams per litre	CONDITION	0.12
Monthly	14-Jan-15	27-Jan-15	milligrams per litre		0.04
Monthly	04-Feb-15	17-Feb-15	milligrams per litre		0.11
Monthly	04-Mar-15	17-Mar-15	milligrams per litre		0.17
Monthly	08-Apr-15	20-Apr-15	milligrams per litre		0.06
Monthly	07-May-15	20-May-15	milligrams per litre		0.08

