

Kangaroo Valley Wastewater Treatment Plant - Monitoring Summary

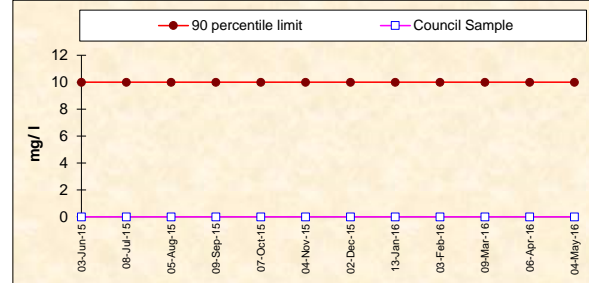
Licensee: Shoalhaven City Council, Shoalhaven Water, PO Box 42 Nowra 2541

Environment Protection License No. 20244

EPA ID No. 3

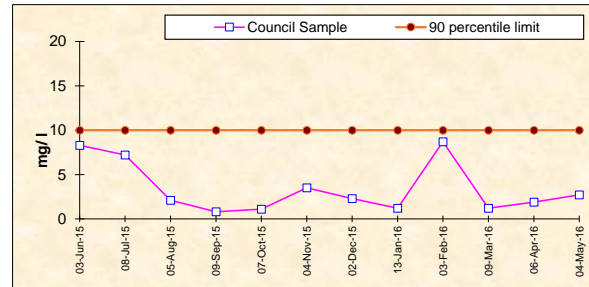
BOD

Frequency	Date Sample Obtained	Date Result Obtained	Unit Of Measurement	90 percentile limit	Council Sample
Monthly	03-Jun-15	18-Jun-15	milligrams per litre	10	<2
Monthly	08-Jul-15	22-Jul-15	milligrams per litre	10	<2
Monthly	05-Aug-15	19-Aug-15	milligrams per litre	10	<2
Monthly	09-Sep-15	22-Sep-15	milligrams per litre	10	<2
Monthly	07-Oct-15	22-Oct-15	milligrams per litre	10	<2
Monthly	04-Nov-15	18-Nov-15	milligrams per litre	10	<2
Monthly	02-Dec-15	14-Dec-15	milligrams per litre	10	<2
Monthly	13-Jan-16	27-Jan-16	milligrams per litre	10	<2
Monthly	03-Feb-16	17-Feb-16	milligrams per litre	10	<2
Monthly	09-Mar-16	23-Mar-16	milligrams per litre	10	<2
Monthly	06-Apr-16	20-Apr-16	milligrams per litre	10	<2
Monthly	04-May-16	18-May-16	milligrams per litre	10	<2



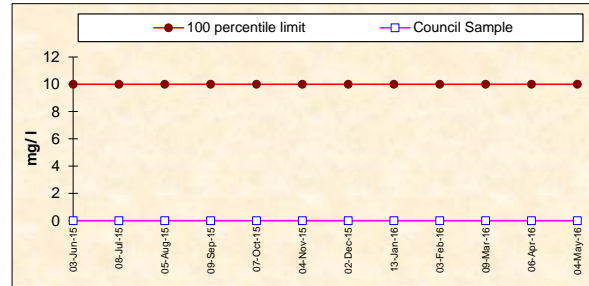
TOTAL NITROGEN

Frequency	Date Sample Obtained	Date Result Obtained	Unit Of Measurement	90 percentile limit	Council Sample
Monthly	03-Jun-15	18-Jun-15	milligrams per litre	10	8.3
Monthly	08-Jul-15	22-Jul-15	milligrams per litre	10	7.2
Monthly	05-Aug-15	19-Aug-15	milligrams per litre	10	2.1
Monthly	09-Sep-15	22-Sep-15	milligrams per litre	10	0.8
Monthly	07-Oct-15	22-Oct-15	milligrams per litre	10	1.1
Monthly	04-Nov-15	18-Nov-15	milligrams per litre	10	3.5
Monthly	02-Dec-15	14-Dec-15	milligrams per litre	10	2.3
Monthly	13-Jan-16	27-Jan-16	milligrams per litre	10	1.2
Monthly	03-Feb-16	17-Feb-16	milligrams per litre	10	8.7
Monthly	09-Mar-16	23-Mar-16	milligrams per litre	10	1.2
Monthly	06-Apr-16	20-Apr-16	milligrams per litre	10	1.9
Monthly	04-May-16	18-May-16	milligrams per litre	10	2.7



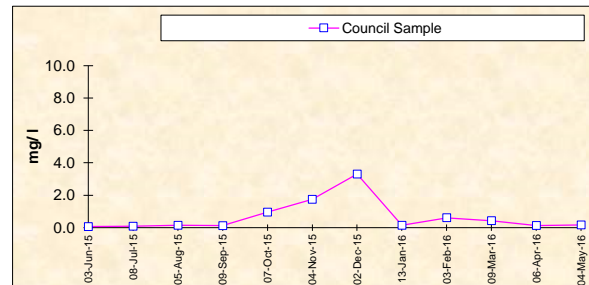
OIL AND GREASE

Frequency	Date Sample Obtained	Date Result Obtained	Unit Of Measurement	100 percentile limit	Council Sample
Monthly	03-Jun-15	18-Jun-15	milligrams per litre	10	<1
Monthly	08-Jul-15	22-Jul-15	milligrams per litre	10	<1
Monthly	05-Aug-15	19-Aug-15	milligrams per litre	10	<1
Monthly	09-Sep-15	22-Sep-15	milligrams per litre	10	<1
Monthly	07-Oct-15	22-Oct-15	milligrams per litre	10	<1
Monthly	04-Nov-15	18-Nov-15	milligrams per litre	10	<1
Monthly	02-Dec-15	14-Dec-15	milligrams per litre	10	<1
Monthly	13-Jan-16	27-Jan-16	milligrams per litre	10	<1
Monthly	03-Feb-16	17-Feb-16	milligrams per litre	10	<1
Monthly	09-Mar-16	23-Mar-16	milligrams per litre	10	<1
Monthly	06-Apr-16	20-Apr-16	milligrams per litre	10	<1
Monthly	04-May-16	18-May-16	milligrams per litre	10	<1



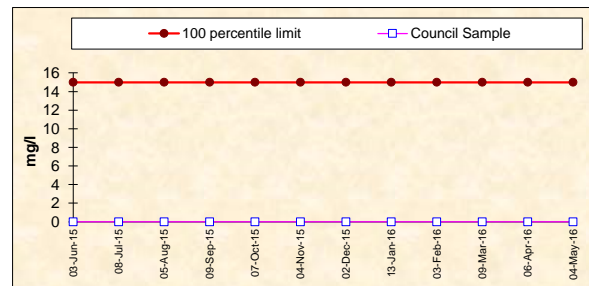
TOTAL PHOSPHORUS

Frequency	Date Sample Obtained	Date Result Obtained	Unit Of Measurement	100 percentile limit	Council Sample
Monthly	03-Jun-15	18-Jun-15	milligrams per litre	MONITORING CONDITION	0.06
Monthly	08-Jul-15	22-Jul-15	milligrams per litre		0.09
Monthly	05-Aug-15	19-Aug-15	milligrams per litre		0.14
Monthly	09-Sep-15	22-Sep-15	milligrams per litre		0.12
Monthly	07-Oct-15	22-Oct-15	milligrams per litre		0.95
Monthly	04-Nov-15	18-Nov-15	milligrams per litre		1.74
Monthly	02-Dec-15	14-Dec-15	milligrams per litre		3.30
Monthly	13-Jan-16	27-Jan-16	milligrams per litre		0.14
Monthly	03-Feb-16	17-Feb-16	milligrams per litre		0.61
Monthly	09-Mar-16	23-Mar-16	milligrams per litre		0.43
Monthly	06-Apr-16	20-Apr-16	milligrams per litre		0.13
Monthly	04-May-16	18-May-16	milligrams per litre		0.16



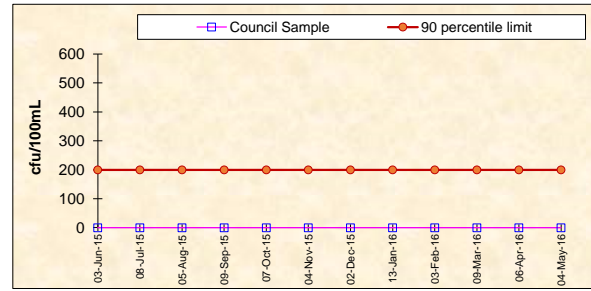
TOTAL SUSPENDED SOLIDS

Frequency	Date Sample Obtained	Date Result Obtained	Unit Of Measurement	100 percentile limit	Council Sample
Monthly	03-Jun-15	18-Jun-15	milligrams per litre	15	<1
Monthly	08-Jul-15	22-Jul-15	milligrams per litre	15	<1
Monthly	05-Aug-15	19-Aug-15	milligrams per litre	15	<1
Monthly	09-Sep-15	22-Sep-15	milligrams per litre	15	<1
Monthly	07-Oct-15	22-Oct-15	milligrams per litre	15	<1
Monthly	04-Nov-15	18-Nov-15	milligrams per litre	15	<1
Monthly	02-Dec-15	14-Dec-15	milligrams per litre	15	<1
Monthly	13-Jan-16	27-Jan-16	milligrams per litre	15	<1
Monthly	03-Feb-16	17-Feb-16	milligrams per litre	15	<1
Monthly	09-Mar-16	23-Mar-16	milligrams per litre	15	<1
Monthly	06-Apr-16	20-Apr-16	milligrams per litre	15	<1
Monthly	04-May-16	18-May-16	milligrams per litre	15	<1



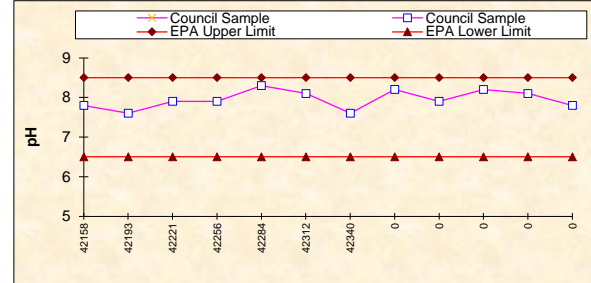
FAECAL COLIFORMS

Frequency	Date Sample Obtained	Date Result Obtained	Unit Of Measurement	90 percentile limit	Council Sample
Monthly	03-Jun-15	18-Jun-15	colony forming units per 100 millilitres	200	<1
Monthly	08-Jul-15	22-Jul-15	colony forming units per 100 millilitres	200	<1
Monthly	05-Aug-15	19-Aug-15	colony forming units per 100 millilitres	200	<1
Monthly	09-Sep-15	22-Sep-15	colony forming units per 100 millilitres	200	<1
Monthly	07-Oct-15	22-Oct-15	colony forming units per 100 millilitres	200	<1
Monthly	04-Nov-15	18-Nov-15	colony forming units per 100 millilitres	200	<1
Monthly	02-Dec-15	14-Dec-15	colony forming units per 100 millilitres	200	<1
Monthly	13-Jan-16	27-Jan-16	colony forming units per 100 millilitres	200	<1
Monthly	03-Feb-16	17-Feb-16	colony forming units per 100 millilitres	200	<1
Monthly	09-Mar-16	23-Mar-16	colony forming units per 100 millilitres	200	<1
Monthly	06-Apr-16	20-Apr-16	colony forming units per 100 millilitres	200	<1
Monthly	04-May-16	18-May-16	colony forming units per 100 millilitres	200	<1



pH

Frequency	Date Sample Obtained	Date Result Obtained	Unit Of Measurement	100 percentile limit	Council Sample
Monthly	03-Jun-15	18-Jun-15	pH	6.5-8.5	7.8
Monthly	08-Jul-15	22-Jul-15	pH	6.5-8.5	7.6
Monthly	05-Aug-15	19-Aug-15	pH	6.5-8.5	7.9
Monthly	09-Sep-15	22-Sep-15	pH	6.5-8.5	7.9
Monthly	07-Oct-15	22-Oct-15	pH	6.5-8.5	8.3
Monthly	04-Nov-15	18-Nov-15	pH	6.5-8.5	8.1
Monthly	02-Dec-15	14-Dec-15	pH	6.5-8.5	7.6
Monthly	13-Jan-16	27-Jan-16	pH	6.5-8.5	8.2
Monthly	03-Feb-16	17-Feb-16	pH	6.5-8.5	7.9
Monthly	09-Mar-16	23-Mar-16	pH	6.5-8.5	8.2
Monthly	06-Apr-16	20-Apr-16	pH	6.5-8.5	8.1
Monthly	04-May-16	18-May-16	pH	6.5-8.5	7.8



AMMONIA NITROGEN

Frequency	Date Sample Obtained	Date Result Obtained	Unit Of Measurement	90 percentile limit	Council Sample
Monthly	03-Jun-15	18-Jun-15	milligrams per litre	2	0.03
Monthly	08-Jul-15	22-Jul-15	milligrams per litre	2	0.12
Monthly	05-Aug-15	19-Aug-15	milligrams per litre	2	0.23
Monthly	09-Sep-15	22-Sep-15	milligrams per litre	2	0.05
Monthly	07-Oct-15	22-Oct-15	milligrams per litre	2	0.02
Monthly	04-Nov-15	18-Nov-15	milligrams per litre	2	0.03
Monthly	02-Dec-15	14-Dec-15	milligrams per litre	2	0.07
Monthly	13-Jan-16	27-Jan-16	milligrams per litre	2	0.13
Monthly	03-Feb-16	17-Feb-16	milligrams per litre	2	0.02
Monthly	09-Mar-16	23-Mar-16	milligrams per litre	2	0.02
Monthly	06-Apr-16	20-Apr-16	milligrams per litre	2	0.02
Monthly	04-May-16	18-May-16	milligrams per litre	2	0.02

