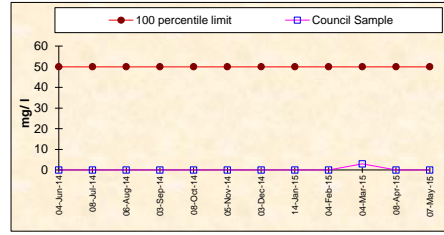


**Ulladulla Wastewater Treatment Plant - Monitoring Summary**  
 Licensee: Shoalhaven City Council, Shoalhaven Water, PO Box 42, Nowra 2541  
 Environment Protection Licence No. 446 EPA ID No. 5



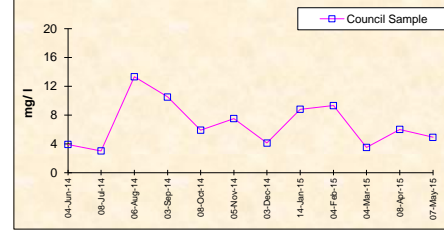
**BOD**

Frequency	Date Sample Obtained	Date Result Obtained	Unit Of Measurement	100 percentile limit	Council Sample
Monthly	04-Jun-14	18-Jun-14	milligrams per litre	50	<2
Monthly	08-Jul-14	22-Jul-14	milligrams per litre	50	<2
Monthly	06-Aug-14	14-Aug-14	milligrams per litre	50	<2
Monthly	03-Sep-14	12-Sep-14	milligrams per litre	50	<2
Monthly	08-Oct-14	20-Oct-14	milligrams per litre	50	<2
Monthly	05-Nov-14	17-Nov-14	milligrams per litre	50	<2
Monthly	03-Dec-14	17-Dec-14	milligrams per litre	50	<2
Monthly	14-Jan-15	27-Jan-15	milligrams per litre	50	<2
Monthly	04-Feb-15	17-Feb-15	milligrams per litre	50	<2
Monthly	04-Mar-15	17-Mar-15	milligrams per litre	50	3
Monthly	08-Apr-15	20-Apr-15	milligrams per litre	50	<2
Monthly	07-May-15	20-May-15	milligrams per litre	50	<2



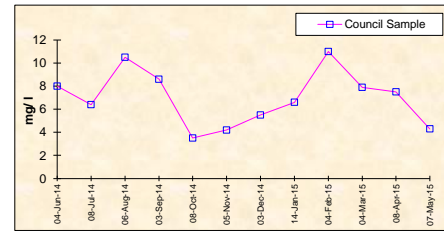
**NITROGEN (Total)**

Frequency	Date Sample Obtained	Date Result Obtained	Unit Of Measurement	100 percentile limit	Council Sample
Monthly	04-Jun-14	18-Jun-14	milligrams per litre	MONITORING	3.9
Monthly	08-Jul-14	22-Jul-14	milligrams per litre		3.0
Monthly	06-Aug-14	14-Aug-14	milligrams per litre		13.3
Monthly	03-Sep-14	12-Sep-14	milligrams per litre		10.5
Monthly	08-Oct-14	20-Oct-14	milligrams per litre		5.9
Monthly	05-Nov-14	17-Nov-14	milligrams per litre		7.5
Monthly	03-Dec-14	17-Dec-14	milligrams per litre	CONDITION	4.1
Monthly	14-Jan-15	27-Jan-15	milligrams per litre		8.8
Monthly	04-Feb-15	17-Feb-15	milligrams per litre		9.3
Monthly	04-Mar-15	17-Mar-15	milligrams per litre		3.5
Monthly	08-Apr-15	20-Apr-15	milligrams per litre		6.0
Monthly	07-May-15	20-May-15	milligrams per litre		4.9



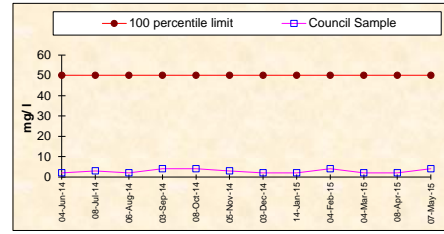
**PHOSPHORUS (Total)**

Frequency	Date Sample Obtained	Date Result Obtained	Unit Of Measurement	100 percentile limit	Council Sample
Monthly	04-Jun-14	18-Jun-14	milligrams per litre	MONITORING	8.0
Monthly	08-Jul-14	22-Jul-14	milligrams per litre		6.4
Monthly	06-Aug-14	14-Aug-14	milligrams per litre		10.5
Monthly	03-Sep-14	12-Sep-14	milligrams per litre		8.6
Monthly	08-Oct-14	20-Oct-14	milligrams per litre		3.5
Monthly	05-Nov-14	17-Nov-14	milligrams per litre		4.2
Monthly	03-Dec-14	17-Dec-14	milligrams per litre	CONDITION	5.5
Monthly	14-Jan-15	27-Jan-15	milligrams per litre		6.6
Monthly	04-Feb-15	17-Feb-15	milligrams per litre		11.0
Monthly	04-Mar-15	17-Mar-15	milligrams per litre		7.9
Monthly	08-Apr-15	20-Apr-15	milligrams per litre		7.5
Monthly	07-May-15	20-May-15	milligrams per litre		4.3



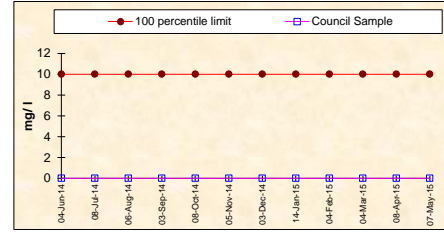
**TOTAL SUSPENDED SOLIDS**

Frequency	Date Sample Obtained	Date Result Obtained	Unit Of Measurement	100 percentile limit	Council Sample
Monthly	04-Jun-14	18-Jun-14	milligrams per litre	50	2
Monthly	08-Jul-14	22-Jul-14	milligrams per litre	50	3
Monthly	06-Aug-14	14-Aug-14	milligrams per litre	50	2
Monthly	03-Sep-14	12-Sep-14	milligrams per litre	50	4
Monthly	08-Oct-14	20-Oct-14	milligrams per litre	50	4
Monthly	05-Nov-14	17-Nov-14	milligrams per litre	50	3
Monthly	03-Dec-14	17-Dec-14	milligrams per litre	50	2
Monthly	14-Jan-15	27-Jan-15	milligrams per litre	50	2
Monthly	04-Feb-15	17-Feb-15	milligrams per litre	50	4
Monthly	04-Mar-15	17-Mar-15	milligrams per litre	50	2
Monthly	08-Apr-15	20-Apr-15	milligrams per litre	50	2
Monthly	07-May-15	20-May-15	milligrams per litre	50	4



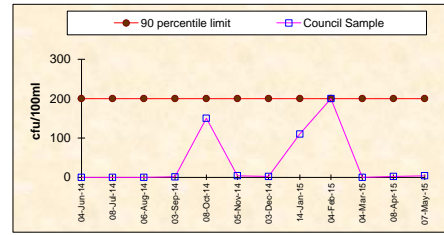
**OIL AND GREASE**

Frequency	Date Sample Obtained	Date Result Obtained	Unit Of Measurement	100 percentile limit	Council Sample
Monthly	04-Jun-14	18-Jun-14	milligrams per litre	10	<1
Monthly	08-Jul-14	22-Jul-14	milligrams per litre	10	<1
Monthly	06-Aug-14	14-Aug-14	milligrams per litre	10	<1
Monthly	03-Sep-14	12-Sep-14	milligrams per litre	10	<1
Monthly	08-Oct-14	20-Oct-14	milligrams per litre	10	<1
Monthly	05-Nov-14	17-Nov-14	milligrams per litre	10	<1
Monthly	03-Dec-14	17-Dec-14	milligrams per litre	10	<1
Monthly	14-Jan-15	27-Jan-15	milligrams per litre	10	<1
Monthly	04-Feb-15	17-Feb-15	milligrams per litre	10	<1
Monthly	04-Mar-15	17-Mar-15	milligrams per litre	10	<1
Monthly	08-Apr-15	20-Apr-15	milligrams per litre	10	<1
Monthly	07-May-15	20-May-15	milligrams per litre	10	<1



**FAECAL COLIFORMS**

Frequency	Date Sample Obtained	Date Result Obtained	Unit Of Measurement	90 percentile limit	Council Sample
Special Frequency 1	04-Jun-14	18-Jun-14	colony forming units per 100 millilitres	200	<1
Special Frequency 1	08-Jul-14	22-Jul-14	colony forming units per 100 millilitres	200	<1
Special Frequency 1	06-Aug-14	14-Aug-14	colony forming units per 100 millilitres	200	<1
Special Frequency 1	03-Sep-14	12-Sep-14	colony forming units per 100 millilitres	200	1
Special Frequency 1	08-Oct-14	20-Oct-14	colony forming units per 100 millilitres	200	150
Special Frequency 1	05-Nov-14	17-Nov-14	colony forming units per 100 millilitres	200	4
Special Frequency 1	03-Dec-14	17-Dec-14	colony forming units per 100 millilitres	200	2
Special Frequency 1	14-Jan-15	27-Jan-15	colony forming units per 100 millilitres	200	110
Special Frequency 1	04-Feb-15	17-Feb-15	colony forming units per 100 millilitres	200	200
Special Frequency 1	04-Mar-15	17-Mar-15	colony forming units per 100 millilitres	200	<1
Special Frequency 1	08-Apr-15	20-Apr-15	colony forming units per 100 millilitres	200	2
Special Frequency 1	07-May-15	20-May-15	colony forming units per 100 millilitres	200	4



**ENTEROCOCCI**

Frequency	Date Sample Obtained	Date Result Obtained	Unit Of Measurement	100 percentile limit	Council Sample
Special Frequency 1	04-Jun-14	18-Jun-14	colony forming units per 100 millilitres	MONITORING	<1
Special Frequency 1	08-Jul-14	22-Jul-14	colony forming units per 100 millilitres		<1
Special Frequency 1	06-Aug-14	14-Aug-14	colony forming units per 100 millilitres		<1
Special Frequency 1	03-Sep-14	12-Sep-14	colony forming units per 100 millilitres		1
Special Frequency 1	08-Oct-14	20-Oct-14	colony forming units per 100 millilitres		80
Special Frequency 1	05-Nov-14	17-Nov-14	colony forming units per 100 millilitres		7
Special Frequency 1	03-Dec-14	17-Dec-14	colony forming units per 100 millilitres	CONDITION	8
Special Frequency 1	14-Jan-15	27-Jan-15	colony forming units per 100 millilitres		23
Special Frequency 1	04-Feb-15	17-Feb-15	colony forming units per 100 millilitres		2
Special Frequency 1	04-Mar-15	17-Mar-15	colony forming units per 100 millilitres		<1
Special Frequency 1	08-Apr-15	20-Apr-15	colony forming units per 100 millilitres		<1
Special Frequency 1	07-May-15	20-May-15	colony forming units per 100 millilitres		<1

