

## Ulladulla Wastewater Treatment Plant - Monitoring Summary

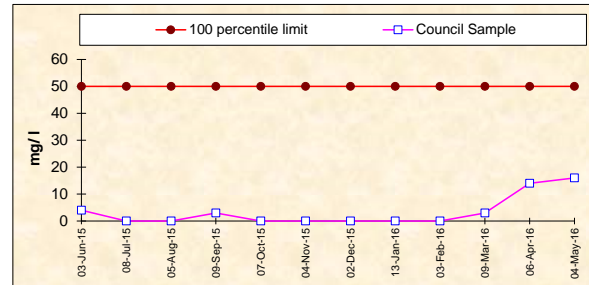
Licensee: Shoalhaven City Council, Shoalhaven Water, PO Box 42 Nowra 2541

Environment Protection License No. 446

EPA ID No. 5

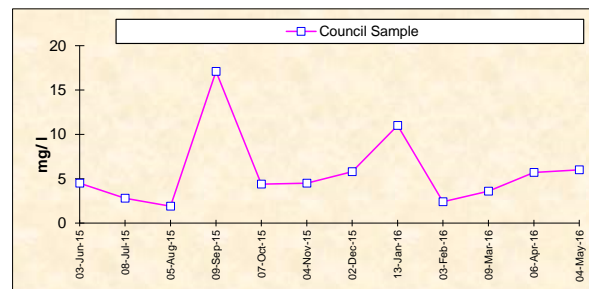
### BOD

Frequency	Date Sample Obtained	Date Result Obtained	Unit Of Measurement	100 percentile limit	Council Sample
Monthly	03-Jun-15	18-Jun-15	milligrams per litre	50	4
Monthly	08-Jul-15	22-Jul-15	milligrams per litre	50	<2
Monthly	05-Aug-15	19-Aug-15	milligrams per litre	50	<2
Monthly	09-Sep-15	22-Sep-15	milligrams per litre	50	3
Monthly	07-Oct-15	22-Oct-15	milligrams per litre	50	<2
Monthly	04-Nov-15	18-Nov-15	milligrams per litre	50	<2
Monthly	02-Dec-15	14-Dec-15	milligrams per litre	50	<2
Monthly	13-Jan-16	27-Jan-16	milligrams per litre	50	<2
Monthly	03-Feb-16	17-Feb-16	milligrams per litre	50	<2
Monthly	09-Mar-16	23-Mar-16	milligrams per litre	50	3
Monthly	06-Apr-16	20-Apr-16	milligrams per litre	50	14
Monthly	04-May-16	18-May-16	milligrams per litre	50	16



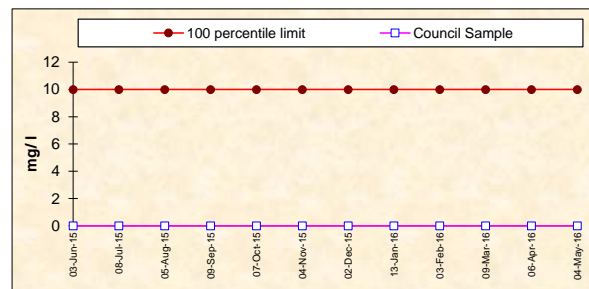
### TOTAL NITROGEN

Frequency	Date Sample Obtained	Date Result Obtained	Unit Of Measurement	100 percentile limit	Council Sample	
Monthly	03-Jun-15	18-Jun-15	milligrams per litre	MONITORING	4.5	
Monthly	08-Jul-15	22-Jul-15	milligrams per litre		2.8	
Monthly	05-Aug-15	19-Aug-15	milligrams per litre		1.9	
Monthly	09-Sep-15	22-Sep-15	milligrams per litre		17.1	
Monthly	07-Oct-15	22-Oct-15	milligrams per litre		4.4	
Monthly	04-Nov-15	18-Nov-15	milligrams per litre		CONDITION	4.5
Monthly	02-Dec-15	14-Dec-15	milligrams per litre			5.8
Monthly	13-Jan-16	27-Jan-16	milligrams per litre			11.0
Monthly	03-Feb-16	17-Feb-16	milligrams per litre			2.4
Monthly	09-Mar-16	23-Mar-16	milligrams per litre			3.6
Monthly	06-Apr-16	20-Apr-16	milligrams per litre			5.7
Monthly	04-May-16	18-May-16	milligrams per litre			6.0



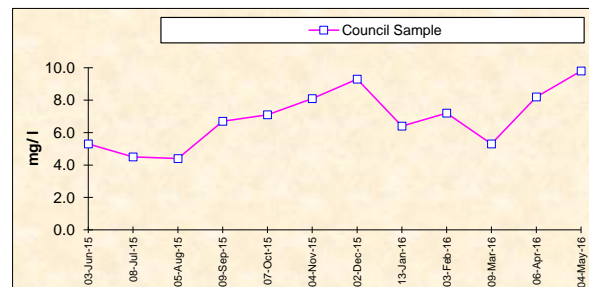
### OIL AND GREASE

Frequency	Date Sample Obtained	Date Result Obtained	Unit Of Measurement	100 percentile limit	Council Sample
Monthly	03-Jun-15	18-Jun-15	milligrams per litre	10	<1
Monthly	08-Jul-15	22-Jul-15	milligrams per litre	10	<1
Monthly	05-Aug-15	19-Aug-15	milligrams per litre	10	<1
Monthly	09-Sep-15	22-Sep-15	milligrams per litre	10	<1
Monthly	07-Oct-15	22-Oct-15	milligrams per litre	10	<1
Monthly	04-Nov-15	18-Nov-15	milligrams per litre	10	<1
Monthly	02-Dec-15	14-Dec-15	milligrams per litre	10	<1
Monthly	13-Jan-16	27-Jan-16	milligrams per litre	10	<1
Monthly	03-Feb-16	17-Feb-16	milligrams per litre	10	<1
Monthly	09-Mar-16	23-Mar-16	milligrams per litre	10	<1
Monthly	06-Apr-16	20-Apr-16	milligrams per litre	10	<1
Monthly	04-May-16	18-May-16	milligrams per litre	10	<1



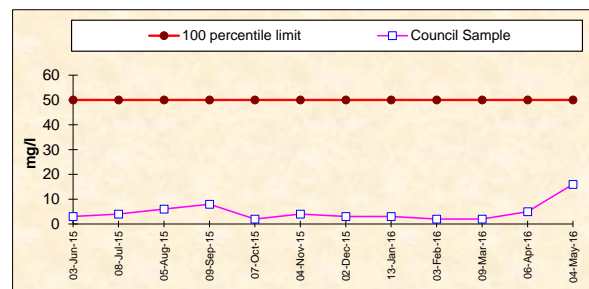
### TOTAL PHOSPHORUS

Frequency	Date Sample Obtained	Date Result Obtained	Unit Of Measurement	100 percentile limit	Council Sample	
Monthly	03-Jun-15	18-Jun-15	milligrams per litre	MONITORING	5.3	
Monthly	08-Jul-15	22-Jul-15	milligrams per litre		4.5	
Monthly	05-Aug-15	19-Aug-15	milligrams per litre		4.4	
Monthly	09-Sep-15	22-Sep-15	milligrams per litre		6.7	
Monthly	07-Oct-15	22-Oct-15	milligrams per litre		7.1	
Monthly	04-Nov-15	18-Nov-15	milligrams per litre		CONDITION	8.1
Monthly	02-Dec-15	14-Dec-15	milligrams per litre			9.3
Monthly	13-Jan-16	27-Jan-16	milligrams per litre			6.4
Monthly	03-Feb-16	17-Feb-16	milligrams per litre			7.2
Monthly	09-Mar-16	23-Mar-16	milligrams per litre			5.3
Monthly	06-Apr-16	20-Apr-16	milligrams per litre			8.2
Monthly	04-May-16	18-May-16	milligrams per litre			9.8



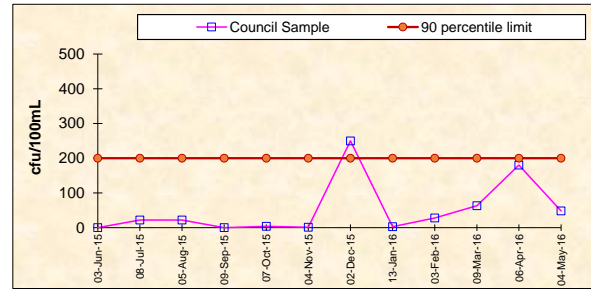
### TOTAL SUSPENDED SOLIDS

Frequency	Date Sample Obtained	Date Result Obtained	Unit Of Measurement	100 percentile limit	Council Sample
Monthly	03-Jun-15	18-Jun-15	milligrams per litre	50	3
Monthly	08-Jul-15	22-Jul-15	milligrams per litre	50	4
Monthly	05-Aug-15	19-Aug-15	milligrams per litre	50	6
Monthly	09-Sep-15	22-Sep-15	milligrams per litre	50	8
Monthly	07-Oct-15	22-Oct-15	milligrams per litre	50	2
Monthly	04-Nov-15	18-Nov-15	milligrams per litre	50	4
Monthly	02-Dec-15	14-Dec-15	milligrams per litre	50	3
Monthly	13-Jan-16	27-Jan-16	milligrams per litre	50	3
Monthly	03-Feb-16	17-Feb-16	milligrams per litre	50	2
Monthly	09-Mar-16	23-Mar-16	milligrams per litre	50	2
Monthly	06-Apr-16	20-Apr-16	milligrams per litre	50	5
Monthly	04-May-16	18-May-16	milligrams per litre	50	16



## FAECAL COLIFORMS

Frequency	Date Sample Obtained	Date Result Obtained	Unit Of Measurement	90 percentile limit	Council Sample
Special Frequency 1	03-Jun-15	18-Jun-15	colony forming units per 100 millilitres	200	<1
Special Frequency 1	08-Jul-15	22-Jul-15	colony forming units per 100 millilitres	200	22
Special Frequency 1	05-Aug-15	19-Aug-15	colony forming units per 100 millilitres	200	22
Special Frequency 1	09-Sep-15	22-Sep-15	colony forming units per 100 millilitres	200	<1
Special Frequency 1	07-Oct-15	22-Oct-15	colony forming units per 100 millilitres	200	4
Special Frequency 1	04-Nov-15	18-Nov-15	colony forming units per 100 millilitres	200	1
Special Frequency 1	02-Dec-15	14-Dec-15	colony forming units per 100 millilitres	200	250
Special Frequency 1	13-Jan-16	27-Jan-16	colony forming units per 100 millilitres	200	3
Special Frequency 1	03-Feb-16	17-Feb-16	colony forming units per 100 millilitres	200	28
Special Frequency 1	09-Mar-16	23-Mar-16	colony forming units per 100 millilitres	200	63
Special Frequency 1	06-Apr-16	20-Apr-16	colony forming units per 100 millilitres	200	180
Special Frequency 1	04-May-16	18-May-16	colony forming units per 100 millilitres	200	48



## ENTEROCOCCI

Frequency	Date Sample Obtained	Date Result Obtained	Unit Of Measurement	90th percentile limit	Council Sample
Special Frequency 1	03-Jun-15	18-Jun-15	colony forming units per 100 millilitres	MONITORING	<1
Special Frequency 1	08-Jul-15	22-Jul-15	colony forming units per 100 millilitres		<1
Special Frequency 1	05-Aug-15	19-Aug-15	colony forming units per 100 millilitres		<1
Special Frequency 1	09-Sep-15	22-Sep-15	colony forming units per 100 millilitres		<1
Special Frequency 1	07-Oct-15	22-Oct-15	colony forming units per 100 millilitres		4
Special Frequency 1	04-Nov-15	18-Nov-15	colony forming units per 100 millilitres		<1
Special Frequency 1	02-Dec-15	14-Dec-15	colony forming units per 100 millilitres	CONDITION	12
Special Frequency 1	13-Jan-16	27-Jan-16	colony forming units per 100 millilitres		<1
Special Frequency 1	03-Feb-16	17-Feb-16	colony forming units per 100 millilitres		10
Special Frequency 1	09-Mar-16	23-Mar-16	colony forming units per 100 millilitres		3
Special Frequency 1	06-Apr-16	20-Apr-16	colony forming units per 100 millilitres		22
Special Frequency 1	04-May-16	18-May-16	colony forming units per 100 millilitres		13

