

Berry Wastewater Treatment Plant - Monitoring Summary

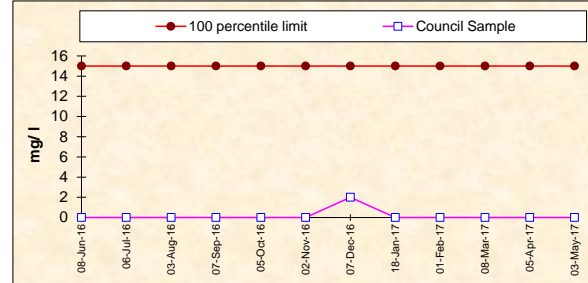
Licensee: Shoalhaven City Council, Shoalhaven Water, PO Box 42 Nowra 2541

Environment Protection License No. 1736

EPA ID No. 3

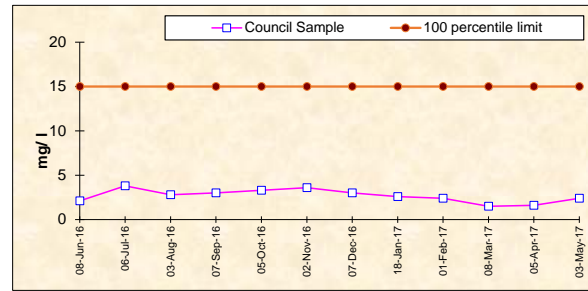
BOD

Frequency	Date Sample Obtained	Date Result Obtained	Unit Of Measurement	100 percentile limit	Council Sample
Monthly	08-Jun-16	22-Jun-16	milligrams per litre	15	<2
Monthly	06-Jul-16	20-Jul-16	milligrams per litre	15	<2
Monthly	03-Aug-16	17-Aug-18	milligrams per litre	15	<2
Monthly	07-Sep-16	21-Sep-16	milligrams per litre	15	<2
Monthly	05-Oct-16	19-Oct-16	milligrams per litre	15	<2
Monthly	02-Nov-16	21-Nov-16	milligrams per litre	15	<2
Monthly	07-Dec-16	21-Dec-16	milligrams per litre	15	2
Monthly	18-Jan-17	31-Jan-17	milligrams per litre	15	<2
Monthly	01-Feb-17	17-Feb-17	milligrams per litre	15	<2
Monthly	08-Mar-17	22-Mar-17	milligrams per litre	15	<2
Monthly	05-Apr-17	24-Apr-17	milligrams per litre	15	<2
Monthly	03-May-17	19-May-17	milligrams per litre	15	<2



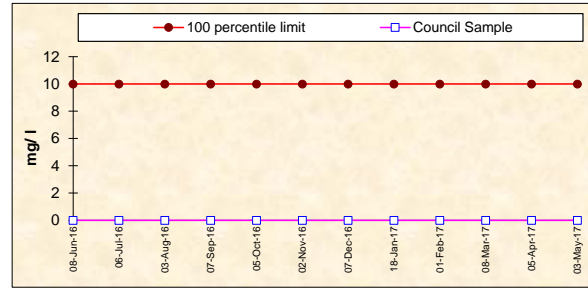
TOTAL NITROGEN

Frequency	Date Sample Obtained	Date Result Obtained	Unit Of Measurement	100 percentile limit	Council Sample
Monthly	08-Jun-16	22-Jun-16	milligrams per litre	15	2.1
Monthly	06-Jul-16	20-Jul-16	milligrams per litre	15	3.8
Monthly	03-Aug-16	17-Aug-18	milligrams per litre	15	2.8
Monthly	07-Sep-16	21-Sep-16	milligrams per litre	15	3.0
Monthly	05-Oct-16	19-Oct-16	milligrams per litre	15	3.3
Monthly	02-Nov-16	21-Nov-16	milligrams per litre	15	3.6
Monthly	07-Dec-16	21-Dec-16	milligrams per litre	15	3.0
Monthly	18-Jan-17	31-Jan-17	milligrams per litre	15	2.6
Monthly	01-Feb-17	17-Feb-17	milligrams per litre	15	2.4
Monthly	08-Mar-17	22-Mar-17	milligrams per litre	15	1.5
Monthly	05-Apr-17	24-Apr-17	milligrams per litre	15	1.6
Monthly	03-May-17	19-May-17	milligrams per litre	15	2.4



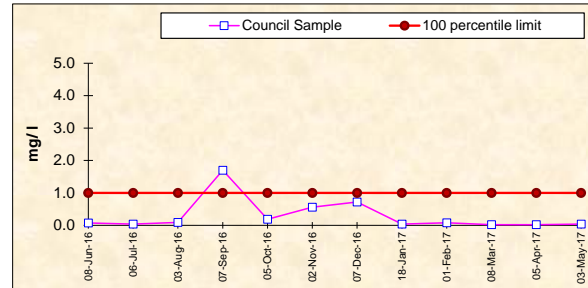
OIL AND GREASE

Frequency	Date Sample Obtained	Date Result Obtained	Unit Of Measurement	100 percentile limit	Council Sample
Monthly	08-Jun-16	22-Jun-16	milligrams per litre	10	<1
Monthly	06-Jul-16	20-Jul-16	milligrams per litre	10	<1
Monthly	03-Aug-16	17-Aug-18	milligrams per litre	10	<1
Monthly	07-Sep-16	21-Sep-16	milligrams per litre	10	<1
Monthly	05-Oct-16	19-Oct-16	milligrams per litre	10	<1
Monthly	02-Nov-16	21-Nov-16	milligrams per litre	10	<1
Monthly	07-Dec-16	21-Dec-16	milligrams per litre	10	<1
Monthly	18-Jan-17	31-Jan-17	milligrams per litre	10	<1
Monthly	01-Feb-17	17-Feb-17	milligrams per litre	10	<1
Monthly	08-Mar-17	22-Mar-17	milligrams per litre	10	<1
Monthly	05-Apr-17	24-Apr-17	milligrams per litre	10	<1
Monthly	03-May-17	19-May-17	milligrams per litre	10	<1



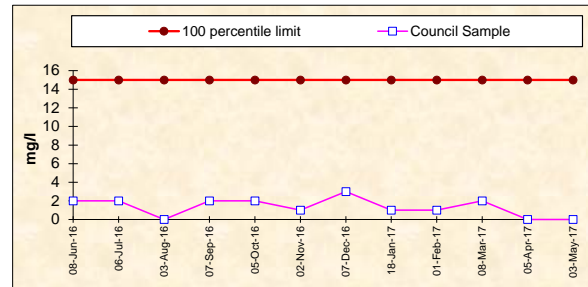
TOTAL PHOSPHORUS

Frequency	Date Sample Obtained	Date Result Obtained	Unit Of Measurement	100 percentile limit	Council Sample
Monthly	08-Jun-16	22-Jun-16	milligrams per litre	1	0.07
Monthly	06-Jul-16	20-Jul-16	milligrams per litre	1	0.04
Monthly	03-Aug-16	17-Aug-18	milligrams per litre	1	0.09
Monthly	07-Sep-16	21-Sep-16	milligrams per litre	1	1.70
Monthly	05-Oct-16	19-Oct-16	milligrams per litre	1	0.19
Monthly	02-Nov-16	21-Nov-16	milligrams per litre	1	0.56
Monthly	07-Dec-16	21-Dec-16	milligrams per litre	1	0.72
Monthly	18-Jan-17	31-Jan-17	milligrams per litre	1	0.04
Monthly	01-Feb-17	17-Feb-17	milligrams per litre	1	0.08
Monthly	08-Mar-17	22-Mar-17	milligrams per litre	1	0.02
Monthly	05-Apr-17	24-Apr-17	milligrams per litre	1	0.02
Monthly	03-May-17	19-May-17	milligrams per litre	1	0.04



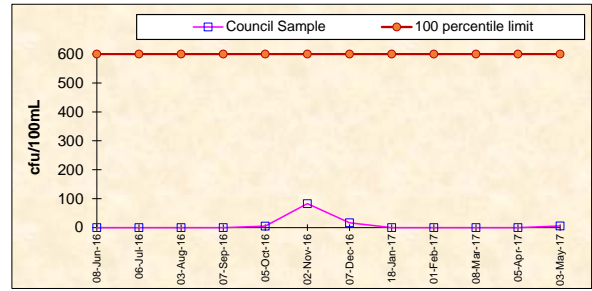
TOTAL SUSPENDED SOLIDS

Frequency	Date Sample Obtained	Date Result Obtained	Unit Of Measurement	100 percentile limit	Council Sample
Monthly	08-Jun-16	22-Jun-16	milligrams per litre	15	2
Monthly	06-Jul-16	20-Jul-16	milligrams per litre	15	2
Monthly	03-Aug-16	17-Aug-18	milligrams per litre	15	<1
Monthly	07-Sep-16	21-Sep-16	milligrams per litre	15	2
Monthly	05-Oct-16	19-Oct-16	milligrams per litre	15	2
Monthly	02-Nov-16	21-Nov-16	milligrams per litre	15	1
Monthly	07-Dec-16	21-Dec-16	milligrams per litre	15	3
Monthly	18-Jan-17	31-Jan-17	milligrams per litre	15	1
Monthly	01-Feb-17	17-Feb-17	milligrams per litre	15	1
Monthly	08-Mar-17	22-Mar-17	milligrams per litre	15	2
Monthly	05-Apr-17	24-Apr-17	milligrams per litre	15	<1
Monthly	03-May-17	19-May-17	milligrams per litre	15	<1



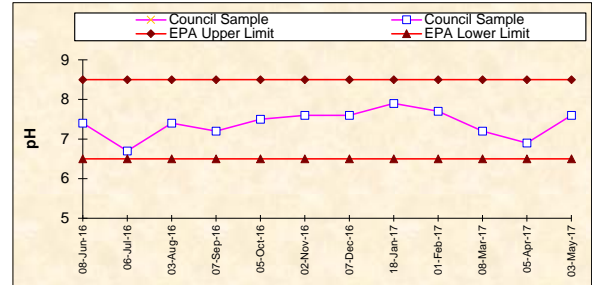
Faecal Coliforms

Frequency	Date Sample Obtained	Date Result Obtained	Unit Of Measurement	100 percentile limit	Council Sample
Monthly	08-Jun-16	22-Jun-16	colony forming units per 100 millilitres	600	<1
Monthly	06-Jul-16	20-Jul-16	colony forming units per 100 millilitres	600	<1
Monthly	03-Aug-16	17-Aug-18	colony forming units per 100 millilitres	600	<1
Monthly	07-Sep-16	21-Sep-16	colony forming units per 100 millilitres	600	<1
Monthly	05-Oct-16	19-Oct-16	colony forming units per 100 millilitres	600	5
Monthly	02-Nov-16	21-Nov-16	colony forming units per 100 millilitres	600	83
Monthly	07-Dec-16	21-Dec-16	colony forming units per 100 millilitres	600	17
Monthly	18-Jan-17	31-Jan-17	colony forming units per 100 millilitres	600	<1
Monthly	01-Feb-17	17-Feb-17	colony forming units per 100 millilitres	600	<1
Monthly	08-Mar-17	22-Mar-17	colony forming units per 100 millilitres	600	<1
Monthly	05-Apr-17	24-Apr-17	colony forming units per 100 millilitres	600	<1
Monthly	03-May-17	19-May-17	colony forming units per 100 millilitres	600	6



pH

Frequency	Date Sample Obtained	Date Result Obtained	Unit Of Measurement	100 percentile limit	Council Sample
Monthly	08-Jun-16	22-Jun-16	units	6.5-8.5	7.4
Monthly	06-Jul-16	20-Jul-16	units	6.5-8.5	6.7
Monthly	03-Aug-16	17-Aug-18	units	6.5-8.5	7.4
Monthly	07-Sep-16	21-Sep-16	units	6.5-8.5	7.2
Monthly	05-Oct-16	19-Oct-16	units	6.5-8.5	7.5
Monthly	02-Nov-16	21-Nov-16	units	6.5-8.5	7.6
Monthly	07-Dec-16	21-Dec-16	units	6.5-8.5	7.6
Monthly	18-Jan-17	31-Jan-17	units	6.5-8.5	7.9
Monthly	01-Feb-17	17-Feb-17	units	6.5-8.5	7.7
Monthly	08-Mar-17	22-Mar-17	units	6.5-8.5	7.2
Monthly	05-Apr-17	24-Apr-17	units	6.5-8.5	6.9
Monthly	03-May-17	19-May-17	units	6.5-8.5	7.6



AMMONIA NITROGEN

Frequency	Date Sample Obtained	Date Result Obtained	Unit Of Measurement	100 percentile limit	Council Sample
Monthly	08-Jun-16	22-Jun-16	milligrams per litre	5	0.02
Monthly	06-Jul-16	20-Jul-16	milligrams per litre	5	0.03
Monthly	03-Aug-16	17-Aug-18	milligrams per litre	5	0.02
Monthly	07-Sep-16	21-Sep-16	milligrams per litre	5	0.21
Monthly	05-Oct-16	19-Oct-16	milligrams per litre	5	0.01
Monthly	02-Nov-16	21-Nov-16	milligrams per litre	5	0.10
Monthly	07-Dec-16	21-Dec-16	milligrams per litre	5	0.39
Monthly	18-Jan-17	31-Jan-17	milligrams per litre	5	0.03
Monthly	01-Feb-17	17-Feb-17	milligrams per litre	5	0.05
Monthly	08-Mar-17	22-Mar-17	milligrams per litre	5	0.06
Monthly	05-Apr-17	24-Apr-17	milligrams per litre	5	0.44
Monthly	03-May-17	19-May-17	milligrams per litre	5	0.17

