

Bomaderry Wastewater Treatment Plant - Monitoring Summary

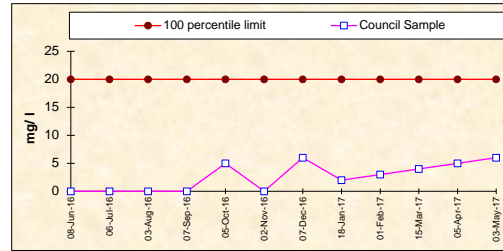
Licensee: Shoalhaven City Council, Shoalhaven Water, PO Box 42 Nowra 2541

Environment Protection License No. 1735

EPA ID No. 1

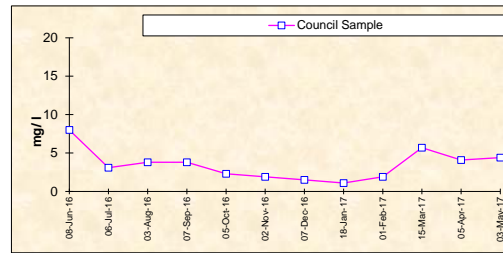
BOD

Frequency	Date Sample Obtained	Date Result Obtained	Unit Of Measurement	100 percentile limit	Council Sample
Monthly	08-Jun-16	22-Jun-16	milligrams per litre	20	<2
Monthly	06-Jul-16	20-Jul-16	milligrams per litre	20	<2
Monthly	03-Aug-16	17-Aug-16	milligrams per litre	20	<2
Monthly	07-Sep-16	21-Sep-16	milligrams per litre	20	<2
Monthly	05-Oct-16	19-Oct-16	milligrams per litre	20	5
Monthly	02-Nov-16	21-Nov-16	milligrams per litre	20	<2
Monthly	07-Dec-16	21-Dec-16	milligrams per litre	20	6
Monthly	18-Jan-17	31-Jan-17	milligrams per litre	20	2
Monthly	01-Feb-17	17-Feb-17	milligrams per litre	20	3
Monthly	15-Mar-17	29-Mar-17	milligrams per litre	20	4
Monthly	05-Apr-17	24-Apr-17	milligrams per litre	20	5
Monthly	03-May-17	19-May-17	milligrams per litre	20	6



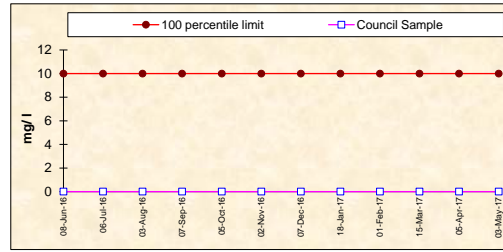
TOTAL NITROGEN

Frequency	Date Sample Obtained	Date Result Obtained	Unit Of Measurement	EPA Limit	Council Sample
Monthly	08-Jun-16	22-Jun-16	milligrams per litre	MONITORING	8.0
Monthly	06-Jul-16	20-Jul-16	milligrams per litre		3.1
Monthly	03-Aug-16	17-Aug-16	milligrams per litre		3.8
Monthly	07-Sep-16	21-Sep-16	milligrams per litre		3.8
Monthly	05-Oct-16	19-Oct-16	milligrams per litre		2.3
Monthly	02-Nov-16	21-Nov-16	milligrams per litre		1.9
Monthly	07-Dec-16	21-Dec-16	milligrams per litre	CONDITION	1.5
Monthly	18-Jan-17	31-Jan-17	milligrams per litre		1.1
Monthly	01-Feb-17	17-Feb-17	milligrams per litre		1.9
Monthly	15-Mar-17	29-Mar-17	milligrams per litre		5.7
Monthly	05-Apr-17	24-Apr-17	milligrams per litre		4.1
Monthly	03-May-17	19-May-17	milligrams per litre		4.4



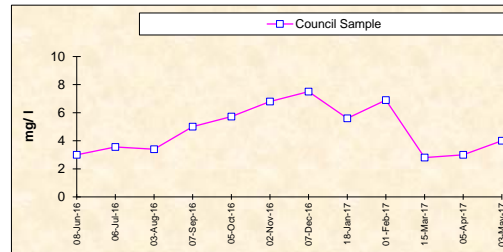
OIL AND GREASE

Frequency	Date Sample Obtained	Date Result Obtained	Unit Of Measurement	100 percentile limit	Council Sample
Monthly	08-Jun-16	22-Jun-16	milligrams per litre	10	<1
Monthly	06-Jul-16	20-Jul-16	milligrams per litre	10	<1
Monthly	03-Aug-16	17-Aug-16	milligrams per litre	10	<1
Monthly	07-Sep-16	21-Sep-16	milligrams per litre	10	<1
Monthly	05-Oct-16	19-Oct-16	milligrams per litre	10	<1
Monthly	02-Nov-16	21-Nov-16	milligrams per litre	10	<1
Monthly	07-Dec-16	21-Dec-16	milligrams per litre	10	<1
Monthly	18-Jan-17	31-Jan-17	milligrams per litre	10	<1
Monthly	01-Feb-17	17-Feb-17	milligrams per litre	10	<1
Monthly	15-Mar-17	29-Mar-17	milligrams per litre	10	<1
Monthly	05-Apr-17	24-Apr-17	milligrams per litre	10	<1
Monthly	03-May-17	19-May-17	milligrams per litre	10	<1



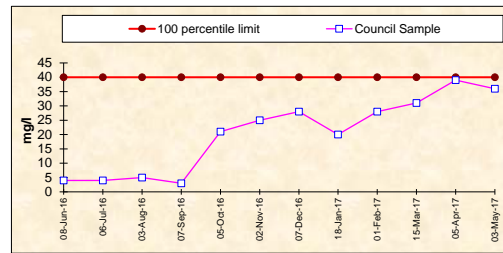
TOTAL PHOSPHORUS

Frequency	Date Sample Obtained	Date Result Obtained	Unit Of Measurement	EPA Limit	Council Sample
Monthly	08-Jun-16	22-Jun-16	milligrams per litre	MONITORING	3.0
Monthly	06-Jul-16	20-Jul-16	milligrams per litre		3.6
Monthly	03-Aug-16	17-Aug-16	milligrams per litre		3.4
Monthly	07-Sep-16	21-Sep-16	milligrams per litre		5.0
Monthly	05-Oct-16	19-Oct-16	milligrams per litre		5.7
Monthly	02-Nov-16	21-Nov-16	milligrams per litre		6.8
Monthly	07-Dec-16	21-Dec-16	milligrams per litre	CONDITION	7.5
Monthly	18-Jan-17	31-Jan-17	milligrams per litre		5.6
Monthly	01-Feb-17	17-Feb-17	milligrams per litre		6.9
Monthly	15-Mar-17	29-Mar-17	milligrams per litre		2.8
Monthly	05-Apr-17	24-Apr-17	milligrams per litre		3.0
Monthly	03-May-17	19-May-17	milligrams per litre		4.0



TOTAL SUSPENDED SOLIDS

Frequency	Date Sample Obtained	Date Result Obtained	Unit Of Measurement	100 percentile limit	Council Sample
Monthly	08-Jun-16	22-Jun-16	milligrams per litre	40	4
Monthly	06-Jul-16	20-Jul-16	milligrams per litre	40	4
Monthly	03-Aug-16	17-Aug-16	milligrams per litre	40	5
Monthly	07-Sep-16	21-Sep-16	milligrams per litre	40	3
Monthly	05-Oct-16	19-Oct-16	milligrams per litre	40	21
Monthly	02-Nov-16	21-Nov-16	milligrams per litre	40	25
Monthly	07-Dec-16	21-Dec-16	milligrams per litre	40	28
Monthly	18-Jan-17	31-Jan-17	milligrams per litre	40	20
Monthly	01-Feb-17	17-Feb-17	milligrams per litre	40	28
Monthly	15-Mar-17	29-Mar-17	milligrams per litre	40	31
Monthly	05-Apr-17	24-Apr-17	milligrams per litre	40	39
Monthly	03-May-17	19-May-17	milligrams per litre	40	36



CHLOROPHYLL -A

Frequency	Date Sample Obtained	Date Result Obtained	Unit Of Measurement	EPA Limit	Council Sample
Special Frequency 1	08-Jun-16	22-Jun-16	micrograms per litre	MONITORING	3
Special Frequency 1	06-Jul-16	20-Jul-16	micrograms per litre		1
Special Frequency 1	03-Aug-16	17-Aug-16	micrograms per litre		2
Special Frequency 1	07-Sep-16	21-Sep-16	micrograms per litre		1
Special Frequency 1	05-Oct-16	19-Oct-16	micrograms per litre		11
Special Frequency 1	02-Nov-16	21-Nov-16	micrograms per litre		6
Special Frequency 1	07-Dec-16	21-Dec-16	micrograms per litre	CONDITION	69
Special Frequency 1	18-Jan-17	31-Jan-17	micrograms per litre		11
Special Frequency 1	01-Feb-17	17-Feb-17	micrograms per litre		28
Special Frequency 1	15-Mar-17	29-Mar-17	micrograms per litre		15
Special Frequency 1	05-Apr-17	24-Apr-17	micrograms per litre		20
Special Frequency 1	03-May-17	19-May-17	micrograms per litre		23

