

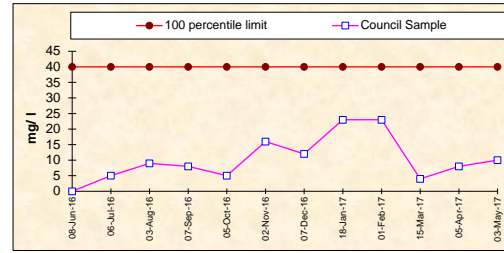
Nowra Wastewater Treatment Plant - Monitoring Summary

Licensee: Shoalhaven City Council, Shoalhaven Water, PO Box 42 Nowra 2541

Environment Protection License No. 1734
EPA ID No. 4

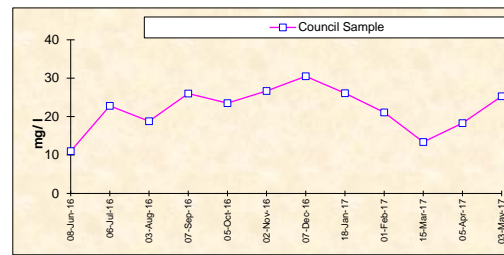
BOD

| Frequency | Date Sample Obtained | Date Result Obtained | Unit Of Measurement | 100 percentile limit | Council Sample |
|-----------|----------------------|----------------------|----------------------|----------------------|----------------|
| Monthly | 08-Jun-16 | 22-Jun-16 | milligrams per litre | 40 | <2 |
| Monthly | 06-Jul-16 | 20-Jul-16 | milligrams per litre | 40 | 5 |
| Monthly | 03-Aug-16 | 17-Aug-16 | milligrams per litre | 40 | 9 |
| Monthly | 07-Sep-16 | 21-Sep-16 | milligrams per litre | 40 | 8 |
| Monthly | 05-Oct-16 | 19-Oct-16 | milligrams per litre | 40 | 5 |
| Monthly | 02-Nov-16 | 21-Nov-16 | milligrams per litre | 40 | 16 |
| Monthly | 07-Dec-16 | 21-Dec-16 | milligrams per litre | 40 | 12 |
| Monthly | 18-Jan-17 | 31-Jan-17 | milligrams per litre | 40 | 23 |
| Monthly | 01-Feb-17 | 17-Feb-17 | milligrams per litre | 40 | 23 |
| Monthly | 15-Mar-17 | 29-Mar-17 | milligrams per litre | 40 | 4 |
| Monthly | 05-Apr-17 | 24-Apr-17 | milligrams per litre | 40 | 8 |
| Monthly | 03-May-17 | 19-May-17 | milligrams per litre | 40 | 10 |



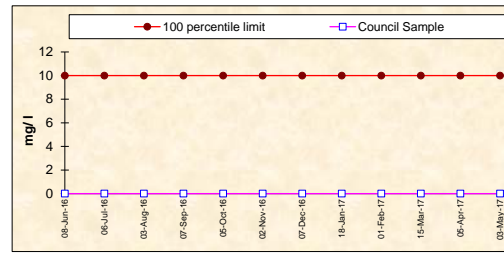
TOTAL NITROGEN

| Frequency | Date Sample Obtained | Date Result Obtained | Unit Of Measurement | EPA Limit | Council Sample |
|-----------|----------------------|----------------------|----------------------|------------|----------------|
| Monthly | 08-Jun-16 | 22-Jun-16 | milligrams per litre | MONITORING | 11.0 |
| Monthly | 06-Jul-16 | 20-Jul-16 | milligrams per litre | | 22.8 |
| Monthly | 03-Aug-16 | 17-Aug-16 | milligrams per litre | | 18.8 |
| Monthly | 07-Sep-16 | 21-Sep-16 | milligrams per litre | | 26.0 |
| Monthly | 05-Oct-16 | 19-Oct-16 | milligrams per litre | | 23.5 |
| Monthly | 02-Nov-16 | 21-Nov-16 | milligrams per litre | | 26.7 |
| Monthly | 07-Dec-16 | 21-Dec-16 | milligrams per litre | CONDITION | 30.5 |
| Monthly | 18-Jan-17 | 31-Jan-17 | milligrams per litre | | 26.1 |
| Monthly | 01-Feb-17 | 17-Feb-17 | milligrams per litre | | 21.1 |
| Monthly | 15-Mar-17 | 29-Mar-17 | milligrams per litre | | 13.4 |
| Monthly | 05-Apr-17 | 24-Apr-17 | milligrams per litre | | 18.3 |
| Monthly | 03-May-17 | 19-May-17 | milligrams per litre | | 25.3 |



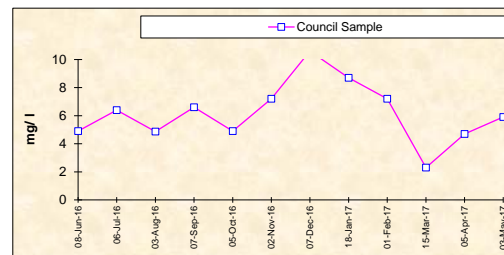
OIL AND GREASE

| Frequency | Date Sample Obtained | Date Result Obtained | Unit Of Measurement | 100 percentile limit | Council Sample |
|-----------|----------------------|----------------------|----------------------|----------------------|----------------|
| Monthly | 08-Jun-16 | 22-Jun-16 | milligrams per litre | 10 | <1 |
| Monthly | 06-Jul-16 | 20-Jul-16 | milligrams per litre | 10 | <1 |
| Monthly | 03-Aug-16 | 17-Aug-16 | milligrams per litre | 10 | <1 |
| Monthly | 07-Sep-16 | 21-Sep-16 | milligrams per litre | 10 | <1 |
| Monthly | 05-Oct-16 | 19-Oct-16 | milligrams per litre | 10 | <1 |
| Monthly | 02-Nov-16 | 21-Nov-16 | milligrams per litre | 10 | <1 |
| Monthly | 07-Dec-16 | 21-Dec-16 | milligrams per litre | 10 | <1 |
| Monthly | 18-Jan-17 | 31-Jan-17 | milligrams per litre | 10 | <1 |
| Monthly | 01-Feb-17 | 17-Feb-17 | milligrams per litre | 10 | <1 |
| Monthly | 15-Mar-17 | 29-Mar-17 | milligrams per litre | 10 | <1 |
| Monthly | 05-Apr-17 | 24-Apr-17 | milligrams per litre | 10 | <1 |
| Monthly | 03-May-17 | 19-May-17 | milligrams per litre | 10 | <1 |



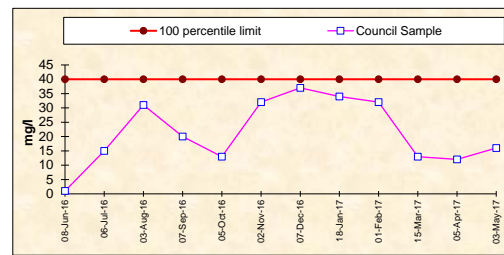
TOTAL PHOSPHORUS

| Frequency | Date Sample Obtained | Date Result Obtained | Unit Of Measurement | EPA Limit | Council Sample |
|-----------|----------------------|----------------------|----------------------|------------|----------------|
| Monthly | 08-Jun-16 | 22-Jun-16 | milligrams per litre | MONITORING | 4.9 |
| Monthly | 06-Jul-16 | 20-Jul-16 | milligrams per litre | | 6.4 |
| Monthly | 03-Aug-16 | 17-Aug-16 | milligrams per litre | | 4.9 |
| Monthly | 07-Sep-16 | 21-Sep-16 | milligrams per litre | | 6.6 |
| Monthly | 05-Oct-16 | 19-Oct-16 | milligrams per litre | | 4.9 |
| Monthly | 02-Nov-16 | 21-Nov-16 | milligrams per litre | | 7.2 |
| Monthly | 07-Dec-16 | 21-Dec-16 | milligrams per litre | CONDITION | 10.6 |
| Monthly | 18-Jan-17 | 31-Jan-17 | milligrams per litre | | 8.7 |
| Monthly | 01-Feb-17 | 17-Feb-17 | milligrams per litre | | 7.2 |
| Monthly | 15-Mar-17 | 29-Mar-17 | milligrams per litre | | 2.3 |
| Monthly | 05-Apr-17 | 24-Apr-17 | milligrams per litre | | 4.7 |
| Monthly | 03-May-17 | 19-May-17 | milligrams per litre | | 5.9 |



TOTAL SUSPENDED SOLIDS

| Frequency | Date Sample Obtained | Date Result Obtained | Unit Of Measurement | 100 percentile limit | Council Sample |
|-----------|----------------------|----------------------|----------------------|----------------------|----------------|
| Monthly | 08-Jun-16 | 22-Jun-16 | milligrams per litre | 40 | 1 |
| Monthly | 06-Jul-16 | 20-Jul-16 | milligrams per litre | 40 | 15 |
| Monthly | 03-Aug-16 | 17-Aug-16 | milligrams per litre | 40 | 31 |
| Monthly | 07-Sep-16 | 21-Sep-16 | milligrams per litre | 40 | 20 |
| Monthly | 05-Oct-16 | 19-Oct-16 | milligrams per litre | 40 | 13 |
| Monthly | 02-Nov-16 | 21-Nov-16 | milligrams per litre | 40 | 32 |
| Monthly | 07-Dec-16 | 21-Dec-16 | milligrams per litre | 40 | 37 |
| Monthly | 18-Jan-17 | 31-Jan-17 | milligrams per litre | 40 | 34 |
| Monthly | 01-Feb-17 | 17-Feb-17 | milligrams per litre | 40 | 32 |
| Monthly | 15-Mar-17 | 29-Mar-17 | milligrams per litre | 40 | 13 |
| Monthly | 05-Apr-17 | 24-Apr-17 | milligrams per litre | 40 | 12 |
| Monthly | 03-May-17 | 19-May-17 | milligrams per litre | 40 | 16 |



CHLOROPHYLL - A

| Frequency | Date Sample Obtained | Date Result Obtained | Unit Of Measurement | EPA Limit | Council Sample |
|---------------------|----------------------|----------------------|----------------------|------------|----------------|
| Special Frequency 1 | 08-Jun-16 | 22-Jun-16 | micrograms per litre | MONITORING | 1 |
| Special Frequency 1 | 06-Jul-16 | 20-Jul-16 | micrograms per litre | | 78 |
| Special Frequency 1 | 03-Aug-16 | 17-Aug-16 | micrograms per litre | | 236 |
| Special Frequency 1 | 07-Sep-16 | 21-Sep-16 | micrograms per litre | | 238 |
| Special Frequency 1 | 05-Oct-16 | 19-Oct-16 | micrograms per litre | | 8 |
| Special Frequency 1 | 02-Nov-16 | 21-Nov-16 | micrograms per litre | | 580 |
| Special Frequency 1 | 07-Dec-16 | 21-Dec-16 | micrograms per litre | CONDITION | 215 |
| Special Frequency 1 | 18-Jan-17 | 31-Jan-17 | micrograms per litre | | 101 |
| Special Frequency 1 | 01-Feb-17 | 17-Feb-17 | micrograms per litre | | 318 |
| Special Frequency 1 | 15-Mar-17 | 29-Mar-17 | micrograms per litre | | 35 |
| Special Frequency 1 | 05-Apr-17 | 24-Apr-17 | micrograms per litre | | 51 |
| Special Frequency 1 | 03-May-17 | 19-May-17 | micrograms per litre | | 49 |

