

Shoalhaven Heads Wastewater Treatment Plant - Monitoring Summary

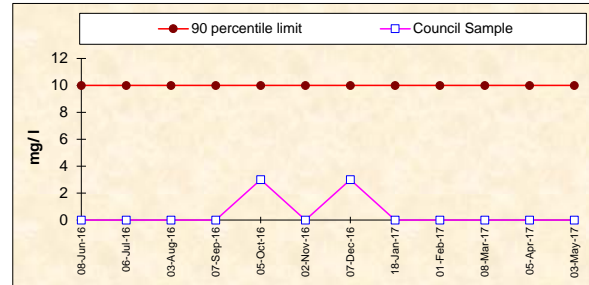
Licensee: Shoalhaven City Council, Shoalhaven Water, PO Box 42 Nowra 2541

Environment Protection License No. 4128

EPA ID No. 3

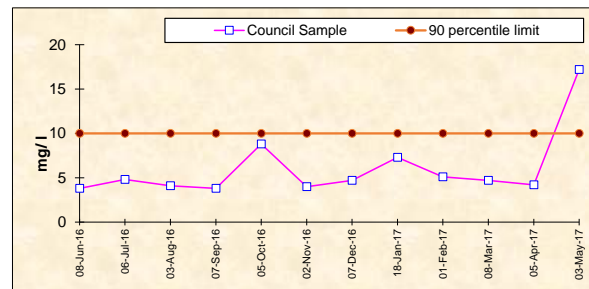
BOD

Frequency	Date Sample Obtained	Date Result Obtained	Unit Of Measurement	90 percentile limit	Council Sample
Monthly	08-Jun-16	22-Jun-16	milligrams per litre	10	<2
Monthly	06-Jul-16	20-Jul-16	milligrams per litre	10	<2
Monthly	03-Aug-16	17-Aug-16	milligrams per litre	10	<2
Monthly	07-Sep-16	21-Sep-16	milligrams per litre	10	<2
Monthly	05-Oct-16	19-Oct-16	milligrams per litre	10	3
Monthly	02-Nov-16	21-Nov-16	milligrams per litre	10	<2
Monthly	07-Dec-16	21-Dec-16	milligrams per litre	10	3
Monthly	18-Jan-17	31-Jan-17	milligrams per litre	10	<2
Monthly	01-Feb-17	17-Feb-17	milligrams per litre	10	<2
Monthly	08-Mar-17	22-Mar-17	milligrams per litre	10	<2
Monthly	05-Apr-17	24-Apr-17	milligrams per litre	10	<2
Monthly	03-May-17	19-May-17	milligrams per litre	10	<2



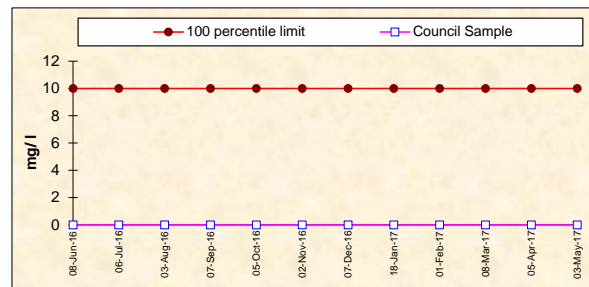
TOTAL NITROGEN

Frequency	Date Sample Obtained	Date Result Obtained	Unit Of Measurement	90 percentile limit	Council Sample
Monthly	08-Jun-16	22-Jun-16	milligrams per litre	10	3.8
Monthly	06-Jul-16	20-Jul-16	milligrams per litre	10	4.8
Monthly	03-Aug-16	17-Aug-16	milligrams per litre	10	4.1
Monthly	07-Sep-16	21-Sep-16	milligrams per litre	10	3.8
Monthly	05-Oct-16	19-Oct-16	milligrams per litre	10	8.8
Monthly	02-Nov-16	21-Nov-16	milligrams per litre	10	4.0
Monthly	07-Dec-16	21-Dec-16	milligrams per litre	10	4.7
Monthly	18-Jan-17	31-Jan-17	milligrams per litre	10	7.3
Monthly	01-Feb-17	17-Feb-17	milligrams per litre	10	5.1
Monthly	08-Mar-17	22-Mar-17	milligrams per litre	10	4.7
Monthly	05-Apr-17	24-Apr-17	milligrams per litre	10	4.2
Monthly	03-May-17	19-May-17	milligrams per litre	10	17.2



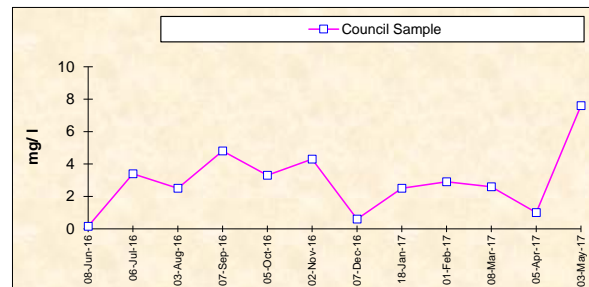
OIL AND GREASE

Frequency	Date Sample Obtained	Date Result Obtained	Unit Of Measurement	100 percentile limit	Council Sample
Monthly	08-Jun-16	22-Jun-16	milligrams per litre	10	<1
Monthly	06-Jul-16	20-Jul-16	milligrams per litre	10	<1
Monthly	03-Aug-16	17-Aug-16	milligrams per litre	10	<1
Monthly	07-Sep-16	21-Sep-16	milligrams per litre	10	<1
Monthly	05-Oct-16	19-Oct-16	milligrams per litre	10	<1
Monthly	02-Nov-16	21-Nov-16	milligrams per litre	10	<1
Monthly	07-Dec-16	21-Dec-16	milligrams per litre	10	<1
Monthly	18-Jan-17	31-Jan-17	milligrams per litre	10	<1
Monthly	01-Feb-17	17-Feb-17	milligrams per litre	10	<1
Monthly	08-Mar-17	22-Mar-17	milligrams per litre	10	<1
Monthly	05-Apr-17	24-Apr-17	milligrams per litre	10	<1
Monthly	03-May-17	19-May-17	milligrams per litre	10	<1



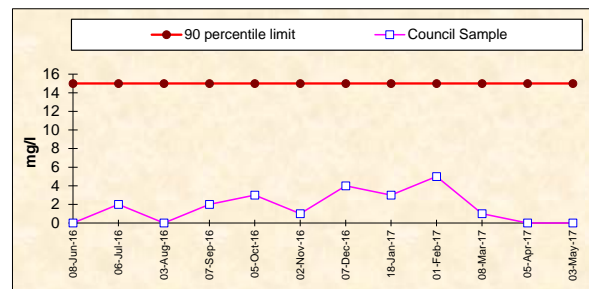
TOTAL PHOSPHORUS

Frequency	Date Sample Obtained	Date Result Obtained	Unit Of Measurement	EPA Limit	Council Sample	
Monthly	08-Jun-16	22-Jun-16	milligrams per litre	MONITORING	0.2	
Monthly	06-Jul-16	20-Jul-16	milligrams per litre		3.4	
Monthly	03-Aug-16	17-Aug-16	milligrams per litre		2.5	
Monthly	07-Sep-16	21-Sep-16	milligrams per litre		4.8	
Monthly	05-Oct-16	19-Oct-16	milligrams per litre		3.3	
Monthly	02-Nov-16	21-Nov-16	milligrams per litre		4.3	
Monthly	07-Dec-16	21-Dec-16	milligrams per litre		CONDITION	0.6
Monthly	18-Jan-17	31-Jan-17	milligrams per litre			2.5
Monthly	01-Feb-17	17-Feb-17	milligrams per litre			2.9
Monthly	08-Mar-17	22-Mar-17	milligrams per litre			2.6
Monthly	05-Apr-17	24-Apr-17	milligrams per litre			1.0
Monthly	03-May-17	19-May-17	milligrams per litre			7.6



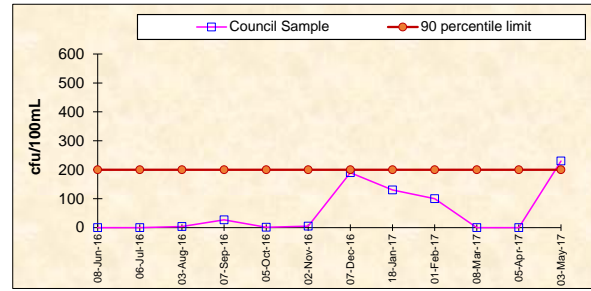
TOTAL SUSPENDED SOLIDS

Frequency	Date Sample Obtained	Date Result Obtained	Unit Of Measurement	90 percentile limit	Council Sample
Monthly	08-Jun-16	22-Jun-16	milligrams per litre	15	<1
Monthly	06-Jul-16	20-Jul-16	milligrams per litre	15	2
Monthly	03-Aug-16	17-Aug-16	milligrams per litre	15	<1
Monthly	07-Sep-16	21-Sep-16	milligrams per litre	15	2
Monthly	05-Oct-16	19-Oct-16	milligrams per litre	15	3
Monthly	02-Nov-16	21-Nov-16	milligrams per litre	15	1
Monthly	07-Dec-16	21-Dec-16	milligrams per litre	15	4
Monthly	18-Jan-17	31-Jan-17	milligrams per litre	15	3
Monthly	01-Feb-17	17-Feb-17	milligrams per litre	15	5
Monthly	08-Mar-17	22-Mar-17	milligrams per litre	15	1
Monthly	05-Apr-17	24-Apr-17	milligrams per litre	15	<1
Monthly	03-May-17	19-May-17	milligrams per litre	15	<1



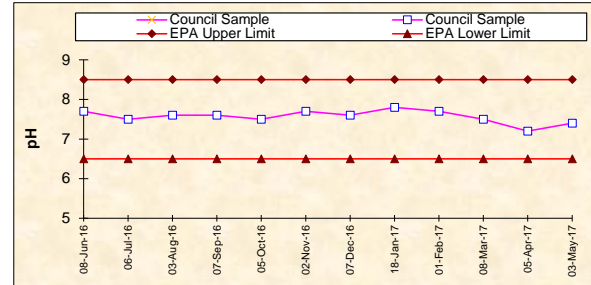
FAECAL COLIFORMS

Frequency	Date Sample Obtained	Date Result Obtained	Unit Of Measurement	90 percentile limit	Council Sample
Monthly	08-Jun-16	22-Jun-16	colony forming units per 100 millilitres	200	<1
Monthly	06-Jul-16	20-Jul-16	colony forming units per 100 millilitres	200	<1
Monthly	03-Aug-16	17-Aug-16	colony forming units per 100 millilitres	200	4
Monthly	07-Sep-16	21-Sep-16	colony forming units per 100 millilitres	200	27
Monthly	05-Oct-16	19-Oct-16	colony forming units per 100 millilitres	200	1
Monthly	02-Nov-16	21-Nov-16	colony forming units per 100 millilitres	200	5
Monthly	07-Dec-16	21-Dec-16	colony forming units per 100 millilitres	200	190
Monthly	18-Jan-17	31-Jan-17	colony forming units per 100 millilitres	200	130
Monthly	01-Feb-17	17-Feb-17	colony forming units per 100 millilitres	200	100
Monthly	08-Mar-17	22-Mar-17	colony forming units per 100 millilitres	200	<1
Monthly	05-Apr-17	24-Apr-17	colony forming units per 100 millilitres	200	<1
Monthly	03-May-17	19-May-17	colony forming units per 100 millilitres	200	230



pH

Frequency	Date Sample Obtained	Date Result Obtained	Unit Of Measurement	100 percentile limit	Council Sample
Monthly	08-Jun-16	22-Jun-16	pH	6.5-8.5	7.7
Monthly	06-Jul-16	20-Jul-16	pH	6.5-8.5	7.5
Monthly	03-Aug-16	17-Aug-16	pH	6.5-8.5	7.6
Monthly	07-Sep-16	21-Sep-16	pH	6.5-8.5	7.6
Monthly	05-Oct-16	19-Oct-16	pH	6.5-8.5	7.5
Monthly	02-Nov-16	21-Nov-16	pH	6.5-8.5	7.7
Monthly	07-Dec-16	21-Dec-16	pH	6.5-8.5	7.6
Monthly	18-Jan-17	31-Jan-17	pH	6.5-8.5	7.8
Monthly	01-Feb-17	17-Feb-17	pH	6.5-8.5	7.7
Monthly	08-Mar-17	22-Mar-17	pH	6.5-8.5	7.5
Monthly	05-Apr-17	24-Apr-17	pH	6.5-8.5	7.2
Monthly	03-May-17	19-May-17	pH	6.5-8.5	7.4



AMMONIA NITROGEN

Frequency	Date Sample Obtained	Date Result Obtained	Unit Of Measurement	90 percentile limit	Council Sample
Monthly	08-Jun-16	22-Jun-16	milligrams per litre	2	0.80
Monthly	06-Jul-16	20-Jul-16	milligrams per litre	2	0.29
Monthly	03-Aug-16	17-Aug-16	milligrams per litre	2	0.30
Monthly	07-Sep-16	21-Sep-16	milligrams per litre	2	0.38
Monthly	05-Oct-16	19-Oct-16	milligrams per litre	2	1.45
Monthly	02-Nov-16	21-Nov-16	milligrams per litre	2	0.24
Monthly	07-Dec-16	21-Dec-16	milligrams per litre	2	0.11
Monthly	18-Jan-17	31-Jan-17	milligrams per litre	2	0.26
Monthly	01-Feb-17	17-Feb-17	milligrams per litre	2	0.19
Monthly	08-Mar-17	22-Mar-17	milligrams per litre	2	0.50
Monthly	05-Apr-17	24-Apr-17	milligrams per litre	2	0.32
Monthly	03-May-17	19-May-17	milligrams per litre	2	0.56

