

REMS Discharge to Ocean - Wastewater Monitoring Summary

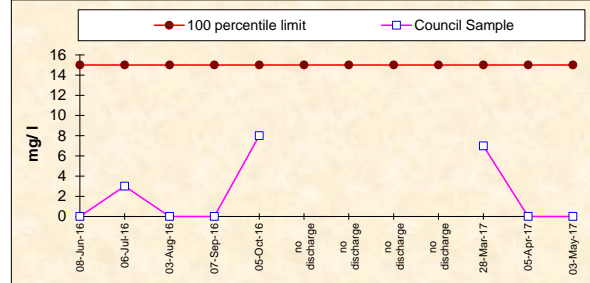
Licensee: Shoalhaven City Council, Shoalhaven Water, PO Box 42 Nowra 2541

Environment Protection License No. 2419

EPA ID No. 2

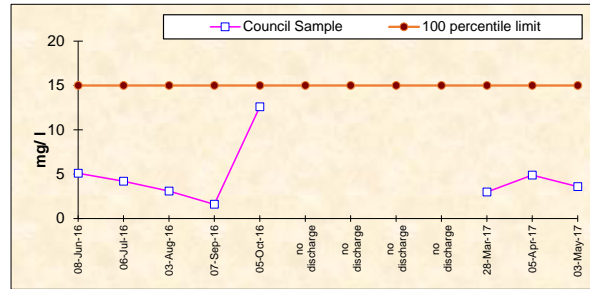
BOD

Frequency	Date Sample Obtained	Date Result Obtained	Unit Of Measurement	100 percentile limit	Council Sample
Special Frequency 1	08-Jun-16	22-Jun-16	milligrams per litre	15	<2
Special Frequency 1	06-Jul-16	20-Jul-16	milligrams per litre	15	3
Special Frequency 1	03-Aug-16	17-Aug-16	milligrams per litre	15	<2
Special Frequency 1	07-Sep-16	21-Sep-16	milligrams per litre	15	<2
Special Frequency 1	05-Oct-16	19-Oct-16	milligrams per litre	15	8
Special Frequency 1	no discharge		milligrams per litre	15	
Special Frequency 1	no discharge		milligrams per litre	15	
Special Frequency 1	no discharge		milligrams per litre	15	
Special Frequency 1	no discharge		milligrams per litre	15	
Special Frequency 1	28-Mar-17	09-Apr-17	milligrams per litre	15	7
Special Frequency 1	05-Apr-17	24-Apr-17	milligrams per litre	15	<2
Special Frequency 1	03-May-17	19-May-17	milligrams per litre	15	<2



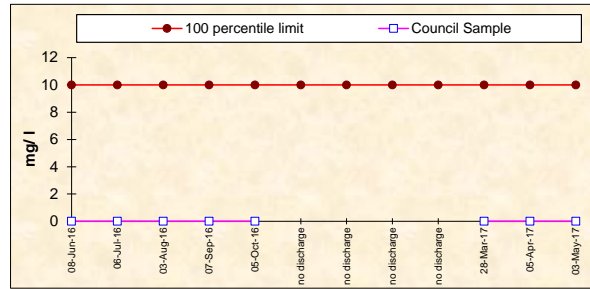
TOTAL NITROGEN

Frequency	Date Sample Obtained	Date Result Obtained	Unit Of Measurement	100 percentile limit	Council Sample
Special Frequency 1	08-Jun-16	22-Jun-16	milligrams per litre	15	5.1
Special Frequency 1	06-Jul-16	20-Jul-16	milligrams per litre	15	4.2
Special Frequency 1	03-Aug-16	17-Aug-16	milligrams per litre	15	3.1
Special Frequency 1	07-Sep-16	21-Sep-16	milligrams per litre	15	1.6
Special Frequency 1	05-Oct-16	19-Oct-16	milligrams per litre	15	12.6
Special Frequency 1	no discharge		milligrams per litre	15	
Special Frequency 1	no discharge		milligrams per litre	15	
Special Frequency 1	no discharge		milligrams per litre	15	
Special Frequency 1	no discharge		milligrams per litre	15	
Special Frequency 1	28-Mar-17	09-Apr-17	milligrams per litre	15	3.0
Special Frequency 1	05-Apr-17	24-Apr-17	milligrams per litre	15	4.9
Special Frequency 1	03-May-17	19-May-17	milligrams per litre	15	3.6



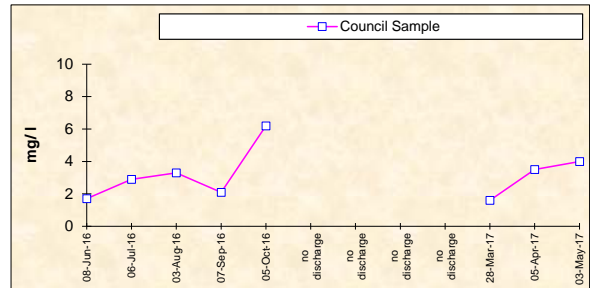
OIL AND GREASE

Frequency	Date Sample Obtained	Date Result Obtained	Unit Of Measurement	100 percentile limit	Council Sample
Special Frequency 1	08-Jun-16	22-Jun-16	milligrams per litre	10	<1
Special Frequency 1	06-Jul-16	20-Jul-16	milligrams per litre	10	<1
Special Frequency 1	03-Aug-16	17-Aug-16	milligrams per litre	10	<1
Special Frequency 1	07-Sep-16	21-Sep-16	milligrams per litre	10	<1
Special Frequency 1	05-Oct-16	19-Oct-16	milligrams per litre	10	<1
Special Frequency 1	no discharge		milligrams per litre	10	
Special Frequency 1	no discharge		milligrams per litre	10	
Special Frequency 1	no discharge		milligrams per litre	10	
Special Frequency 1	no discharge		milligrams per litre	10	
Special Frequency 1	28-Mar-17	09-Apr-17	milligrams per litre	10	<1
Special Frequency 1	05-Apr-17	24-Apr-17	milligrams per litre	10	<1
Special Frequency 1	03-May-17	19-May-17	milligrams per litre	10	<1



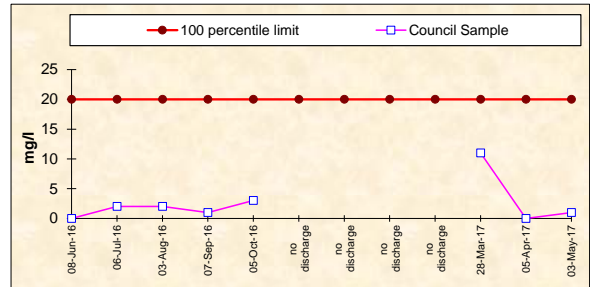
TOTAL PHOSPHORUS

Frequency	Date Sample Obtained	Date Result Obtained	Unit Of Measurement	100 percentile limit	Council Sample
Special Frequency 1	08-Jun-16	22-Jun-16	milligrams per litre	MONITORING	1.7
Special Frequency 1	06-Jul-16	20-Jul-16	milligrams per litre		2.9
Special Frequency 1	03-Aug-16	17-Aug-16	milligrams per litre		3.3
Special Frequency 1	07-Sep-16	21-Sep-16	milligrams per litre		2.1
Special Frequency 1	05-Oct-16	19-Oct-16	milligrams per litre		6.2
Special Frequency 1	no discharge		milligrams per litre	CONDITION	
Special Frequency 1	no discharge		milligrams per litre		
Special Frequency 1	no discharge		milligrams per litre		
Special Frequency 1	no discharge		milligrams per litre		
Special Frequency 1	no discharge		milligrams per litre		
Special Frequency 1	28-Mar-17	09-Apr-17	milligrams per litre		1.6
Special Frequency 1	05-Apr-17	24-Apr-17	milligrams per litre		3.5
Special Frequency 1	03-May-17	19-May-17	milligrams per litre		4.0



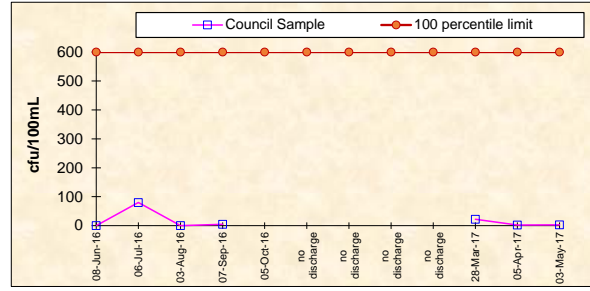
TOTAL SUSPENDED SOLIDS

Frequency	Date Sample Obtained	Date Result Obtained	Unit Of Measurement	100 percentile limit	Council Sample
Special Frequency 1	08-Jun-16	22-Jun-16	milligrams per litre	20	<1
Special Frequency 1	06-Jul-16	20-Jul-16	milligrams per litre	20	2
Special Frequency 1	03-Aug-16	17-Aug-16	milligrams per litre	20	2
Special Frequency 1	07-Sep-16	21-Sep-16	milligrams per litre	20	1
Special Frequency 1	05-Oct-16	19-Oct-16	milligrams per litre	20	3
Special Frequency 1	no discharge		milligrams per litre	20	
Special Frequency 1	no discharge		milligrams per litre	20	
Special Frequency 1	no discharge		milligrams per litre	20	
Special Frequency 1	no discharge		milligrams per litre	20	
Special Frequency 1	28-Mar-17	09-Apr-17	milligrams per litre	20	11
Special Frequency 1	05-Apr-17	24-Apr-17	milligrams per litre	20	<1
Special Frequency 1	03-May-17	19-May-17	milligrams per litre	20	1



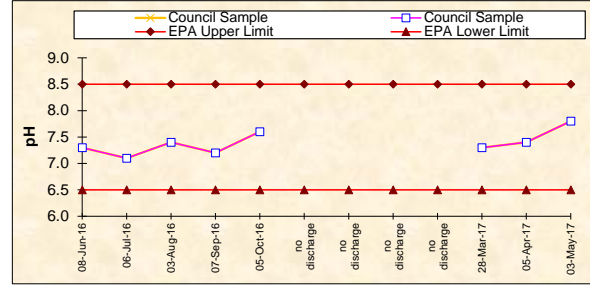
FAECAL COLIFORMS

Frequency	Date Sample Obtained	Date Result Obtained	Unit Of Measurement	100 percentile limit	Council Sample
Special Frequency 1	08-Jun-16	22-Jun-16	colony forming units per 100 millilitres	600	<1
Special Frequency 1	06-Jul-16	20-Jul-16	colony forming units per 100 millilitres	600	80
Special Frequency 1	03-Aug-16	17-Aug-16	colony forming units per 100 millilitres	600	<1
Special Frequency 1	07-Sep-16	21-Sep-16	colony forming units per 100 millilitres	600	5
Special Frequency 1	05-Oct-16	19-Oct-16	colony forming units per 100 millilitres	600	
Special Frequency 1	no discharge		colony forming units per 100 millilitres	600	
Special Frequency 1	no discharge		colony forming units per 100 millilitres	600	
Special Frequency 1	no discharge		colony forming units per 100 millilitres	600	
Special Frequency 1	no discharge		colony forming units per 100 millilitres	600	
Special Frequency 1	28-Mar-17	09-Apr-17	colony forming units per 100 millilitres	600	22
Special Frequency 1	05-Apr-17	24-Apr-17	colony forming units per 100 millilitres	600	2
Special Frequency 1	03-May-17	19-May-17	colony forming units per 100 millilitres	600	3



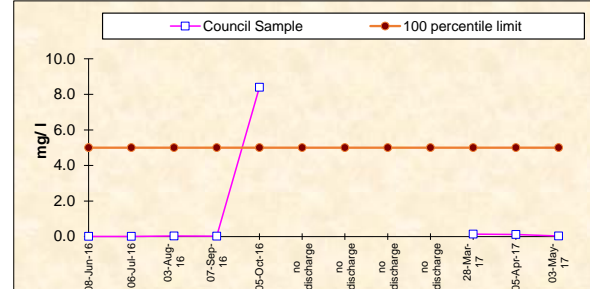
pH

Frequency	Date Sample Obtained	Date Result Obtained	Unit Of Measurement	100 percentile limit	Council Sample
Special Frequency 1	08-Jun-16	22-Jun-16	pH	6.5-8.5	7.3
Special Frequency 1	06-Jul-16	20-Jul-16	pH	6.5-8.5	7.1
Special Frequency 1	03-Aug-16	17-Aug-16	pH	6.5-8.5	7.4
Special Frequency 1	07-Sep-16	21-Sep-16	pH	6.5-8.5	7.2
Special Frequency 1	05-Oct-16	19-Oct-16	pH	6.5-8.5	7.6
Special Frequency 1	no discharge		pH	6.5-8.5	
Special Frequency 1	no discharge		pH	6.5-8.5	
Special Frequency 1	no discharge		pH	6.5-8.5	
Special Frequency 1	no discharge		pH	6.5-8.5	
Special Frequency 1	28-Mar-17	09-Apr-17	pH	6.5-8.5	7.3
Special Frequency 1	05-Apr-17	24-Apr-17	pH	6.5-8.5	7.4
Special Frequency 1	03-May-17	19-May-17	pH	6.5-8.5	7.8



AMMONIA NITROGEN

Frequency	Date Sample Obtained	Date Result Obtained	Unit Of Measurement	100 percentile limit	Council Sample
Special Frequency 1	08-Jun-16	22-Jun-16	milligrams per litre	5	0.01
Special Frequency 1	06-Jul-16	20-Jul-16	milligrams per litre	5	0.01
Special Frequency 1	03-Aug-16	17-Aug-16	milligrams per litre	5	0.03
Special Frequency 1	07-Sep-16	21-Sep-16	milligrams per litre	5	0.02
Special Frequency 1	05-Oct-16	19-Oct-16	milligrams per litre	5	8.40
Special Frequency 1	no discharge		milligrams per litre	5	
Special Frequency 1	no discharge		milligrams per litre	5	
Special Frequency 1	no discharge		milligrams per litre	5	
Special Frequency 1	no discharge		milligrams per litre	5	
Special Frequency 1	28-Mar-17	09-Apr-17	milligrams per litre	5	0.14
Special Frequency 1	05-Apr-17	24-Apr-17	milligrams per litre	5	0.12
Special Frequency 1	03-May-17	19-May-17	milligrams per litre	5	0.03





St Georges Basin Wastewater Treatment Plant - Monitoring Summary

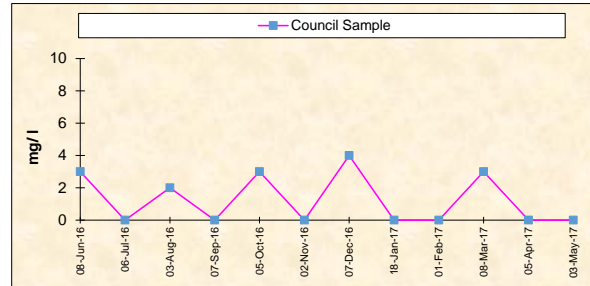
Licensee: Shoalhaven City Council, Shoalhaven Water, PO Box 42 Nowra 2541

Environment Protection License No. 2419

EPA ID No. 14

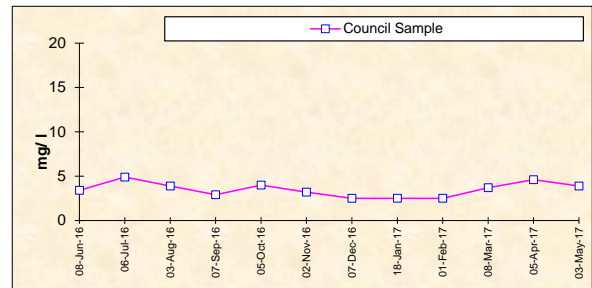
BOD

Frequency	Date Sample Obtained	Date Result Obtained	Unit Of Measurement	EPA Limit	Council Sample
Monthly	08-Jun-16	22-Jun-16	milligrams per litre	MONITORING	3
Monthly	06-Jul-16	20-Jul-16	milligrams per litre		<2
Monthly	03-Aug-16	17-Aug-16	milligrams per litre		2
Monthly	07-Sep-16	21-Sep-16	milligrams per litre		<2
Monthly	05-Oct-16	19-Oct-16	milligrams per litre		3
Monthly	02-Nov-16	16-Nov-16	milligrams per litre	CONDITION	<2
Monthly	07-Dec-16	21-Dec-16	milligrams per litre		4
Monthly	18-Jan-17	31-Jan-17	milligrams per litre		<2
Monthly	01-Feb-17	17-Feb-17	milligrams per litre		<2
Monthly	08-Mar-17	22-Mar-17	milligrams per litre		3
Monthly	05-Apr-17	24-Apr-17	milligrams per litre	<2	
Monthly	03-May-17	19-May-17	milligrams per litre	<2	



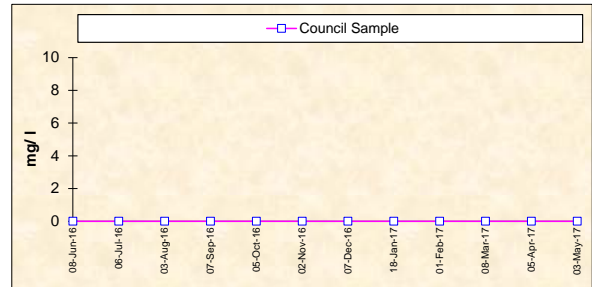
TOTAL NITROGEN

Frequency	Date Sample Obtained	Date Result Obtained	Unit Of Measurement	EPA Limit	Council Sample
Monthly	08-Jun-16	22-Jun-16	milligrams per litre	MONITORING	3.4
Monthly	06-Jul-16	20-Jul-16	milligrams per litre		4.9
Monthly	03-Aug-16	17-Aug-16	milligrams per litre		3.9
Monthly	07-Sep-16	21-Sep-16	milligrams per litre		2.9
Monthly	05-Oct-16	19-Oct-16	milligrams per litre		4.0
Monthly	02-Nov-16	16-Nov-16	milligrams per litre	CONDITION	3.2
Monthly	07-Dec-16	21-Dec-16	milligrams per litre		2.5
Monthly	18-Jan-17	31-Jan-17	milligrams per litre		2.5
Monthly	01-Feb-17	17-Feb-17	milligrams per litre		2.5
Monthly	08-Mar-17	22-Mar-17	milligrams per litre		3.7
Monthly	05-Apr-17	24-Apr-17	milligrams per litre	4.6	
Monthly	03-May-17	19-May-17	milligrams per litre	3.9	



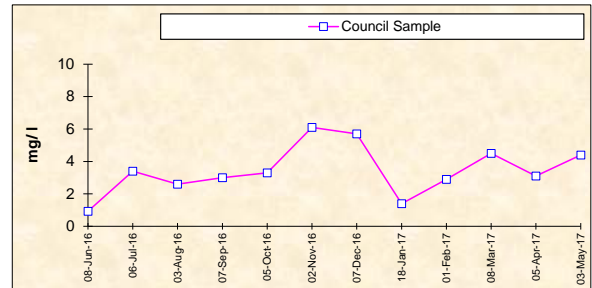
OIL AND GREASE

Frequency	Date Sample Obtained	Date Result Obtained	Unit Of Measurement	EPA Limit	Council Sample
Monthly	08-Jun-16	22-Jun-16	milligrams per litre	MONITORING	<1
Monthly	06-Jul-16	20-Jul-16	milligrams per litre		<1
Monthly	03-Aug-16	17-Aug-16	milligrams per litre		<1
Monthly	07-Sep-16	21-Sep-16	milligrams per litre		<1
Monthly	05-Oct-16	19-Oct-16	milligrams per litre		<1
Monthly	02-Nov-16	16-Nov-16	milligrams per litre	CONDITION	<1
Monthly	07-Dec-16	21-Dec-16	milligrams per litre		<1
Monthly	18-Jan-17	31-Jan-17	milligrams per litre		<1
Monthly	01-Feb-17	17-Feb-17	milligrams per litre		<1
Monthly	08-Mar-17	22-Mar-17	milligrams per litre		<1
Monthly	05-Apr-17	24-Apr-17	milligrams per litre	<1	
Monthly	03-May-17	19-May-17	milligrams per litre	<1	



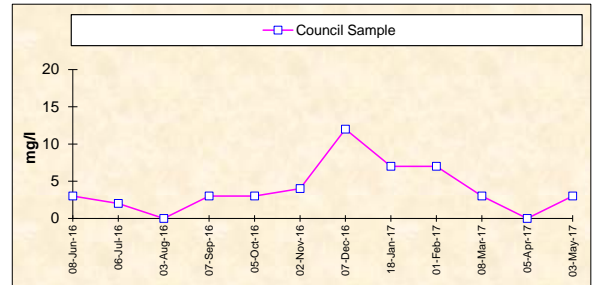
TOTAL PHOSPHORUS

Frequency	Date Sample Obtained	Date Result Obtained	Unit Of Measurement	EPA Limit	Council Sample
Monthly	08-Jun-16	22-Jun-16	milligrams per litre	MONITORING	0.9
Monthly	06-Jul-16	20-Jul-16	milligrams per litre		3.4
Monthly	03-Aug-16	17-Aug-16	milligrams per litre		2.6
Monthly	07-Sep-16	21-Sep-16	milligrams per litre		3.0
Monthly	05-Oct-16	19-Oct-16	milligrams per litre		3.3
Monthly	02-Nov-16	16-Nov-16	milligrams per litre	CONDITION	6.1
Monthly	07-Dec-16	21-Dec-16	milligrams per litre		5.7
Monthly	18-Jan-17	31-Jan-17	milligrams per litre		1.4
Monthly	01-Feb-17	17-Feb-17	milligrams per litre		2.9
Monthly	08-Mar-17	22-Mar-17	milligrams per litre		4.5
Monthly	05-Apr-17	24-Apr-17	milligrams per litre	3.1	
Monthly	03-May-17	19-May-17	milligrams per litre	4.4	



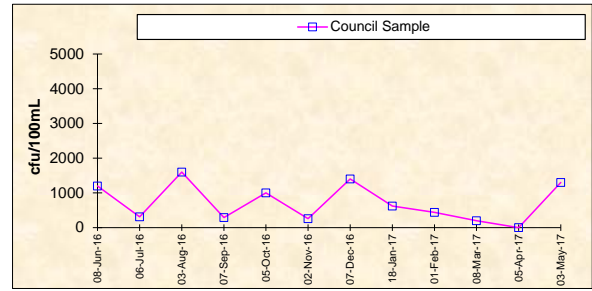
TOTAL SUSPENDED SOLIDS

Frequency	Date Sample Obtained	Date Result Obtained	Unit Of Measurement	100 percentile limit	Council Sample
Monthly	08-Jun-16	22-Jun-16	milligrams per litre	MONITORING	3
Monthly	06-Jul-16	20-Jul-16	milligrams per litre		2
Monthly	03-Aug-16	17-Aug-16	milligrams per litre		<1
Monthly	07-Sep-16	21-Sep-16	milligrams per litre		3
Monthly	05-Oct-16	19-Oct-16	milligrams per litre		3
Monthly	02-Nov-16	16-Nov-16	milligrams per litre	CONDITION	4
Monthly	07-Dec-16	21-Dec-16	milligrams per litre		12
Monthly	18-Jan-17	31-Jan-17	milligrams per litre		7
Monthly	01-Feb-17	17-Feb-17	milligrams per litre		7
Monthly	08-Mar-17	22-Mar-17	milligrams per litre		3
Monthly	05-Apr-17	24-Apr-17	milligrams per litre	<1	
Monthly	03-May-17	19-May-17	milligrams per litre	3	



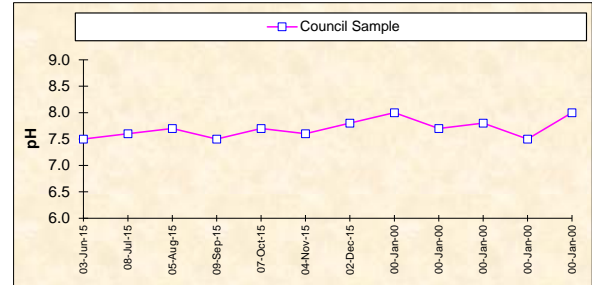
FAECAL COLIFORMS

Frequency	Date Sample Obtained	Date Result Obtained	Unit Of Measurement	EPA Limit	Council Sample	
Monthly	08-Jun-16	22-Jun-16	colony forming units per 100 millilitres	MONITORING	1200	
Monthly	06-Jul-16	20-Jul-16	colony forming units per 100 millilitres		310	
Monthly	03-Aug-16	17-Aug-16	colony forming units per 100 millilitres		1600	
Monthly	07-Sep-16	21-Sep-16	colony forming units per 100 millilitres		290	
Monthly	05-Oct-16	19-Oct-16	colony forming units per 100 millilitres		1000	
Monthly	02-Nov-16	16-Nov-16	colony forming units per 100 millilitres		260	
Monthly	07-Dec-16	21-Dec-16	colony forming units per 100 millilitres		CONDITION	1400
Monthly	18-Jan-17	31-Jan-17	colony forming units per 100 millilitres			620
Monthly	01-Feb-17	17-Feb-17	colony forming units per 100 millilitres			440
Monthly	08-Mar-17	22-Mar-17	colony forming units per 100 millilitres			199
Monthly	05-Apr-17	24-Apr-17	colony forming units per 100 millilitres			<1
Monthly	03-May-17	19-May-17	colony forming units per 100 millilitres			1300



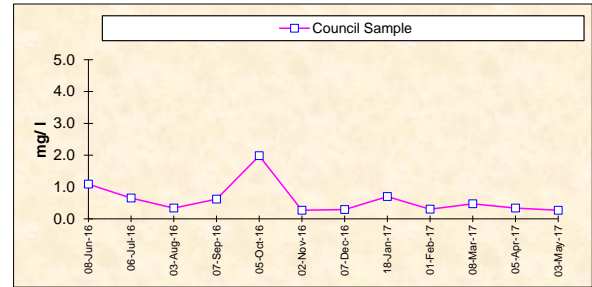
pH

Frequency	Date Sample Obtained	Date Result Obtained	Unit Of Measurement	EPA Limit	Council Sample
Monthly	08-Jun-16	22-Jun-16	units	MONITORING	7.5
Monthly	06-Jul-16	20-Jul-16	units		7.6
Monthly	03-Aug-16	17-Aug-16	units		7.7
Monthly	07-Sep-16	21-Sep-16	units		7.5
Monthly	05-Oct-16	19-Oct-16	units		7.7
Monthly	02-Nov-16	16-Nov-16	units		7.6
Monthly	07-Dec-16	21-Dec-16	units	CONDITION	7.8
Monthly	18-Jan-17	31-Jan-17	units		8.0
Monthly	01-Feb-17	17-Feb-17	units		7.7
Monthly	08-Mar-17	22-Mar-17	units		7.8
Monthly	05-Apr-17	24-Apr-17	units		7.5
Monthly	03-May-17	19-May-17	units		8.0



AMMONIA NITROGEN

Frequency	Date Sample Obtained	Date Result Obtained	Unit Of Measurement	EPA Limit	Council Sample
Monthly	08-Jun-16	22-Jun-16	milligrams per litre	MONITORING	1.09
Monthly	06-Jul-16	20-Jul-16	milligrams per litre		0.65
Monthly	03-Aug-16	17-Aug-16	milligrams per litre		0.34
Monthly	07-Sep-16	21-Sep-16	milligrams per litre		0.62
Monthly	05-Oct-16	19-Oct-16	milligrams per litre		1.98
Monthly	02-Nov-16	16-Nov-16	milligrams per litre		0.27
Monthly	07-Dec-16	21-Dec-16	milligrams per litre	CONDITION	0.29
Monthly	18-Jan-17	31-Jan-17	milligrams per litre		0.70
Monthly	01-Feb-17	17-Feb-17	milligrams per litre		0.30
Monthly	08-Mar-17	22-Mar-17	milligrams per litre		0.47
Monthly	05-Apr-17	24-Apr-17	milligrams per litre		0.34
Monthly	03-May-17	19-May-17	milligrams per litre		0.27





Vincentia Wastewater Treatment Plant - Monitoring Summary

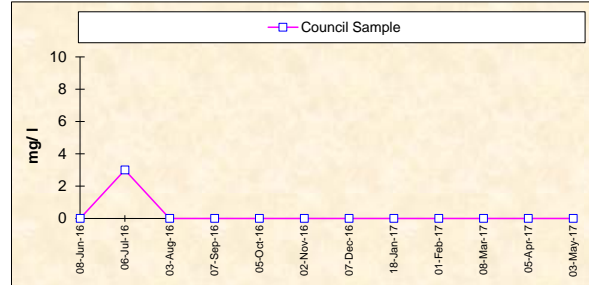
Licensee: Shoalhaven City Council, Shoalhaven Water, PO Box 42 Nowra 2541

Environment Protection License No. 2419

EPA ID No. 15

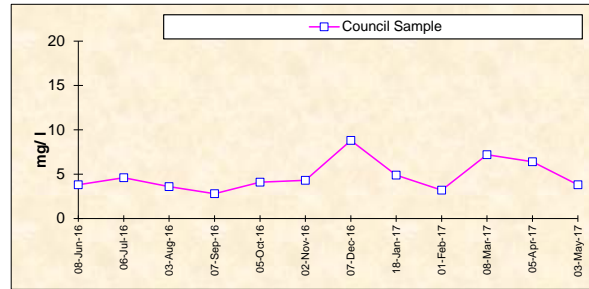
BOD

Frequency	Date Sample Obtained	Date Result Obtained	Unit Of Measurement	EPA Limit	Council Sample
Monthly	08-Jun-16	22-Jun-16	milligrams per litre	MONITORING	<2
Monthly	06-Jul-16	20-Jul-16	milligrams per litre		3
Monthly	03-Aug-16	17-Aug-16	milligrams per litre		<2
Monthly	07-Sep-16	21-Sep-16	milligrams per litre		<2
Monthly	05-Oct-16	19-Oct-16	milligrams per litre		<2
Monthly	02-Nov-16	16-Nov-16	milligrams per litre		<2
Monthly	07-Dec-16	21-Dec-16	milligrams per litre	CONDITION	<2
Monthly	18-Jan-17	31-Jan-17	milligrams per litre		<2
Monthly	01-Feb-17	17-Feb-17	milligrams per litre		<2
Monthly	08-Mar-17	22-Mar-17	milligrams per litre		<2
Monthly	05-Apr-17	24-Apr-17	milligrams per litre		<2
Monthly	03-May-17	19-May-17	milligrams per litre		<2



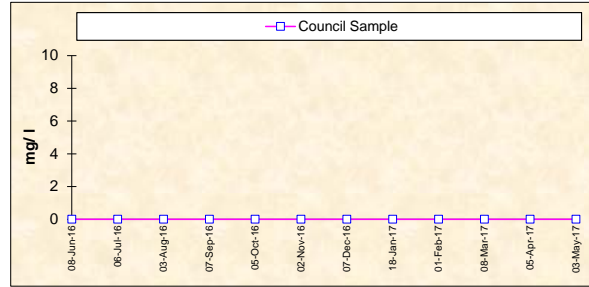
TOTAL NITROGEN

Frequency	Date Sample Obtained	Date Result Obtained	Unit Of Measurement	EPA Limit	Council Sample
Monthly	08-Jun-16	22-Jun-16	milligrams per litre	MONITORING	3.8
Monthly	06-Jul-16	20-Jul-16	milligrams per litre		4.6
Monthly	03-Aug-16	17-Aug-16	milligrams per litre		3.6
Monthly	07-Sep-16	21-Sep-16	milligrams per litre		2.8
Monthly	05-Oct-16	19-Oct-16	milligrams per litre		4.1
Monthly	02-Nov-16	16-Nov-16	milligrams per litre		4.3
Monthly	07-Dec-16	21-Dec-16	milligrams per litre	CONDITION	8.8
Monthly	18-Jan-17	31-Jan-17	milligrams per litre		4.9
Monthly	01-Feb-17	17-Feb-17	milligrams per litre		3.2
Monthly	08-Mar-17	22-Mar-17	milligrams per litre		7.2
Monthly	05-Apr-17	24-Apr-17	milligrams per litre		6.4
Monthly	03-May-17	19-May-17	milligrams per litre		3.8



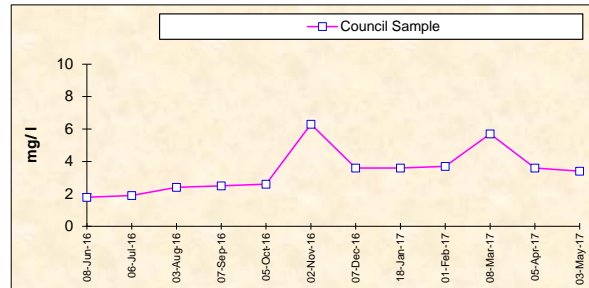
OIL AND GREASE

Frequency	Date Sample Obtained	Date Result Obtained	Unit Of Measurement	EPA Limit	Council Sample
Monthly	08-Jun-16	22-Jun-16	milligrams per litre	MONITORING	<1
Monthly	06-Jul-16	20-Jul-16	milligrams per litre		<1
Monthly	03-Aug-16	17-Aug-16	milligrams per litre		<1
Monthly	07-Sep-16	21-Sep-16	milligrams per litre		<1
Monthly	05-Oct-16	19-Oct-16	milligrams per litre		<1
Monthly	02-Nov-16	16-Nov-16	milligrams per litre		<1
Monthly	07-Dec-16	21-Dec-16	milligrams per litre	CONDITION	<1
Monthly	18-Jan-17	31-Jan-17	milligrams per litre		<1
Monthly	01-Feb-17	17-Feb-17	milligrams per litre		<1
Monthly	08-Mar-17	22-Mar-17	milligrams per litre		<1
Monthly	05-Apr-17	24-Apr-17	milligrams per litre		<1
Monthly	03-May-17	19-May-17	milligrams per litre		<1



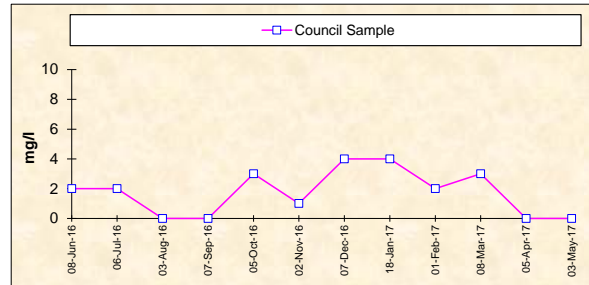
TOTAL PHOSPHORUS

Frequency	Date Sample Obtained	Date Result Obtained	Unit Of Measurement	EPA Limit	Council Sample
Monthly	08-Jun-16	22-Jun-16	milligrams per litre	MONITORING	1.8
Monthly	06-Jul-16	20-Jul-16	milligrams per litre		1.9
Monthly	03-Aug-16	17-Aug-16	milligrams per litre		2.4
Monthly	07-Sep-16	21-Sep-16	milligrams per litre		2.5
Monthly	05-Oct-16	19-Oct-16	milligrams per litre		2.6
Monthly	02-Nov-16	16-Nov-16	milligrams per litre		6.3
Monthly	07-Dec-16	21-Dec-16	milligrams per litre	CONDITION	3.6
Monthly	18-Jan-17	31-Jan-17	milligrams per litre		3.6
Monthly	01-Feb-17	17-Feb-17	milligrams per litre		3.7
Monthly	08-Mar-17	22-Mar-17	milligrams per litre		5.7
Monthly	05-Apr-17	24-Apr-17	milligrams per litre		3.6
Monthly	03-May-17	19-May-17	milligrams per litre		3.4



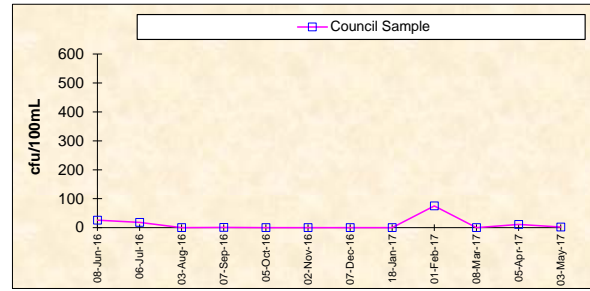
TOTAL SUSPENDED SOLIDS

Frequency	Date Sample Obtained	Date Result Obtained	Unit Of Measurement	EPA Limit	Council Sample
Monthly	08-Jun-16	22-Jun-16	milligrams per litre	MONITORING	2
Monthly	06-Jul-16	20-Jul-16	milligrams per litre		2
Monthly	03-Aug-16	17-Aug-16	milligrams per litre		<1
Monthly	07-Sep-16	21-Sep-16	milligrams per litre		<1
Monthly	05-Oct-16	19-Oct-16	milligrams per litre		3
Monthly	02-Nov-16	16-Nov-16	milligrams per litre		1
Monthly	07-Dec-16	21-Dec-16	milligrams per litre	CONDITION	4
Monthly	18-Jan-17	31-Jan-17	milligrams per litre		4
Monthly	01-Feb-17	17-Feb-17	milligrams per litre		2
Monthly	08-Mar-17	22-Mar-17	milligrams per litre		3
Monthly	05-Apr-17	24-Apr-17	milligrams per litre		<1
Monthly	03-May-17	19-May-17	milligrams per litre		<1



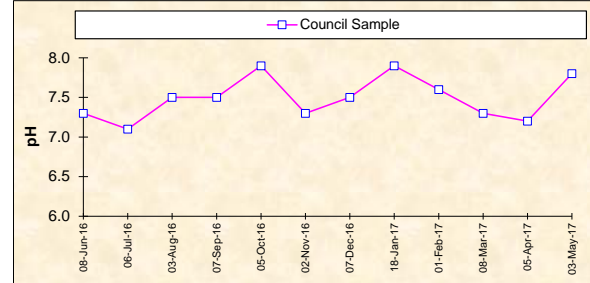
FAECAL COLIFORMS

Frequency	Date Sample Obtained	Date Result Obtained	Unit Of Measurement	EPA Limit	Council Sample	
Monthly	08-Jun-16	22-Jun-16	colony forming units per 100 millilitres	MONITORING	26	
Monthly	06-Jul-16	20-Jul-16	colony forming units per 100 millilitres		18	
Monthly	03-Aug-16	17-Aug-16	colony forming units per 100 millilitres		<1	
Monthly	07-Sep-16	21-Sep-16	colony forming units per 100 millilitres		1	
Monthly	05-Oct-16	19-Oct-16	colony forming units per 100 millilitres		<1	
Monthly	02-Nov-16	16-Nov-16	colony forming units per 100 millilitres		<1	
Monthly	07-Dec-16	21-Dec-16	colony forming units per 100 millilitres		CONDITION	<1
Monthly	18-Jan-17	31-Jan-17	colony forming units per 100 millilitres			<1
Monthly	01-Feb-17	17-Feb-17	colony forming units per 100 millilitres			75
Monthly	08-Mar-17	22-Mar-17	colony forming units per 100 millilitres			<1
Monthly	05-Apr-17	24-Apr-17	colony forming units per 100 millilitres			11
Monthly	03-May-17	19-May-17	colony forming units per 100 millilitres			2



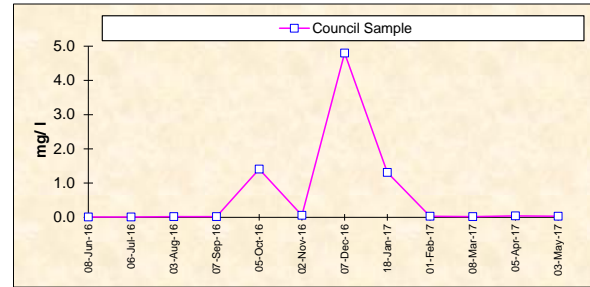
pH

Frequency	Date Sample Obtained	Date Result Obtained	Unit Of Measurement	EPA Limit	Council Sample
Monthly	08-Jun-16	22-Jun-16	units	MONITORING	7.3
Monthly	06-Jul-16	20-Jul-16	units		7.1
Monthly	03-Aug-16	17-Aug-16	units		7.5
Monthly	07-Sep-16	21-Sep-16	units		7.5
Monthly	05-Oct-16	19-Oct-16	units		7.9
Monthly	02-Nov-16	16-Nov-16	units		7.3
Monthly	07-Dec-16	21-Dec-16	units	CONDITION	7.5
Monthly	18-Jan-17	31-Jan-17	units		7.9
Monthly	01-Feb-17	17-Feb-17	units		7.6
Monthly	08-Mar-17	22-Mar-17	units		7.3
Monthly	05-Apr-17	24-Apr-17	units		7.2
Monthly	03-May-17	19-May-17	units		7.8



AMMONIA NITROGEN

Frequency	Date Sample Obtained	Date Result Obtained	Unit Of Measurement	EPA Limit	Council Sample
Monthly	08-Jun-16	22-Jun-16	milligrams per litre	MONITORING	0.01
Monthly	06-Jul-16	20-Jul-16	milligrams per litre		0.01
Monthly	03-Aug-16	17-Aug-16	milligrams per litre		0.02
Monthly	07-Sep-16	21-Sep-16	milligrams per litre		0.02
Monthly	05-Oct-16	19-Oct-16	milligrams per litre		1.41
Monthly	02-Nov-16	16-Nov-16	milligrams per litre		0.06
Monthly	07-Dec-16	21-Dec-16	milligrams per litre	CONDITION	4.80
Monthly	18-Jan-17	31-Jan-17	milligrams per litre		1.31
Monthly	01-Feb-17	17-Feb-17	milligrams per litre		0.03
Monthly	08-Mar-17	22-Mar-17	milligrams per litre		0.02
Monthly	05-Apr-17	24-Apr-17	milligrams per litre		0.04
Monthly	03-May-17	19-May-17	milligrams per litre		0.03





Culburra Wastewater Treatment Plant - Monitoring Summary

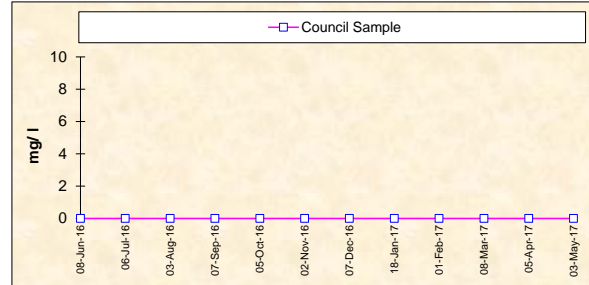
Licensee: Shoalhaven City Council, Shoalhaven Water, PO Box 42 Nowra 2541

Environment Protection License No. 2419

EPA ID No. 16

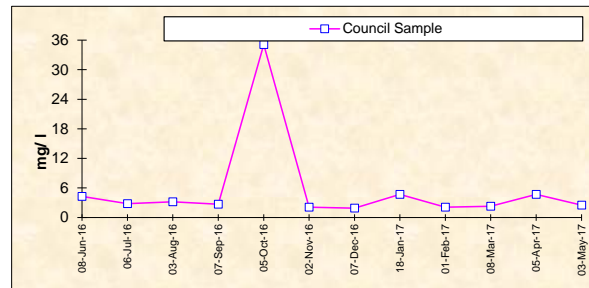
BOD

Frequency	Date Sample Obtained	Date Result Obtained	Unit Of Measurement	EPA Limit	Council Sample	
Monthly	08-Jun-16	22-Jun-16	milligrams per litre	MONITORING	<2	
Monthly	06-Jul-16	20-Jul-16	milligrams per litre		<2	
Monthly	03-Aug-16	17-Aug-16	milligrams per litre		<2	
Monthly	07-Sep-16	21-Sep-16	milligrams per litre		<2	
Monthly	05-Oct-16	19-Oct-16	milligrams per litre		<2	
Monthly	02-Nov-16	16-Nov-16	milligrams per litre		<2	
Monthly	07-Dec-16	21-Dec-16	milligrams per litre		CONDITION	<2
Monthly	18-Jan-17	31-Jan-17	milligrams per litre			<2
Monthly	01-Feb-17	17-Feb-17	milligrams per litre			<2
Monthly	08-Mar-17	22-Mar-17	milligrams per litre			<2
Monthly	05-Apr-17	24-Apr-17	milligrams per litre			<2
Monthly	03-May-17	19-May-17	milligrams per litre			<2



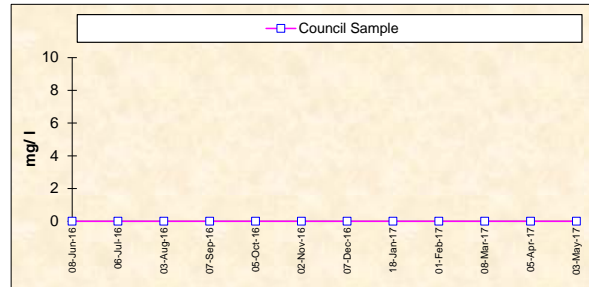
TOTAL NITROGEN

Frequency	Date Sample Obtained	Date Result Obtained	Unit Of Measurement	EPA Limit	Council Sample
Monthly	08-Jun-16	22-Jun-16	milligrams per litre	MONITORING	4.3
Monthly	06-Jul-16	20-Jul-16	milligrams per litre		2.8
Monthly	03-Aug-16	17-Aug-16	milligrams per litre		3.2
Monthly	07-Sep-16	21-Sep-16	milligrams per litre		2.7
Monthly	05-Oct-16	19-Oct-16	milligrams per litre		35.1
Monthly	02-Nov-16	16-Nov-16	milligrams per litre		2.1
Monthly	07-Dec-16	21-Dec-16	milligrams per litre	CONDITION	1.9
Monthly	18-Jan-17	31-Jan-17	milligrams per litre		4.7
Monthly	01-Feb-17	17-Feb-17	milligrams per litre		2.1
Monthly	08-Mar-17	22-Mar-17	milligrams per litre		2.3
Monthly	05-Apr-17	24-Apr-17	milligrams per litre		4.7
Monthly	03-May-17	19-May-17	milligrams per litre		2.5



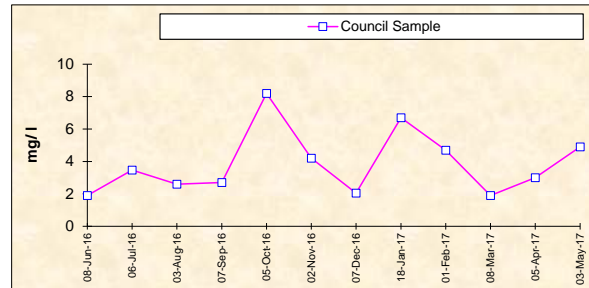
OIL AND GREASE

Frequency	Date Sample Obtained	Date Result Obtained	Unit Of Measurement	EPA Limit	Council Sample
Monthly	08-Jun-16	22-Jun-16	milligrams per litre	MONITORING	<1
Monthly	06-Jul-16	20-Jul-16	milligrams per litre		<1
Monthly	03-Aug-16	17-Aug-16	milligrams per litre		<1
Monthly	07-Sep-16	21-Sep-16	milligrams per litre		<1
Monthly	05-Oct-16	19-Oct-16	milligrams per litre		<1
Monthly	02-Nov-16	16-Nov-16	milligrams per litre		<1
Monthly	07-Dec-16	21-Dec-16	milligrams per litre	CONDITION	<1
Monthly	18-Jan-17	31-Jan-17	milligrams per litre		<1
Monthly	01-Feb-17	17-Feb-17	milligrams per litre		<1
Monthly	08-Mar-17	22-Mar-17	milligrams per litre		<1
Monthly	05-Apr-17	24-Apr-17	milligrams per litre		<1
Monthly	03-May-17	19-May-17	milligrams per litre		<1



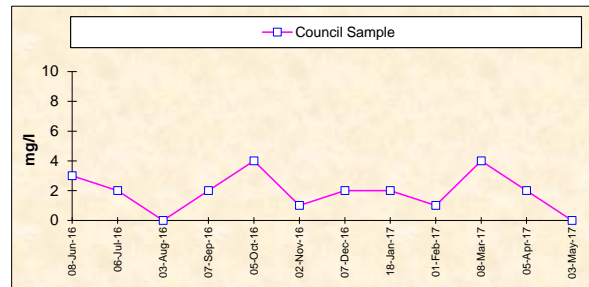
TOTAL PHOSPHORUS

Frequency	Date Sample Obtained	Date Result Obtained	Unit Of Measurement	EPA Limit	Council Sample
Monthly	08-Jun-16	22-Jun-16	milligrams per litre	MONITORING	1.9
Monthly	06-Jul-16	20-Jul-16	milligrams per litre		3.5
Monthly	03-Aug-16	17-Aug-16	milligrams per litre		2.6
Monthly	07-Sep-16	21-Sep-16	milligrams per litre		2.7
Monthly	05-Oct-16	19-Oct-16	milligrams per litre		8.2
Monthly	02-Nov-16	16-Nov-16	milligrams per litre		4.2
Monthly	07-Dec-16	21-Dec-16	milligrams per litre	CONDITION	2.1
Monthly	18-Jan-17	31-Jan-17	milligrams per litre		6.7
Monthly	01-Feb-17	17-Feb-17	milligrams per litre		4.7
Monthly	08-Mar-17	22-Mar-17	milligrams per litre		1.9
Monthly	05-Apr-17	24-Apr-17	milligrams per litre		3.0
Monthly	03-May-17	19-May-17	milligrams per litre		4.9



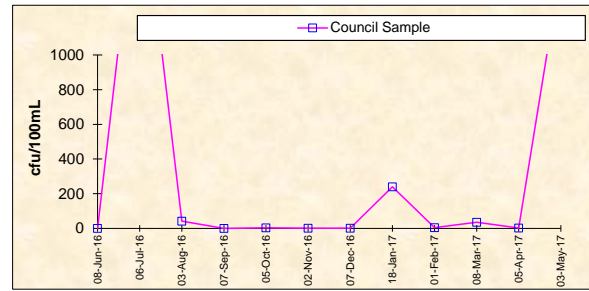
TOTAL SUSPENDED SOLIDS

Frequency	Date Sample Obtained	Date Result Obtained	Unit Of Measurement	EPA Limit	Council Sample
Monthly	08-Jun-16	22-Jun-16	milligrams per litre	MONITORING	3
Monthly	06-Jul-16	20-Jul-16	milligrams per litre		2
Monthly	03-Aug-16	17-Aug-16	milligrams per litre		<1
Monthly	07-Sep-16	21-Sep-16	milligrams per litre		2
Monthly	05-Oct-16	19-Oct-16	milligrams per litre		4
Monthly	02-Nov-16	16-Nov-16	milligrams per litre		1
Monthly	07-Dec-16	21-Dec-16	milligrams per litre	CONDITION	2
Monthly	18-Jan-17	31-Jan-17	milligrams per litre		2
Monthly	01-Feb-17	17-Feb-17	milligrams per litre		4
Monthly	08-Mar-17	22-Mar-17	milligrams per litre		1
Monthly	05-Apr-17	24-Apr-17	milligrams per litre		2
Monthly	03-May-17	19-May-17	milligrams per litre		<1



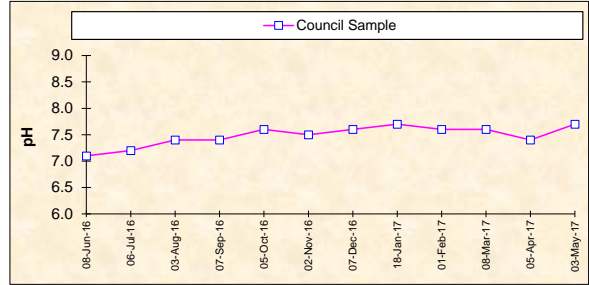
FAECAL COLIFORMS

Frequency	Date Sample Obtained	Date Result Obtained	Unit Of Measurement	EPA Limit	Council Sample	
Monthly	08-Jun-16	22-Jun-16	colony forming units per 100 millilitres	MONITORING	<1	
Monthly	06-Jul-16	20-Jul-16	colony forming units per 100 millilitres		2100	
Monthly	03-Aug-16	17-Aug-16	colony forming units per 100 millilitres		42	
Monthly	07-Sep-16	21-Sep-16	colony forming units per 100 millilitres		<1	
Monthly	05-Oct-16	19-Oct-16	colony forming units per 100 millilitres		3	
Monthly	02-Nov-16	16-Nov-16	colony forming units per 100 millilitres		1	
Monthly	07-Dec-16	21-Dec-16	colony forming units per 100 millilitres		CONDITION	1
Monthly	18-Jan-17	31-Jan-17	colony forming units per 100 millilitres			240
Monthly	01-Feb-17	17-Feb-17	colony forming units per 100 millilitres			4
Monthly	08-Mar-17	22-Mar-17	colony forming units per 100 millilitres			36
Monthly	05-Apr-17	24-Apr-17	colony forming units per 100 millilitres	2		
Monthly	03-May-17	19-May-17	colony forming units per 100 millilitres	1500		



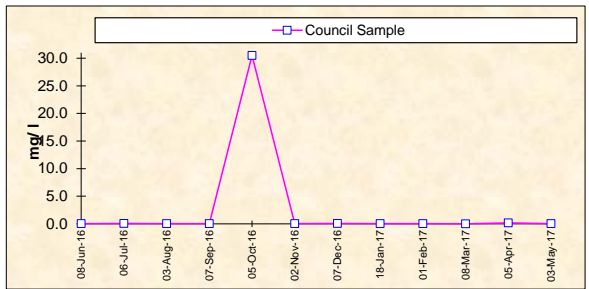
pH

Frequency	Date Sample Obtained	Date Result Obtained	Unit Of Measurement	EPA Limit	Council Sample
Monthly	08-Jun-16	22-Jun-16	units	MONITORING	7.1
Monthly	06-Jul-16	20-Jul-16	units		7.2
Monthly	03-Aug-16	17-Aug-16	units		7.4
Monthly	07-Sep-16	21-Sep-16	units		7.4
Monthly	05-Oct-16	19-Oct-16	units		7.6
Monthly	02-Nov-16	16-Nov-16	units		7.5
Monthly	07-Dec-16	21-Dec-16	units	CONDITION	7.6
Monthly	18-Jan-17	31-Jan-17	units		7.7
Monthly	01-Feb-17	17-Feb-17	units		7.6
Monthly	08-Mar-17	22-Mar-17	units		7.6
Monthly	05-Apr-17	24-Apr-17	units		7.4
Monthly	03-May-17	19-May-17	units		7.7



AMMONIA NITROGEN

Frequency	Date Sample Obtained	Date Result Obtained	Unit Of Measurement	EPA Limit	Council Sample
Monthly	08-Jun-16	22-Jun-16	milligrams per litre	MONITORING	0.04
Monthly	06-Jul-16	20-Jul-16	milligrams per litre		0.06
Monthly	03-Aug-16	17-Aug-16	milligrams per litre		0.03
Monthly	07-Sep-16	21-Sep-16	milligrams per litre		0.03
Monthly	05-Oct-16	19-Oct-16	milligrams per litre		30.50
Monthly	02-Nov-16	16-Nov-16	milligrams per litre		0.02
Monthly	07-Dec-16	21-Dec-16	milligrams per litre	CONDITION	0.07
Monthly	18-Jan-17	31-Jan-17	milligrams per litre		0.04
Monthly	01-Feb-17	17-Feb-17	milligrams per litre		0.04
Monthly	08-Mar-17	22-Mar-17	milligrams per litre		0.01
Monthly	05-Apr-17	24-Apr-17	milligrams per litre		0.16
Monthly	03-May-17	19-May-17	milligrams per litre		0.02





Callala Wastewater Treatment Plant - Monitoring Summary

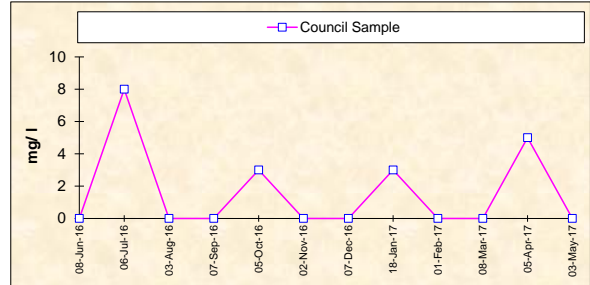
Licensee: Shoalhaven City Council, Shoalhaven Water, PO Box 42 Nowra 2541

Environment Protection License No. 2419

EPA ID No. 17

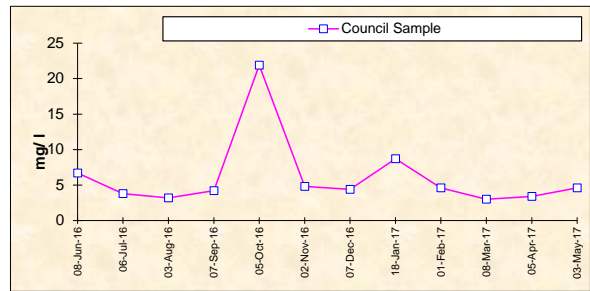
BOD

Frequency	Date Sample Obtained	Date Result Obtained	Unit Of Measurement	EPA Limit	Council Sample
Monthly	08-Jun-16	22-Jun-16	milligrams per litre	MONITORING	<2
Monthly	06-Jul-16	20-Jul-16	milligrams per litre		8
Monthly	03-Aug-16	17-Aug-16	milligrams per litre		<2
Monthly	07-Sep-16	21-Sep-16	milligrams per litre		<2
Monthly	05-Oct-16	19-Oct-16	milligrams per litre		3
Monthly	02-Nov-16	16-Nov-16	milligrams per litre		<2
Monthly	07-Dec-16	21-Dec-16	milligrams per litre	CONDITIONS	<2
Monthly	18-Jan-17	31-Jan-17	milligrams per litre		3
Monthly	01-Feb-17	17-Feb-17	milligrams per litre		<2
Monthly	08-Mar-17	22-Mar-17	milligrams per litre		<2
Monthly	05-Apr-17	24-Apr-17	milligrams per litre		5
Monthly	03-May-17	19-May-17	milligrams per litre		<2



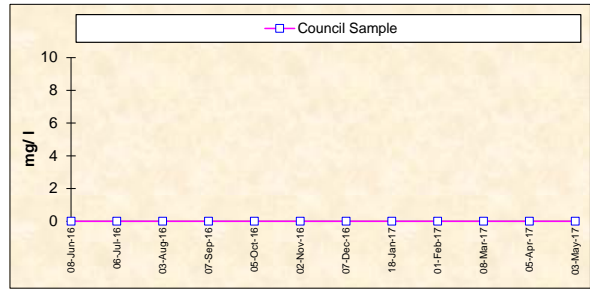
TOTAL NITROGEN

Frequency	Date Sample Obtained	Date Result Obtained	Unit Of Measurement	EPA Limit	Council Sample
Monthly	08-Jun-16	22-Jun-16	milligrams per litre	MONITORING	6.7
Monthly	06-Jul-16	20-Jul-16	milligrams per litre		3.8
Monthly	03-Aug-16	17-Aug-16	milligrams per litre		3.2
Monthly	07-Sep-16	21-Sep-16	milligrams per litre		4.2
Monthly	05-Oct-16	19-Oct-16	milligrams per litre		21.9
Monthly	02-Nov-16	16-Nov-16	milligrams per litre		4.8
Monthly	07-Dec-16	21-Dec-16	milligrams per litre	CONDITIONS	4.4
Monthly	18-Jan-17	31-Jan-17	milligrams per litre		8.7
Monthly	01-Feb-17	17-Feb-17	milligrams per litre		4.6
Monthly	08-Mar-17	22-Mar-17	milligrams per litre		3.0
Monthly	05-Apr-17	24-Apr-17	milligrams per litre		3.4
Monthly	03-May-17	19-May-17	milligrams per litre		4.6



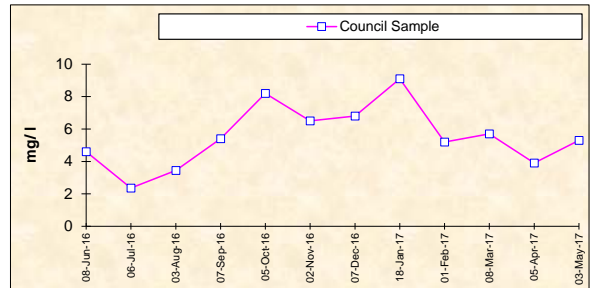
OIL AND GREASE

Frequency	Date Sample Obtained	Date Result Obtained	Unit Of Measurement	EPA Limit	Council Sample
Monthly	08-Jun-16	22-Jun-16	milligrams per litre	MONITORING	<1
Monthly	06-Jul-16	20-Jul-16	milligrams per litre		<1
Monthly	03-Aug-16	17-Aug-16	milligrams per litre		<1
Monthly	07-Sep-16	21-Sep-16	milligrams per litre		<1
Monthly	05-Oct-16	19-Oct-16	milligrams per litre		<1
Monthly	02-Nov-16	16-Nov-16	milligrams per litre		<1
Monthly	07-Dec-16	21-Dec-16	milligrams per litre	CONDITIONS	<1
Monthly	18-Jan-17	31-Jan-17	milligrams per litre		<1
Monthly	01-Feb-17	17-Feb-17	milligrams per litre		<1
Monthly	08-Mar-17	22-Mar-17	milligrams per litre		<1
Monthly	05-Apr-17	24-Apr-17	milligrams per litre		<1
Monthly	03-May-17	19-May-17	milligrams per litre		<1



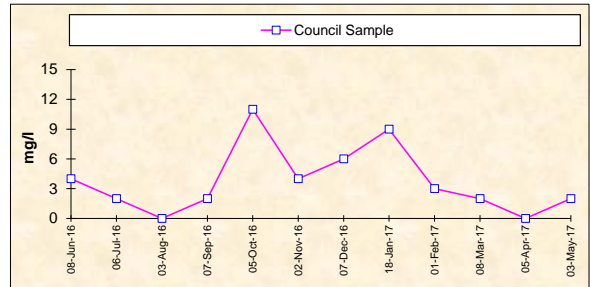
TOTAL PHOSPHORUS

Frequency	Date Sample Obtained	Date Result Obtained	Unit Of Measurement	EPA Limit	Council Sample
Monthly	08-Jun-16	22-Jun-16	milligrams per litre	MONITORING	4.6
Monthly	06-Jul-16	20-Jul-16	milligrams per litre		2.4
Monthly	03-Aug-16	17-Aug-16	milligrams per litre		3.5
Monthly	07-Sep-16	21-Sep-16	milligrams per litre		5.4
Monthly	05-Oct-16	19-Oct-16	milligrams per litre		8.2
Monthly	02-Nov-16	16-Nov-16	milligrams per litre		6.5
Monthly	07-Dec-16	21-Dec-16	milligrams per litre	CONDITIONS	6.8
Monthly	18-Jan-17	31-Jan-17	milligrams per litre		9.1
Monthly	01-Feb-17	17-Feb-17	milligrams per litre		5.2
Monthly	08-Mar-17	22-Mar-17	milligrams per litre		5.7
Monthly	05-Apr-17	24-Apr-17	milligrams per litre		3.9
Monthly	03-May-17	19-May-17	milligrams per litre		5.3



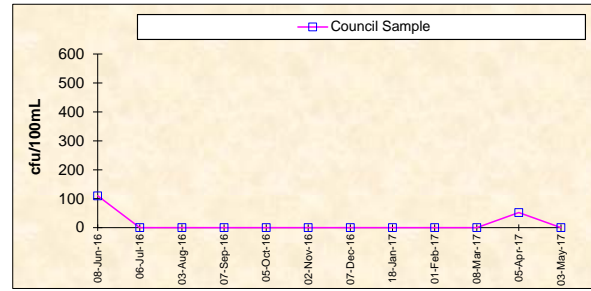
TOTAL SUSPENDED SOLIDS

Frequency	Date Sample Obtained	Date Result Obtained	Unit Of Measurement	EPA Limit	Council Sample
Monthly	08-Jun-16	22-Jun-16	milligrams per litre	MONITORING	4
Monthly	06-Jul-16	20-Jul-16	milligrams per litre		2
Monthly	03-Aug-16	17-Aug-16	milligrams per litre		<1
Monthly	07-Sep-16	21-Sep-16	milligrams per litre		2
Monthly	05-Oct-16	19-Oct-16	milligrams per litre		11
Monthly	02-Nov-16	16-Nov-16	milligrams per litre		4
Monthly	07-Dec-16	21-Dec-16	milligrams per litre	CONDITIONS	6
Monthly	18-Jan-17	31-Jan-17	milligrams per litre		9
Monthly	01-Feb-17	17-Feb-17	milligrams per litre		3
Monthly	08-Mar-17	22-Mar-17	milligrams per litre		2
Monthly	05-Apr-17	24-Apr-17	milligrams per litre		<1
Monthly	03-May-17	19-May-17	milligrams per litre		2



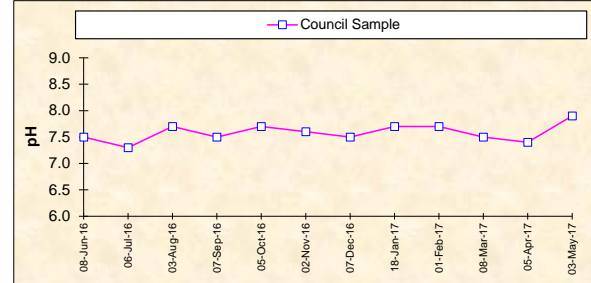
FAECAL COLIFORMS

Frequency	Date Sample Obtained	Date Result Obtained	Unit Of Measurement	EPA Limit	Council Sample
Monthly	08-Jun-16	22-Jun-16	colony forming units per 100 millilitres		110
Monthly	06-Jul-16	20-Jul-16	colony forming units per 100 millilitres		<1
Monthly	03-Aug-16	17-Aug-16	colony forming units per 100 millilitres		<1
Monthly	07-Sep-16	21-Sep-16	colony forming units per 100 millilitres	MONITORING	<1
Monthly	05-Oct-16	19-Oct-16	colony forming units per 100 millilitres		<1
Monthly	02-Nov-16	16-Nov-16	colony forming units per 100 millilitres		<1
Monthly	07-Dec-16	21-Dec-16	colony forming units per 100 millilitres	CONDITIONS	<1
Monthly	18-Jan-17	31-Jan-17	colony forming units per 100 millilitres		<1
Monthly	01-Feb-17	17-Feb-17	colony forming units per 100 millilitres		<1
Monthly	08-Mar-17	22-Mar-17	colony forming units per 100 millilitres		<1
Monthly	05-Apr-17	24-Apr-17	colony forming units per 100 millilitres		52
Monthly	03-May-17	19-May-17	colony forming units per 100 millilitres		<1



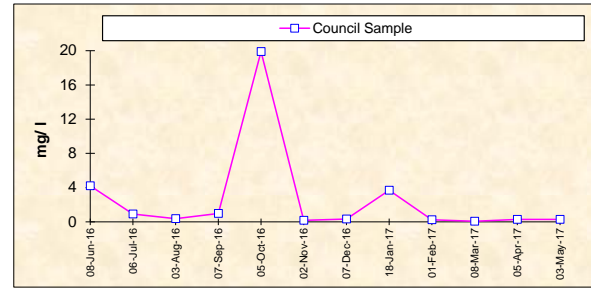
pH

Frequency	Date Sample Obtained	Date Result Obtained	Unit Of Measurement	EPA Limit	Council Sample
Monthly	08-Jun-16	22-Jun-16	pH		7.5
Monthly	06-Jul-16	20-Jul-16	pH		7.3
Monthly	03-Aug-16	17-Aug-16	pH		7.7
Monthly	07-Sep-16	21-Sep-16	pH	MONITORING	7.5
Monthly	05-Oct-16	19-Oct-16	pH		7.7
Monthly	02-Nov-16	16-Nov-16	pH		7.6
Monthly	07-Dec-16	21-Dec-16	pH	CONDITIONS	7.5
Monthly	18-Jan-17	31-Jan-17	pH		7.7
Monthly	01-Feb-17	17-Feb-17	pH		7.7
Monthly	08-Mar-17	22-Mar-17	pH		7.5
Monthly	05-Apr-17	24-Apr-17	pH		7.4
Monthly	03-May-17	19-May-17	pH		7.9



AMMONIA NITROGEN

Frequency	Date Sample Obtained	Date Result Obtained	Unit Of Measurement	EPA Limit	Council Sample
Monthly	08-Jun-16	22-Jun-16	milligrams per litre		4.20
Monthly	06-Jul-16	20-Jul-16	milligrams per litre		0.91
Monthly	03-Aug-16	17-Aug-16	milligrams per litre		0.36
Monthly	07-Sep-16	21-Sep-16	milligrams per litre	MONITORING	0.97
Monthly	05-Oct-16	19-Oct-16	milligrams per litre		19.90
Monthly	02-Nov-16	16-Nov-16	milligrams per litre		0.18
Monthly	07-Dec-16	21-Dec-16	milligrams per litre	CONDITIONS	0.32
Monthly	18-Jan-17	31-Jan-17	milligrams per litre		3.70
Monthly	01-Feb-17	17-Feb-17	milligrams per litre		0.24
Monthly	08-Mar-17	22-Mar-17	milligrams per litre		0.07
Monthly	05-Apr-17	24-Apr-17	milligrams per litre		0.29
Monthly	03-May-17	19-May-17	milligrams per litre		0.29





REMS Supply to Farms - Monitoring Summary

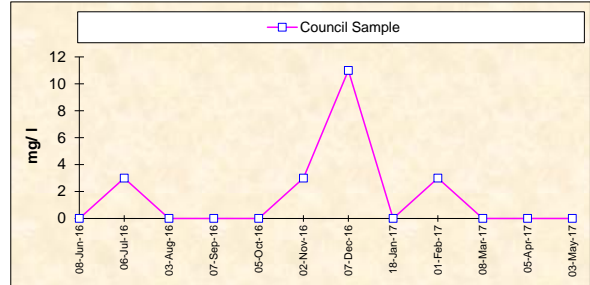
Licensee: Shoalhaven City Council, Shoalhaven Water, PO Box 42 Nowra 2541

Environment Protection License No. 2419

EPA ID No. 24

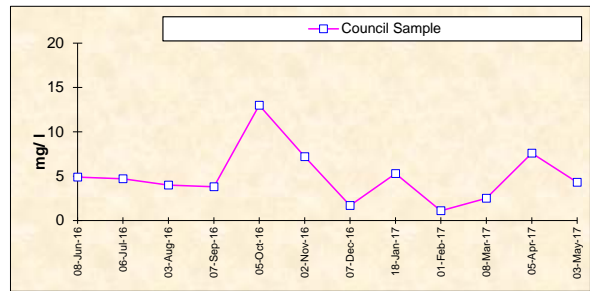
BOD

Frequency	Date Sample Obtained	Date Result Obtained	Unit Of Measurement	EPA Limit	Council Sample
Monthly	08-Jun-16	22-Jun-16	milligrams per litre	MONITORING	<2
Monthly	06-Jul-16	20-Jul-16	milligrams per litre		3
Monthly	03-Aug-16	17-Aug-16	milligrams per litre		<2
Monthly	07-Sep-16	21-Sep-16	milligrams per litre		<2
Monthly	05-Oct-16	19-Oct-16	milligrams per litre		<2
Monthly	02-Nov-16	16-Nov-16	milligrams per litre	CONDITION	3
Monthly	07-Dec-16	21-Dec-16	milligrams per litre		11
Monthly	18-Jan-17	31-Jan-17	milligrams per litre		<2
Monthly	01-Feb-17	17-Feb-17	milligrams per litre		3
Monthly	08-Mar-17	22-Mar-17	milligrams per litre		<2
Monthly	05-Apr-17	24-Apr-17	milligrams per litre	<2	
Monthly	03-May-17	19-May-17	milligrams per litre	<2	



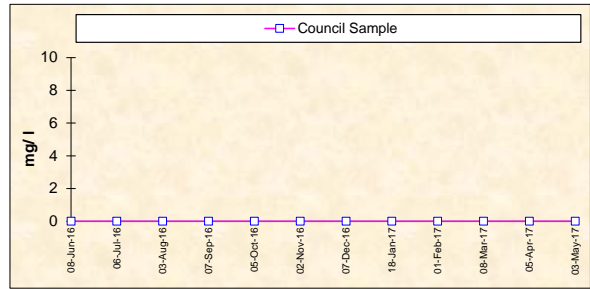
TOTAL NITROGEN

Frequency	Date Sample Obtained	Date Result Obtained	Unit Of Measurement	EPA Limit	Council Sample
Monthly	08-Jun-16	22-Jun-16	milligrams per litre	MONITORING	4.9
Monthly	06-Jul-16	20-Jul-16	milligrams per litre		4.7
Monthly	03-Aug-16	17-Aug-16	milligrams per litre		4.0
Monthly	07-Sep-16	21-Sep-16	milligrams per litre		3.8
Monthly	05-Oct-16	19-Oct-16	milligrams per litre		13.0
Monthly	02-Nov-16	16-Nov-16	milligrams per litre	CONDITION	7.2
Monthly	07-Dec-16	21-Dec-16	milligrams per litre		1.7
Monthly	18-Jan-17	31-Jan-17	milligrams per litre		5.3
Monthly	01-Feb-17	17-Feb-17	milligrams per litre		1.1
Monthly	08-Mar-17	22-Mar-17	milligrams per litre		2.5
Monthly	05-Apr-17	24-Apr-17	milligrams per litre	7.6	
Monthly	03-May-17	19-May-17	milligrams per litre	4.3	



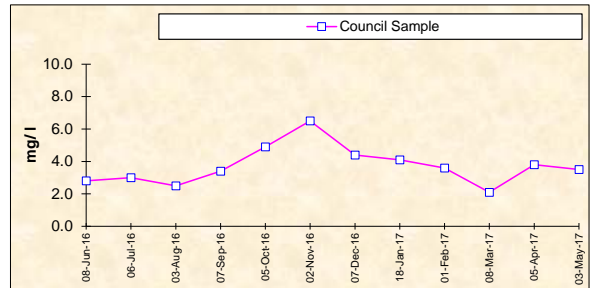
OIL AND GREASE

Frequency	Date Sample Obtained	Date Result Obtained	Unit Of Measurement	EPA Limit	Council Sample
Monthly	08-Jun-16	22-Jun-16	milligrams per litre	MONITORING	<1
Monthly	06-Jul-16	20-Jul-16	milligrams per litre		<1
Monthly	03-Aug-16	17-Aug-16	milligrams per litre		<1
Monthly	07-Sep-16	21-Sep-16	milligrams per litre		<1
Monthly	05-Oct-16	19-Oct-16	milligrams per litre		<1
Monthly	02-Nov-16	16-Nov-16	milligrams per litre	CONDITION	<1
Monthly	07-Dec-16	21-Dec-16	milligrams per litre		<1
Monthly	18-Jan-17	31-Jan-17	milligrams per litre		<1
Monthly	01-Feb-17	17-Feb-17	milligrams per litre		<1
Monthly	08-Mar-17	22-Mar-17	milligrams per litre		<1
Monthly	05-Apr-17	24-Apr-17	milligrams per litre	<1	
Monthly	03-May-17	19-May-17	milligrams per litre	<1	



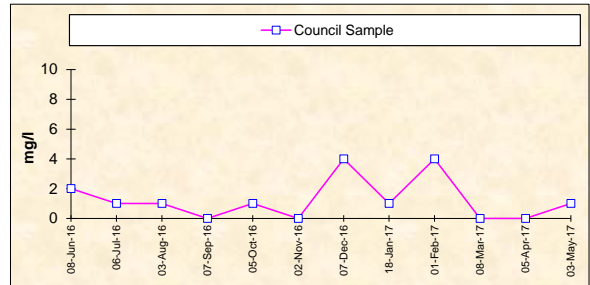
TOTAL PHOSPHORUS

Frequency	Date Sample Obtained	Date Result Obtained	Unit Of Measurement	EPA Limit	Council Sample
Monthly	08-Jun-16	22-Jun-16	milligrams per litre	MONITORING	2.8
Monthly	06-Jul-16	20-Jul-16	milligrams per litre		3.0
Monthly	03-Aug-16	17-Aug-16	milligrams per litre		2.5
Monthly	07-Sep-16	21-Sep-16	milligrams per litre		3.4
Monthly	05-Oct-16	19-Oct-16	milligrams per litre		4.9
Monthly	02-Nov-16	16-Nov-16	milligrams per litre	CONDITION	6.5
Monthly	07-Dec-16	21-Dec-16	milligrams per litre		4.4
Monthly	18-Jan-17	31-Jan-17	milligrams per litre		4.1
Monthly	01-Feb-17	17-Feb-17	milligrams per litre		3.6
Monthly	08-Mar-17	22-Mar-17	milligrams per litre		2.1
Monthly	05-Apr-17	24-Apr-17	milligrams per litre	3.8	
Monthly	03-May-17	19-May-17	milligrams per litre	3.5	



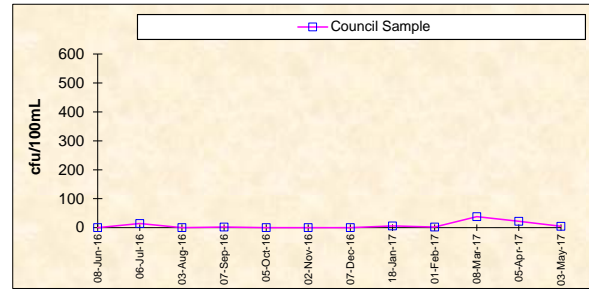
TOTAL SUSPENDED SOLIDS

Frequency	Date Sample Obtained	Date Result Obtained	Unit Of Measurement	EPA Limit	Council Sample
Monthly	08-Jun-16	22-Jun-16	milligrams per litre	MONITORING	2
Monthly	06-Jul-16	20-Jul-16	milligrams per litre		1
Monthly	03-Aug-16	17-Aug-16	milligrams per litre		1
Monthly	07-Sep-16	21-Sep-16	milligrams per litre		<1
Monthly	05-Oct-16	19-Oct-16	milligrams per litre		1
Monthly	02-Nov-16	16-Nov-16	milligrams per litre	CONDITION	<1
Monthly	07-Dec-16	21-Dec-16	milligrams per litre		4
Monthly	18-Jan-17	31-Jan-17	milligrams per litre		1
Monthly	01-Feb-17	17-Feb-17	milligrams per litre		4
Monthly	08-Mar-17	22-Mar-17	milligrams per litre		<1
Monthly	05-Apr-17	24-Apr-17	milligrams per litre	<1	
Monthly	03-May-17	19-May-17	milligrams per litre	1	



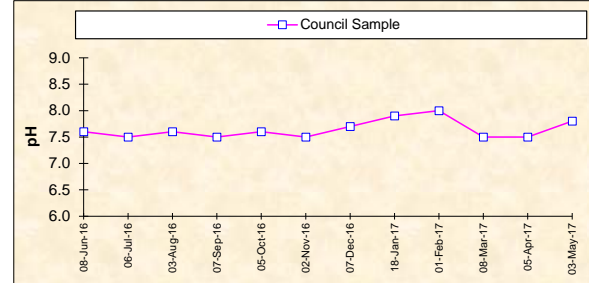
FAECAL COLIFORMS

Frequency	Date Sample Obtained	Date Result Obtained	Unit Of Measurement	EPA Limit	Council Sample	
Monthly	08-Jun-16	22-Jun-16	colony forming units per 100 millilitres	MONITORING	<1	
Monthly	06-Jul-16	20-Jul-16	colony forming units per 100 millilitres		14	
Monthly	03-Aug-16	17-Aug-16	colony forming units per 100 millilitres		<1	
Monthly	07-Sep-16	21-Sep-16	colony forming units per 100 millilitres		2	
Monthly	05-Oct-16	19-Oct-16	colony forming units per 100 millilitres		<1	
Monthly	02-Nov-16	16-Nov-16	colony forming units per 100 millilitres		<1	
Monthly	07-Dec-16	21-Dec-16	colony forming units per 100 millilitres		CONDITION	<1
Monthly	18-Jan-17	31-Jan-17	colony forming units per 100 millilitres			6
Monthly	01-Feb-17	17-Feb-17	colony forming units per 100 millilitres			2
Monthly	08-Mar-17	22-Mar-17	colony forming units per 100 millilitres			38
Monthly	05-Apr-17	24-Apr-17	colony forming units per 100 millilitres	22		
Monthly	03-May-17	19-May-17	colony forming units per 100 millilitres	5		



pH

Frequency	Date Sample Obtained	Date Result Obtained	Unit Of Measurement	EPA Limit	Council Sample
Monthly	08-Jun-16	22-Jun-16	pH	MONITORING	7.6
Monthly	06-Jul-16	20-Jul-16	pH		7.5
Monthly	03-Aug-16	17-Aug-16	pH		7.6
Monthly	07-Sep-16	21-Sep-16	pH		7.5
Monthly	05-Oct-16	19-Oct-16	pH		7.6
Monthly	02-Nov-16	16-Nov-16	pH	CONDITION	7.5
Monthly	07-Dec-16	21-Dec-16	pH		7.7
Monthly	18-Jan-17	31-Jan-17	pH		7.9
Monthly	01-Feb-17	17-Feb-17	pH		8.0
Monthly	08-Mar-17	22-Mar-17	pH		7.5
Monthly	05-Apr-17	24-Apr-17	pH		7.5
Monthly	03-May-17	19-May-17	pH		7.8



AMMONIA NITROGEN

Frequency	Date Sample Obtained	Date Result Obtained	Unit Of Measurement	EPA Limit	Council Sample
Monthly	08-Jun-16	22-Jun-16	milligrams per litre	MONITORING	0.10
Monthly	06-Jul-16	20-Jul-16	milligrams per litre		0.04
Monthly	03-Aug-16	17-Aug-16	milligrams per litre		0.01
Monthly	07-Sep-16	21-Sep-16	milligrams per litre		0.15
Monthly	05-Oct-16	19-Oct-16	milligrams per litre		9.66
Monthly	02-Nov-16	16-Nov-16	milligrams per litre	CONDITION	0.64
Monthly	07-Dec-16	21-Dec-16	milligrams per litre		0.34
Monthly	18-Jan-17	31-Jan-17	milligrams per litre		0.01
Monthly	01-Feb-17	17-Feb-17	milligrams per litre		0.01
Monthly	08-Mar-17	22-Mar-17	milligrams per litre		0.03
Monthly	05-Apr-17	24-Apr-17	milligrams per litre		0.44
Monthly	03-May-17	19-May-17	milligrams per litre		0.02

