

Sussex Inlet Wastewater Treatment Plant - Monitoring Summary

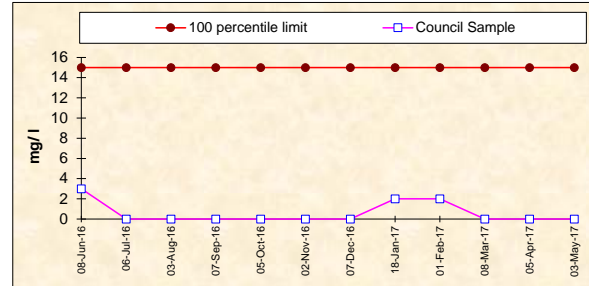
Licensee: Shoalhaven City Council, Shoalhaven Water, PO Box 42 Nowra 2541

Environment Protection License No. 3936

EPA ID No. 3

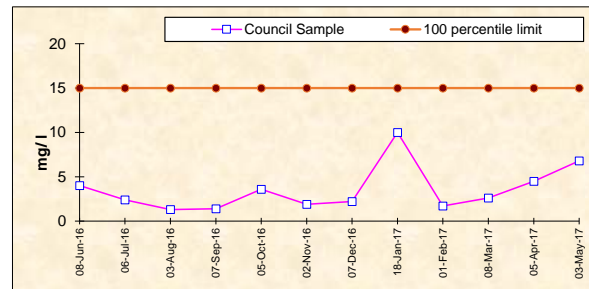
BOD

Frequency	Date Sample Obtained	Date Result Obtained	Unit Of Measurement	100 percentile limit	Council Sample
Monthly	08-Jun-16	22-Jun-16	milligrams per litre	15	3
Monthly	06-Jul-16	20-Jul-16	milligrams per litre	15	<2
Monthly	03-Aug-16	17-Aug-16	milligrams per litre	15	<2
Monthly	07-Sep-16	21-Sep-16	milligrams per litre	15	<2
Monthly	05-Oct-16	19-Oct-16	milligrams per litre	15	<2
Monthly	02-Nov-16	21-Nov-16	milligrams per litre	15	<2
Monthly	07-Dec-16	21-Dec-16	milligrams per litre	15	<2
Monthly	18-Jan-17	31-Jan-17	milligrams per litre	15	2
Monthly	01-Feb-17	17-Feb-17	milligrams per litre	15	2
Monthly	08-Mar-17	22-Mar-17	milligrams per litre	15	<2
Monthly	05-Apr-17	24-Apr-17	milligrams per litre	15	<2
Monthly	03-May-17	19-May-17	milligrams per litre	15	<2



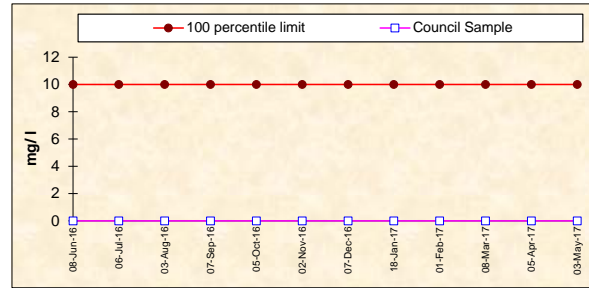
TOTAL NITROGEN

Frequency	Date Sample Obtained	Date Result Obtained	Unit Of Measurement	100 percentile limit	Council Sample
Monthly	08-Jun-16	22-Jun-16	milligrams per litre	15	4.0
Monthly	06-Jul-16	20-Jul-16	milligrams per litre	15	2.4
Monthly	03-Aug-16	17-Aug-16	milligrams per litre	15	1.3
Monthly	07-Sep-16	21-Sep-16	milligrams per litre	15	1.4
Monthly	05-Oct-16	19-Oct-16	milligrams per litre	15	3.6
Monthly	02-Nov-16	21-Nov-16	milligrams per litre	15	1.9
Monthly	07-Dec-16	21-Dec-16	milligrams per litre	15	2.2
Monthly	18-Jan-17	31-Jan-17	milligrams per litre	15	10.0
Monthly	01-Feb-17	17-Feb-17	milligrams per litre	15	1.7
Monthly	08-Mar-17	22-Mar-17	milligrams per litre	15	2.6
Monthly	05-Apr-17	24-Apr-17	milligrams per litre	15	4.5
Monthly	03-May-17	19-May-17	milligrams per litre	15	6.8



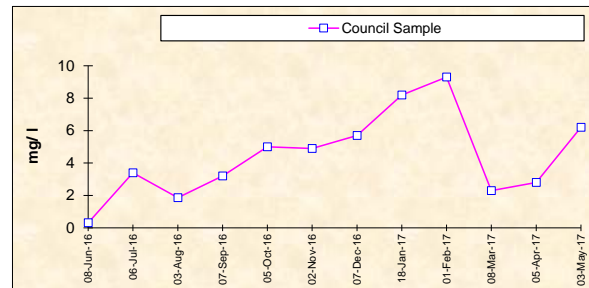
OIL AND GREASE

Frequency	Date Sample Obtained	Date Result Obtained	Unit Of Measurement	100 percentile limit	Council Sample
Monthly	08-Jun-16	22-Jun-16	milligrams per litre	10	<1
Monthly	06-Jul-16	20-Jul-16	milligrams per litre	10	<1
Monthly	03-Aug-16	17-Aug-16	milligrams per litre	10	<1
Monthly	07-Sep-16	21-Sep-16	milligrams per litre	10	<1
Monthly	05-Oct-16	19-Oct-16	milligrams per litre	10	<1
Monthly	02-Nov-16	21-Nov-16	milligrams per litre	10	<1
Monthly	07-Dec-16	21-Dec-16	milligrams per litre	10	<1
Monthly	18-Jan-17	31-Jan-17	milligrams per litre	10	<1
Monthly	01-Feb-17	17-Feb-17	milligrams per litre	10	<1
Monthly	08-Mar-17	22-Mar-17	milligrams per litre	10	<1
Monthly	05-Apr-17	24-Apr-17	milligrams per litre	10	<1
Monthly	03-May-17	19-May-17	milligrams per litre	10	<1



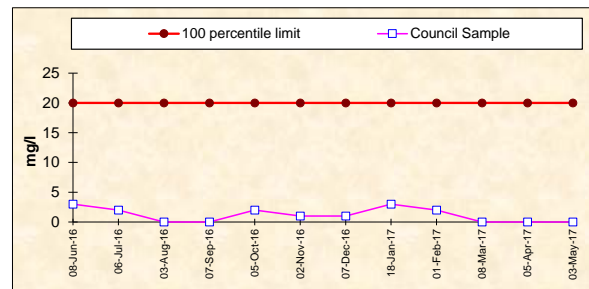
TOTAL PHOSPHORUS

Frequency	Date Sample Obtained	Date Result Obtained	Unit Of Measurement	EPA Limit	Council Sample
Monthly	08-Jun-16	22-Jun-16	milligrams per litre	MONITORING CONDITIONS	0.3
Monthly	06-Jul-16	20-Jul-16	milligrams per litre		3.4
Monthly	03-Aug-16	17-Aug-16	milligrams per litre		1.9
Monthly	07-Sep-16	21-Sep-16	milligrams per litre		3.2
Monthly	05-Oct-16	19-Oct-16	milligrams per litre		5.0
Monthly	02-Nov-16	21-Nov-16	milligrams per litre		4.9
Monthly	07-Dec-16	21-Dec-16	milligrams per litre		5.7
Monthly	18-Jan-17	31-Jan-17	milligrams per litre		8.2
Monthly	01-Feb-17	17-Feb-17	milligrams per litre		9.3
Monthly	08-Mar-17	22-Mar-17	milligrams per litre		2.3
Monthly	05-Apr-17	24-Apr-17	milligrams per litre		2.8
Monthly	03-May-17	19-May-17	milligrams per litre		6.2



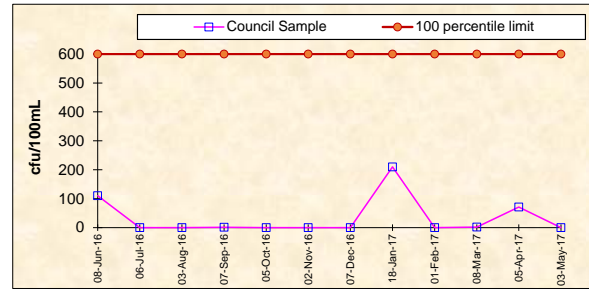
TOTAL SUSPENDED SOLIDS

Frequency	Date Sample Obtained	Date Result Obtained	Unit Of Measurement	100 percentile limit	Council Sample
Monthly	08-Jun-16	22-Jun-16	milligrams per litre	20	3
Monthly	06-Jul-16	20-Jul-16	milligrams per litre	20	2
Monthly	03-Aug-16	17-Aug-16	milligrams per litre	20	<1
Monthly	07-Sep-16	21-Sep-16	milligrams per litre	20	<1
Monthly	05-Oct-16	19-Oct-16	milligrams per litre	20	2
Monthly	02-Nov-16	21-Nov-16	milligrams per litre	20	1
Monthly	07-Dec-16	21-Dec-16	milligrams per litre	20	1
Monthly	18-Jan-17	31-Jan-17	milligrams per litre	20	3
Monthly	01-Feb-17	17-Feb-17	milligrams per litre	20	2
Monthly	08-Mar-17	22-Mar-17	milligrams per litre	20	<1
Monthly	05-Apr-17	24-Apr-17	milligrams per litre	20	<1
Monthly	03-May-17	19-May-17	milligrams per litre	20	<1



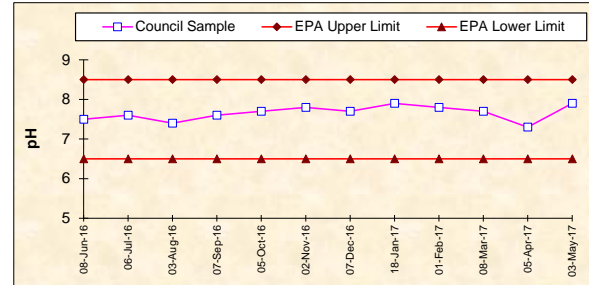
FAECAL COLIFORMS

Frequency	Date Sample Obtained	Date Result Obtained	Unit Of Measurement	100 percentile limit	Council Sample
Monthly	08-Jun-16	22-Jun-16	colony forming units per 100 millilitres	600	110
Monthly	06-Jul-16	20-Jul-16	colony forming units per 100 millilitres	600	<1
Monthly	03-Aug-16	17-Aug-16	colony forming units per 100 millilitres	600	<1
Monthly	07-Sep-16	21-Sep-16	colony forming units per 100 millilitres	600	1
Monthly	05-Oct-16	19-Oct-16	colony forming units per 100 millilitres	600	<1
Monthly	02-Nov-16	21-Nov-16	colony forming units per 100 millilitres	600	<1
Monthly	07-Dec-16	21-Dec-16	colony forming units per 100 millilitres	600	<1
Monthly	18-Jan-17	31-Jan-17	colony forming units per 100 millilitres	600	210
Monthly	01-Feb-17	17-Feb-17	colony forming units per 100 millilitres	600	<1
Monthly	08-Mar-17	22-Mar-17	colony forming units per 100 millilitres	600	2
Monthly	05-Apr-17	24-Apr-17	colony forming units per 100 millilitres	600	71
Monthly	03-May-17	19-May-17	colony forming units per 100 millilitres	600	<1



pH

Frequency	Date Sample Obtained	Date Result Obtained	Unit Of Measurement	100 percentile limit	Council Sample
Monthly	08-Jun-16	22-Jun-16	pH	6.5-8.5	7.5
Monthly	06-Jul-16	20-Jul-16	pH	6.5-8.5	7.6
Monthly	03-Aug-16	17-Aug-16	pH	6.5-8.5	7.4
Monthly	07-Sep-16	21-Sep-16	pH	6.5-8.5	7.6
Monthly	05-Oct-16	19-Oct-16	pH	6.5-8.5	7.7
Monthly	02-Nov-16	21-Nov-16	pH	6.5-8.5	7.8
Monthly	07-Dec-16	21-Dec-16	pH	6.5-8.5	7.7
Monthly	18-Jan-17	31-Jan-17	pH	6.5-8.5	7.9
Monthly	01-Feb-17	17-Feb-17	pH	6.5-8.5	7.8
Monthly	08-Mar-17	22-Mar-17	pH	6.5-8.5	7.7
Monthly	05-Apr-17	24-Apr-17	pH	6.5-8.5	7.3
Monthly	03-May-17	19-May-17	pH	6.5-8.5	7.9



AMMONIA NITROGEN

Frequency	Date Sample Obtained	Date Result Obtained	Unit Of Measurement	100 percentile limit	Council Sample
Monthly	08-Jun-16	22-Jun-16	milligrams per litre	5	0.16
Monthly	06-Jul-16	20-Jul-16	milligrams per litre	5	0.04
Monthly	03-Aug-16	17-Aug-16	milligrams per litre	5	0.10
Monthly	07-Sep-16	21-Sep-16	milligrams per litre	5	0.08
Monthly	05-Oct-16	19-Oct-16	milligrams per litre	5	0.53
Monthly	02-Nov-16	21-Nov-16	milligrams per litre	5	0.10
Monthly	07-Dec-16	21-Dec-16	milligrams per litre	5	0.42
Monthly	18-Jan-17	31-Jan-17	milligrams per litre	5	0.31
Monthly	01-Feb-17	17-Feb-17	milligrams per litre	5	0.35
Monthly	08-Mar-17	22-Mar-17	milligrams per litre	5	0.03
Monthly	05-Apr-17	24-Apr-17	milligrams per litre	5	0.05
Monthly	03-May-17	19-May-17	milligrams per litre	5	0.12

