

Ulladulla Wastewater Treatment Plant - Monitoring Summary

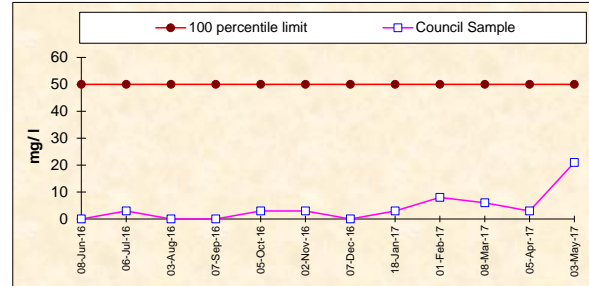
Licensee: Shoalhaven City Council, Shoalhaven Water, PO Box 42 Nowra 2541

Environment Protection License No. 446

EPA ID No. 5

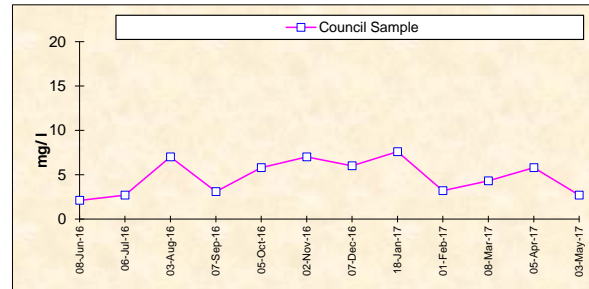
BOD

Frequency	Date Sample Obtained	Date Result Obtained	Unit Of Measurement	100 percentile limit	Council Sample
Monthly	08-Jun-16	22-Jun-16	milligrams per litre	50	<2
Monthly	06-Jul-16	20-Jul-16	milligrams per litre	50	3
Monthly	03-Aug-16	17-Aug-16	milligrams per litre	50	<2
Monthly	07-Sep-16	21-Sep-16	milligrams per litre	50	<2
Monthly	05-Oct-16	19-Oct-16	milligrams per litre	50	3
Monthly	02-Nov-16	21-Nov-16	milligrams per litre	50	3
Monthly	07-Dec-16	21-Dec-16	milligrams per litre	50	<2
Monthly	18-Jan-17	31-Jan-17	milligrams per litre	50	3
Monthly	01-Feb-17	17-Feb-17	milligrams per litre	50	8
Monthly	08-Mar-17	22-Mar-17	milligrams per litre	50	6
Monthly	05-Apr-17	24-Apr-17	milligrams per litre	50	3
Monthly	03-May-17	19-May-17	milligrams per litre	50	21



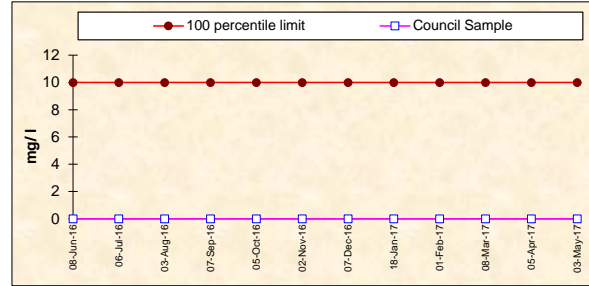
TOTAL NITROGEN

Frequency	Date Sample Obtained	Date Result Obtained	Unit Of Measurement	100 percentile limit	Council Sample	
Monthly	08-Jun-16	22-Jun-16	milligrams per litre	MONITORING	2.1	
Monthly	06-Jul-16	20-Jul-16	milligrams per litre		2.7	
Monthly	03-Aug-16	17-Aug-16	milligrams per litre		7.0	
Monthly	07-Sep-16	21-Sep-16	milligrams per litre		3.1	
Monthly	05-Oct-16	19-Oct-16	milligrams per litre		5.8	
Monthly	02-Nov-16	21-Nov-16	milligrams per litre		CONDITION	7.0
Monthly	07-Dec-16	21-Dec-16	milligrams per litre			6.0
Monthly	18-Jan-17	31-Jan-17	milligrams per litre			7.6
Monthly	01-Feb-17	17-Feb-17	milligrams per litre			3.2
Monthly	08-Mar-17	22-Mar-17	milligrams per litre			4.3
Monthly	05-Apr-17	24-Apr-17	milligrams per litre			5.8
Monthly	03-May-17	19-May-17	milligrams per litre			2.7



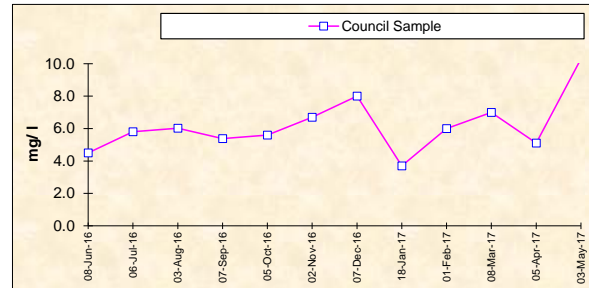
OIL AND GREASE

Frequency	Date Sample Obtained	Date Result Obtained	Unit Of Measurement	100 percentile limit	Council Sample
Monthly	08-Jun-16	22-Jun-16	milligrams per litre	10	<1
Monthly	06-Jul-16	20-Jul-16	milligrams per litre	10	<1
Monthly	03-Aug-16	17-Aug-16	milligrams per litre	10	<1
Monthly	07-Sep-16	21-Sep-16	milligrams per litre	10	<1
Monthly	05-Oct-16	19-Oct-16	milligrams per litre	10	<1
Monthly	02-Nov-16	21-Nov-16	milligrams per litre	10	<1
Monthly	07-Dec-16	21-Dec-16	milligrams per litre	10	<1
Monthly	18-Jan-17	31-Jan-17	milligrams per litre	10	<1
Monthly	01-Feb-17	17-Feb-17	milligrams per litre	10	<1
Monthly	08-Mar-17	22-Mar-17	milligrams per litre	10	<1
Monthly	05-Apr-17	24-Apr-17	milligrams per litre	10	<1
Monthly	03-May-17	19-May-17	milligrams per litre	10	<1



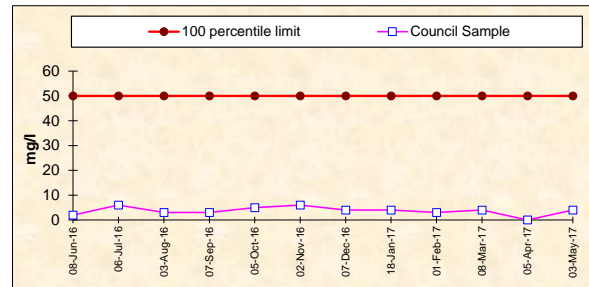
TOTAL PHOSPHORUS

Frequency	Date Sample Obtained	Date Result Obtained	Unit Of Measurement	100 percentile limit	Council Sample	
Monthly	08-Jun-16	22-Jun-16	milligrams per litre	MONITORING	4.5	
Monthly	06-Jul-16	20-Jul-16	milligrams per litre		5.8	
Monthly	03-Aug-16	17-Aug-16	milligrams per litre		6.0	
Monthly	07-Sep-16	21-Sep-16	milligrams per litre		5.4	
Monthly	05-Oct-16	19-Oct-16	milligrams per litre		5.6	
Monthly	02-Nov-16	21-Nov-16	milligrams per litre		CONDITION	6.7
Monthly	07-Dec-16	21-Dec-16	milligrams per litre			8.0
Monthly	18-Jan-17	31-Jan-17	milligrams per litre			3.7
Monthly	01-Feb-17	17-Feb-17	milligrams per litre			6.0
Monthly	08-Mar-17	22-Mar-17	milligrams per litre			7.0
Monthly	05-Apr-17	24-Apr-17	milligrams per litre			5.1
Monthly	03-May-17	19-May-17	milligrams per litre			10.3



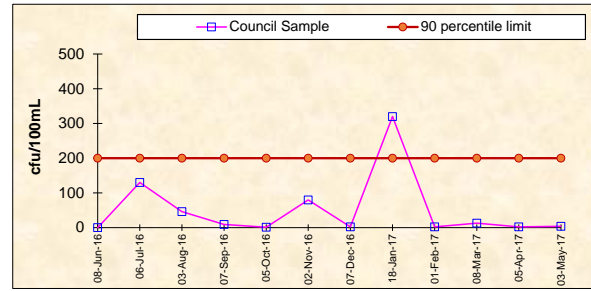
TOTAL SUSPENDED SOLIDS

Frequency	Date Sample Obtained	Date Result Obtained	Unit Of Measurement	100 percentile limit	Council Sample
Monthly	08-Jun-16	22-Jun-16	milligrams per litre	50	2
Monthly	06-Jul-16	20-Jul-16	milligrams per litre	50	6
Monthly	03-Aug-16	17-Aug-16	milligrams per litre	50	3
Monthly	07-Sep-16	21-Sep-16	milligrams per litre	50	3
Monthly	05-Oct-16	19-Oct-16	milligrams per litre	50	5
Monthly	02-Nov-16	21-Nov-16	milligrams per litre	50	6
Monthly	07-Dec-16	21-Dec-16	milligrams per litre	50	4
Monthly	18-Jan-17	31-Jan-17	milligrams per litre	50	4
Monthly	01-Feb-17	17-Feb-17	milligrams per litre	50	3
Monthly	08-Mar-17	22-Mar-17	milligrams per litre	50	4
Monthly	05-Apr-17	24-Apr-17	milligrams per litre	50	<1
Monthly	03-May-17	19-May-17	milligrams per litre	50	4



FAECAL COLIFORMS

Frequency	Date Sample Obtained	Date Result Obtained	Unit Of Measurement	90 percentile limit	Council Sample
Special Frequency 1	08-Jun-16	22-Jun-16	colony forming units per 100 millilitres	200	<1
Special Frequency 1	06-Jul-16	20-Jul-16	colony forming units per 100 millilitres	200	130
Special Frequency 1	03-Aug-16	17-Aug-16	colony forming units per 100 millilitres	200	46
Special Frequency 1	07-Sep-16	21-Sep-16	colony forming units per 100 millilitres	200	9
Special Frequency 1	05-Oct-16	19-Oct-16	colony forming units per 100 millilitres	200	1
Special Frequency 1	02-Nov-16	21-Nov-16	colony forming units per 100 millilitres	200	80
Special Frequency 1	07-Dec-16	21-Dec-16	colony forming units per 100 millilitres	200	2
Special Frequency 1	18-Jan-17	31-Jan-17	colony forming units per 100 millilitres	200	320
Special Frequency 1	01-Feb-17	17-Feb-17	colony forming units per 100 millilitres	200	2
Special Frequency 1	08-Mar-17	22-Mar-17	colony forming units per 100 millilitres	200	13
Special Frequency 1	05-Apr-17	24-Apr-17	colony forming units per 100 millilitres	200	2
Special Frequency 1	03-May-17	19-May-17	colony forming units per 100 millilitres	200	4



ENTEROCOCCI

Frequency	Date Sample Obtained	Date Result Obtained	Unit Of Measurement	90th percentile limit	Council Sample
Special Frequency 1	08-Jun-16	22-Jun-16	colony forming units per 100 millilitres	MONITORING	<1
Special Frequency 1	06-Jul-16	20-Jul-16	colony forming units per 100 millilitres		32
Special Frequency 1	03-Aug-16	17-Aug-16	colony forming units per 100 millilitres		26
Special Frequency 1	07-Sep-16	21-Sep-16	colony forming units per 100 millilitres		6
Special Frequency 1	05-Oct-16	19-Oct-16	colony forming units per 100 millilitres		<1
Special Frequency 1	02-Nov-16	21-Nov-16	colony forming units per 100 millilitres		26
Special Frequency 1	07-Dec-16	21-Dec-16	colony forming units per 100 millilitres	CONDITION	15
Special Frequency 1	18-Jan-17	31-Jan-17	colony forming units per 100 millilitres		130
Special Frequency 1	01-Feb-17	17-Feb-17	colony forming units per 100 millilitres		<1
Special Frequency 1	08-Mar-17	22-Mar-17	colony forming units per 100 millilitres		3
Special Frequency 1	05-Apr-17	24-Apr-17	colony forming units per 100 millilitres		1
Special Frequency 1	03-May-17	19-May-17	colony forming units per 100 millilitres		20

