

## Kangaroo Valley Wastewater Treatment Plant - Monitoring Summary

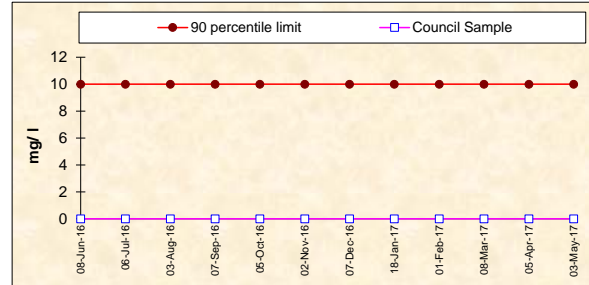
Licensee: Shoalhaven City Council, Shoalhaven Water, PO Box 42 Nowra 2541

Environment Protection License No. 20244

EPA ID No. 3

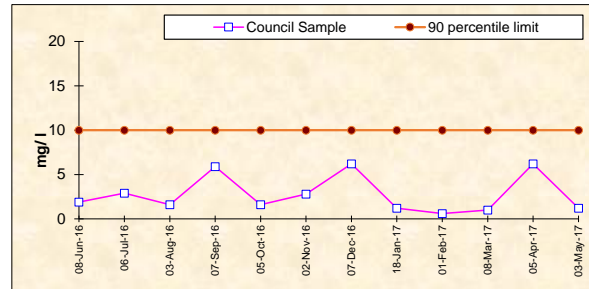
### BOD

Frequency	Date Sample Obtained	Date Result Obtained	Unit Of Measurement	90 percentile limit	Council Sample
Monthly	08-Jun-16	22-Jun-16	milligrams per litre	10	<2
Monthly	06-Jul-16	20-Jul-16	milligrams per litre	10	<2
Monthly	03-Aug-16	17-Aug-16	milligrams per litre	10	<2
Monthly	07-Sep-16	21-Sep-16	milligrams per litre	10	<2
Monthly	05-Oct-16	19-Oct-16	milligrams per litre	10	<2
Monthly	02-Nov-16	21-Nov-16	milligrams per litre	10	<2
Monthly	07-Dec-16	21-Dec-16	milligrams per litre	10	<2
Monthly	18-Jan-17	31-Jan-17	milligrams per litre	10	<2
Monthly	01-Feb-17	17-Feb-17	milligrams per litre	10	<2
Monthly	08-Mar-17	22-Mar-17	milligrams per litre	10	<2
Monthly	05-Apr-17	24-Apr-17	milligrams per litre	10	<2
Monthly	03-May-17	19-May-17	milligrams per litre	10	<2



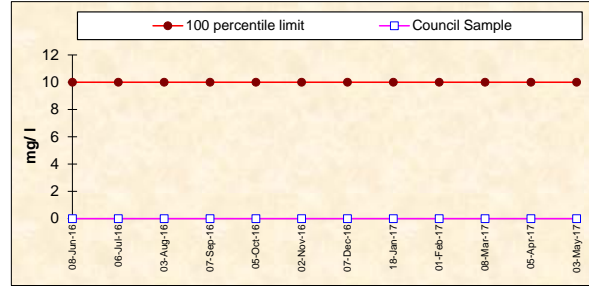
### TOTAL NITROGEN

Frequency	Date Sample Obtained	Date Result Obtained	Unit Of Measurement	90 percentile limit	Council Sample
Monthly	08-Jun-16	22-Jun-16	milligrams per litre	10	1.9
Monthly	06-Jul-16	20-Jul-16	milligrams per litre	10	2.9
Monthly	03-Aug-16	17-Aug-16	milligrams per litre	10	1.6
Monthly	07-Sep-16	21-Sep-16	milligrams per litre	10	5.9
Monthly	05-Oct-16	19-Oct-16	milligrams per litre	10	1.6
Monthly	02-Nov-16	21-Nov-16	milligrams per litre	10	2.8
Monthly	07-Dec-16	21-Dec-16	milligrams per litre	10	6.2
Monthly	18-Jan-17	31-Jan-17	milligrams per litre	10	1.2
Monthly	01-Feb-17	17-Feb-17	milligrams per litre	10	0.6
Monthly	08-Mar-17	22-Mar-17	milligrams per litre	10	1.0
Monthly	05-Apr-17	24-Apr-17	milligrams per litre	10	6.2
Monthly	03-May-17	19-May-17	milligrams per litre	10	1.2



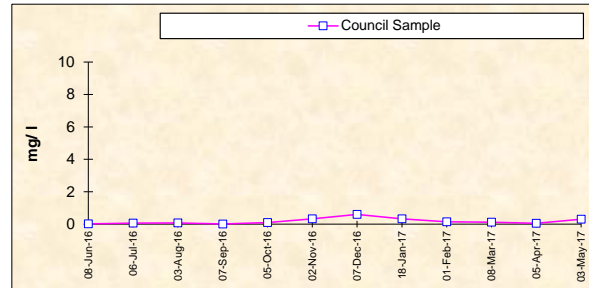
### OIL AND GREASE

Frequency	Date Sample Obtained	Date Result Obtained	Unit Of Measurement	100 percentile limit	Council Sample
Monthly	08-Jun-16	22-Jun-16	milligrams per litre	10	<1
Monthly	06-Jul-16	20-Jul-16	milligrams per litre	10	<1
Monthly	03-Aug-16	17-Aug-16	milligrams per litre	10	<1
Monthly	07-Sep-16	21-Sep-16	milligrams per litre	10	<1
Monthly	05-Oct-16	19-Oct-16	milligrams per litre	10	<1
Monthly	02-Nov-16	21-Nov-16	milligrams per litre	10	<1
Monthly	07-Dec-16	21-Dec-16	milligrams per litre	10	<1
Monthly	18-Jan-17	31-Jan-17	milligrams per litre	10	<1
Monthly	01-Feb-17	17-Feb-17	milligrams per litre	10	<1
Monthly	08-Mar-17	22-Mar-17	milligrams per litre	10	<1
Monthly	05-Apr-17	24-Apr-17	milligrams per litre	10	<1
Monthly	03-May-17	19-May-17	milligrams per litre	10	<1



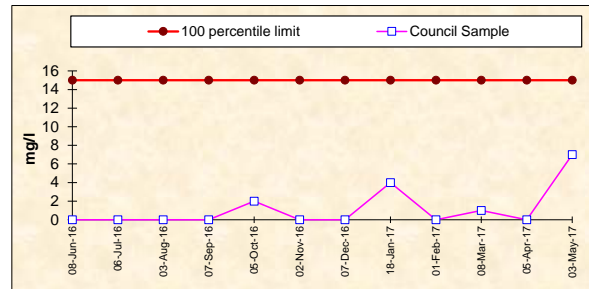
### TOTAL PHOSPHORUS

Frequency	Date Sample Obtained	Date Result Obtained	Unit Of Measurement	100 percentile limit	Council Sample	
Monthly	08-Jun-16	22-Jun-16	milligrams per litre	MONITORING	0.02	
Monthly	06-Jul-16	20-Jul-16	milligrams per litre		0.06	
Monthly	03-Aug-16	17-Aug-16	milligrams per litre		0.07	
Monthly	07-Sep-16	21-Sep-16	milligrams per litre		0.01	
Monthly	05-Oct-16	19-Oct-16	milligrams per litre		0.10	
Monthly	02-Nov-16	21-Nov-16	milligrams per litre		0.33	
Monthly	07-Dec-16	21-Dec-16	milligrams per litre		CONDITION	0.60
Monthly	18-Jan-17	31-Jan-17	milligrams per litre			0.33
Monthly	01-Feb-17	17-Feb-17	milligrams per litre			0.14
Monthly	08-Mar-17	22-Mar-17	milligrams per litre			0.12
Monthly	05-Apr-17	24-Apr-17	milligrams per litre			0.05
Monthly	03-May-17	19-May-17	milligrams per litre			0.30



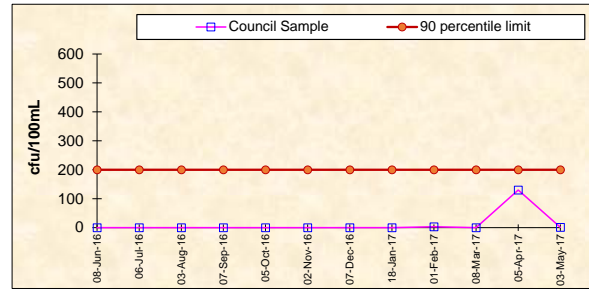
### TOTAL SUSPENDED SOLIDS

Frequency	Date Sample Obtained	Date Result Obtained	Unit Of Measurement	100 percentile limit	Council Sample
Monthly	08-Jun-16	22-Jun-16	milligrams per litre	15	<1
Monthly	06-Jul-16	20-Jul-16	milligrams per litre	15	<1
Monthly	03-Aug-16	17-Aug-16	milligrams per litre	15	<1
Monthly	07-Sep-16	21-Sep-16	milligrams per litre	15	<1
Monthly	05-Oct-16	19-Oct-16	milligrams per litre	15	2
Monthly	02-Nov-16	21-Nov-16	milligrams per litre	15	<1
Monthly	07-Dec-16	21-Dec-16	milligrams per litre	15	<1
Monthly	18-Jan-17	31-Jan-17	milligrams per litre	15	4
Monthly	01-Feb-17	17-Feb-17	milligrams per litre	15	<1
Monthly	08-Mar-17	22-Mar-17	milligrams per litre	15	1
Monthly	05-Apr-17	24-Apr-17	milligrams per litre	15	<1
Monthly	03-May-17	19-May-17	milligrams per litre	15	7



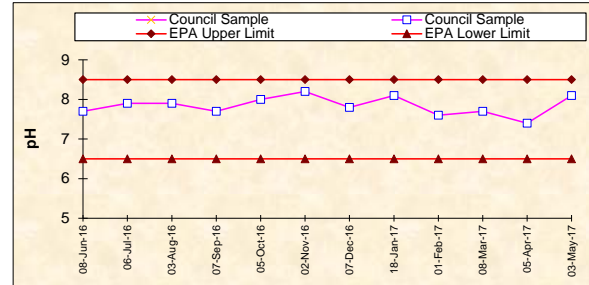
## FAECAL COLIFORMS

Frequency	Date Sample Obtained	Date Result Obtained	Unit Of Measurement	90 percentile limit	Council Sample
Monthly	08-Jun-16	22-Jun-16	colony forming units per 100 millilitres	200	<1
Monthly	06-Jul-16	20-Jul-16	colony forming units per 100 millilitres	200	<1
Monthly	03-Aug-16	17-Aug-16	colony forming units per 100 millilitres	200	<1
Monthly	07-Sep-16	21-Sep-16	colony forming units per 100 millilitres	200	<1
Monthly	05-Oct-16	19-Oct-16	colony forming units per 100 millilitres	200	<1
Monthly	02-Nov-16	21-Nov-16	colony forming units per 100 millilitres	200	<1
Monthly	07-Dec-16	21-Dec-16	colony forming units per 100 millilitres	200	<1
Monthly	18-Jan-17	31-Jan-17	colony forming units per 100 millilitres	200	<1
Monthly	01-Feb-17	17-Feb-17	colony forming units per 100 millilitres	200	3
Monthly	08-Mar-17	22-Mar-17	colony forming units per 100 millilitres	200	<1
Monthly	05-Apr-17	24-Apr-17	colony forming units per 100 millilitres	200	130
Monthly	03-May-17	19-May-17	colony forming units per 100 millilitres	200	1



## pH

Frequency	Date Sample Obtained	Date Result Obtained	Unit Of Measurement	100 percentile limit	Council Sample
Monthly	08-Jun-16	22-Jun-16	pH	6.5-8.5	7.7
Monthly	06-Jul-16	20-Jul-16	pH	6.5-8.5	7.9
Monthly	03-Aug-16	17-Aug-16	pH	6.5-8.5	7.9
Monthly	07-Sep-16	21-Sep-16	pH	6.5-8.5	7.7
Monthly	05-Oct-16	19-Oct-16	pH	6.5-8.5	8.0
Monthly	02-Nov-16	21-Nov-16	pH	6.5-8.5	8.2
Monthly	07-Dec-16	21-Dec-16	pH	6.5-8.5	7.8
Monthly	18-Jan-17	31-Jan-17	pH	6.5-8.5	8.1
Monthly	01-Feb-17	17-Feb-17	pH	6.5-8.5	7.6
Monthly	08-Mar-17	22-Mar-17	pH	6.5-8.5	7.7
Monthly	05-Apr-17	24-Apr-17	pH	6.5-8.5	7.4
Monthly	03-May-17	19-May-17	pH	6.5-8.5	8.1



## AMMONIA NITROGEN

Frequency	Date Sample Obtained	Date Result Obtained	Unit Of Measurement	90 percentile limit	Council Sample
Monthly	08-Jun-16	22-Jun-16	milligrams per litre	2	0.14
Monthly	06-Jul-16	20-Jul-16	milligrams per litre	2	0.80
Monthly	03-Aug-16	17-Aug-16	milligrams per litre	2	0.36
Monthly	07-Sep-16	21-Sep-16	milligrams per litre	2	0.03
Monthly	05-Oct-16	19-Oct-16	milligrams per litre	2	0.01
Monthly	02-Nov-16	21-Nov-16	milligrams per litre	2	0.01
Monthly	07-Dec-16	21-Dec-16	milligrams per litre	2	0.02
Monthly	18-Jan-17	31-Jan-17	milligrams per litre	2	0.03
Monthly	01-Feb-17	17-Feb-17	milligrams per litre	2	0.03
Monthly	08-Mar-17	22-Mar-17	milligrams per litre	2	0.04
Monthly	05-Apr-17	24-Apr-17	milligrams per litre	2	2.58
Monthly	03-May-17	19-May-17	milligrams per litre	2	0.03

