

ANNUAL COMMUNITY REPORT

2016 - 2017



About This Report

The Shoalhaven City Council's Community Report provides a snapshot of the activities and actions undertaken by Council during the 2016 - 2017 financial year.

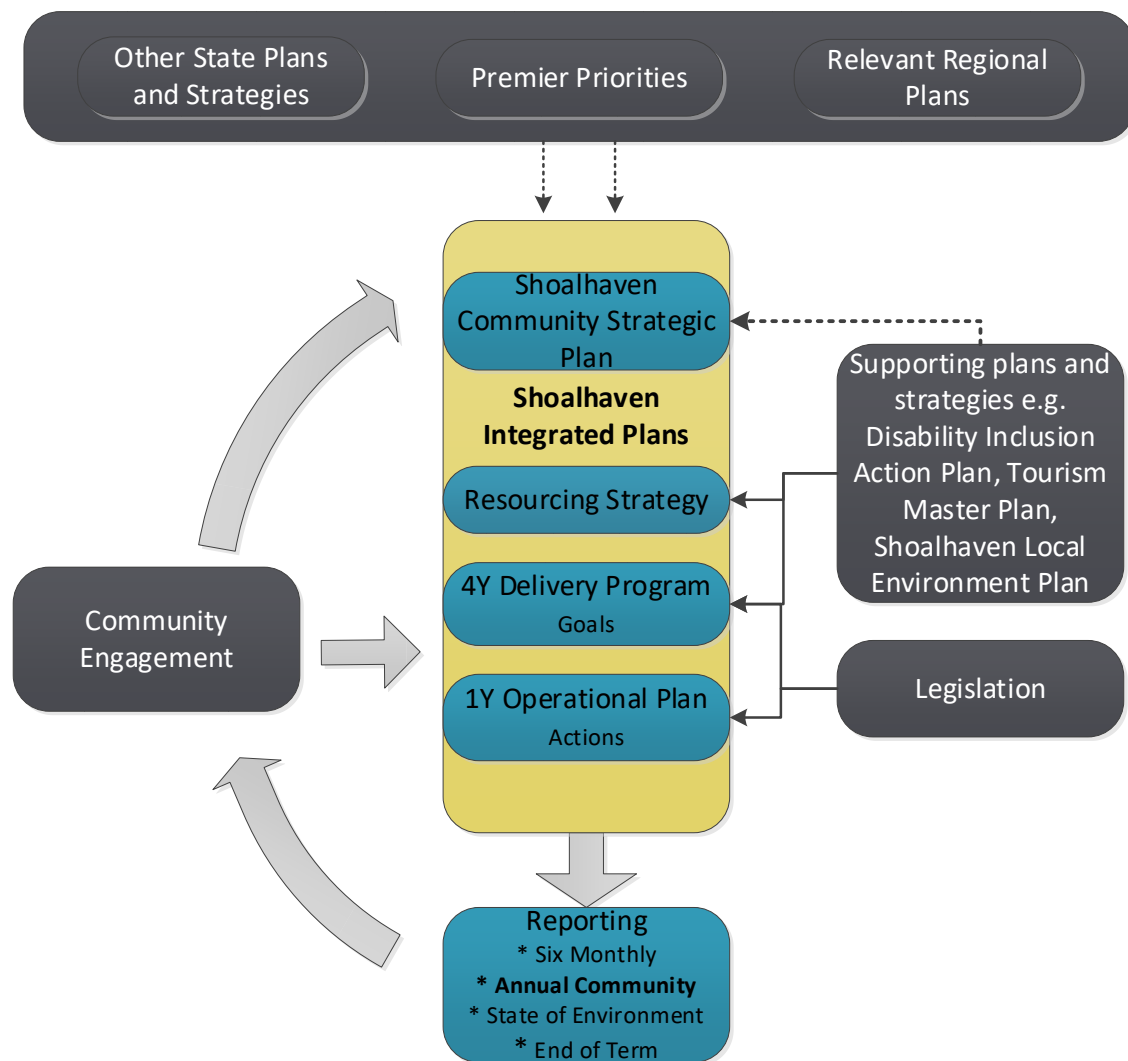
Through achievement of the Community Strategic Plan Objectives Council is working to make the Shoalhaven an even better place to live, work, stay and play.

The report is divided into several areas:

- Our Shoalhaven – Councillors and senior staff
- Key highlights for financial year 2016/17
- Corporate Governance information including: statutory requirements; strategic indicators; State of Environment reporting and audited financial statements

Council's Annual Community Report is part of an Integrated Planning and Reporting Framework that is legislated under the Local Government Act 1993. The Framework guides Council's actions in meeting the diverse needs of the Shoalhaven community.

Integrated Planning and Reporting Framework



Our Shoalhaven



Shoalhaven is approximately 160 kilometres from Sydney on the South Coast of NSW.

Stretching from Berry and Kangaroo Valley in the north to Durras in the south, the City of Shoalhaven takes in a host of diverse places, people and environments. It is a special place combining a unique character with a spectacular natural environment, growing population and bustling economy.

Nowra/Bomaderry is the major centre of the Shoalhaven, located on the banks of the Shoalhaven River. This area provides administrative, commercial and other high order services for the City.

The other major centres include Milton/Ulladulla in the south as well as the group of towns and settlements that make up the Bay and Basin area.

As one of the largest coastal Local Government Areas in the State, Shoalhaven City Council covers 4660 square kilometres and is approximately 120km long and 80km wide as the crow flies.

Remarkably, 70 percent of the Shoalhaven is National Park, State Forest or vacant Crown land, with 19 major water catchments including rivers, bays, lakes and major creeks.

The area's natural beauty is captured, in part, by the distinct characteristics of the City's protected areas which include Jervis Bay and the Morton, Conjola and Murramarang National Parks.

The area is also home to a range of pristine un-spoilt lakes, rivers, beaches and mountain ranges.

Shoalhaven City provides its 101,777 permanent residents with a range of lifestyle options, recreational activities and work opportunities.

The City and its community will continue to grow, change and develop over time. It is important that the distinct character of the Shoalhaven and the environmental values that make the area such an attractive place, are retained to ensure the best possible city and community for present and future generations.

Shoalhaven City Council has crafted, in collaboration with the community, a vision for the Shoalhaven in 2027:

We will work together in the Shoalhaven to foster a safe and attractive community for people to live work, stay and play; where sustainable growth, development and environmental protection are managed to provide a unique and relaxed lifestyle.

A clear sense of how we can retain the values and character of the City, while meeting the needs of future growth, will enable Council to ensure that we create a better future for the residents, businesses and visitors of our City.

Mayor and Councillors



Council is made up of a Mayor and twelve Councillors. The current Council members were elected in the 2016 Local Government elections.

Mayor



Councillor Amanda Findley

Phone: (02) 4429 3250

Fax: (02) 4429 5579

Mobile: 0434 151 730

Email: council@shoalhaven.nsw.gov.au

Ward Information

Shoalhaven City Council is divided into three Wards with four Councillors elected for each Ward. Set out below are the list of towns and villages that comprise each Ward.

Ward 1

Includes: Berry, Bomaderry, Budgong, Burrier, Cambewarra, Coolangatta, Falls Creek, Kangaroo Valley, Meroo Meadow, North Nowra, Nowra Hill, Shoalhaven Heads and Tapitallee. Parts of Nowra, South Nowra and Tomerong.



Councillor Annette Alldrick

Mobile: 0428 657 026

Email:

annette.alldrick@shoalhaven.nsw.gov.au



Councillor Andrew Guile

Fax: (02) 4429 5580

Mobile: 0412 287 706

Email:

andrew.guile@shoalhaven.nsw.gov.au



Councillor Nina Cheyne

Mobile: 0428 629 147

Email:

nina.cheyne@shoalhaven.nsw.gov.au



Councillor John Wells

Mobile: 0412 676 159

Email:

john.wells@shoalhaven.nsw.gov.au

Ward 2

Callala Bay, Callala Beach, Comerong Island, Culburra Beach, Currarong, Erowal Bay, Greenwell Point, Huskisson, Hyams Beach, Myola, Old Erowal Bay, Orient Point, Terara, Vincentia, Woollamia and Worrige. Parts of Nowra, Sanctuary Point, South Nowra and Tomerong.




Councillor Joanna Gash
Mobile: 0427 160 172
Email: jo.gash@shoalhaven.nsw.gov.au



Councillor Mitchell Pakes
Mobile: 0432 557 516
Email: mitchell.pakes@shoalhaven.nsw.gov.au



Councillor John Levett
Mobile: 0418 469 094
Email: john.levett@shoalhaven.nsw.gov.au



Councillor Greg Watson
Phone: (02) 4447 8131
Fax: (02) 4429 5572
Mobile: 0412 210 979
Email: watsong@shoalhaven.nsw.gov.au

Ward 3

Basin View, Bawley Point, Bendalong, Berrara, Burrill Lake, Cudmirrah, Depot Beach, Dolphin Point, Durras North, Fishermans Paradise, Kings Point, Kioloa, Lake Conjola, Lake Tabourie, Manyana, Milton, Narrawallee, St Georges Basin, Sussex Inlet, Ulladulla and Wandandian.



Councillor Kaye Gartner
Mobile: 0428 861 092
Email: kaye.gartner@shoalhaven.nsw.gov.au



Councillor Bob Proudfoot
Mobile: 0428 970 086
Email: bob.proudfoot@shoalhaven.nsw.gov.au

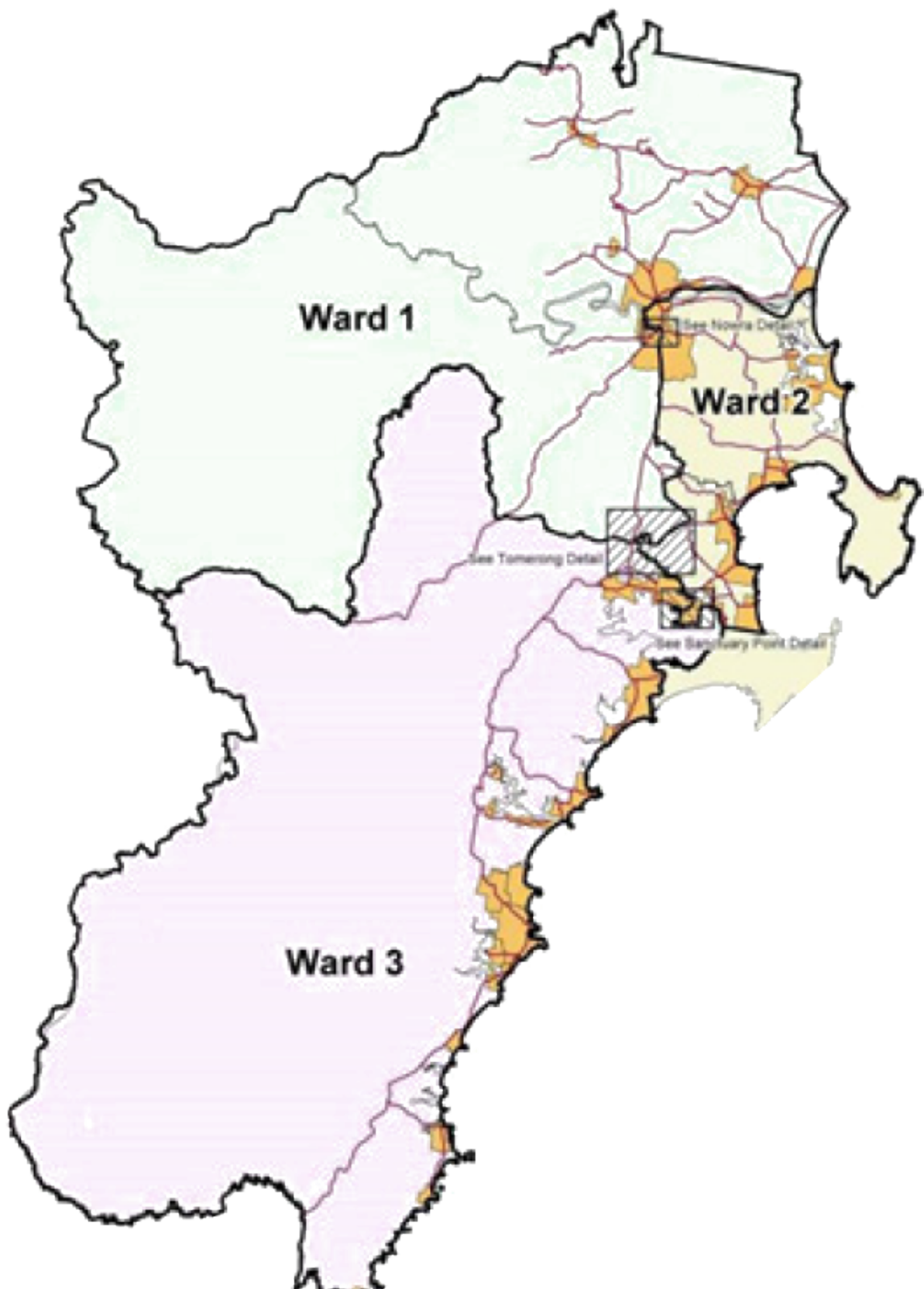


Councillor Mark Kitchener
Mobile: 0478 882 649
Email: mark.kitchener@shoalhaven.nsw.gov.au



Councillor Patricia White
Mobile: 0447 416 329
Email: patricia.white@shoalhaven.nsw.gov.au

Ward Map of the Shoalhaven



Council Senior Staff



Russ Pigg - General Manager

The General Manager is responsible for the day to day management and the efficient and effective operation of the organisation, including implementing Council strategies, policies decisions and assisting the Council with the development and implementation of the Community Strategic Plan



Carmel Krogh - Director - Shoalhaven Water Group

The Shoalhaven Water Group is responsible for all aspects of water and sewerage services in the City area including planning, design, construction and operations



Craig Milburn - Director - Corporate & Community Services

The Corporate & Community Services Group provide corporate support to the organisation and an extensive range of customer service, community, recreation, cultural and planning services.



Ben Stewart - Director - Assets & Works Group

The Assets and Works Group role is to manage Council's assets by planning, arranging construction and determining their maintenance requirements. In addition the functions of Emergency Management are with the Assets & Works Group.



Phil Costello - Director – Planning, Environment & Development Services Group

The Planning, Environment & Development Services Group are responsible for Strategic Planning, Building, Development, Subdivisions, Environmental Services and Ranger Services.

Highlights for 2016 – 2017 Financial Year

One of the biggest challenges local councils face is delivering quality services to meet community expectations. It is important our community knows how we are performing, and that's why this is the fourth year we have produced the annual Community Report Card.

The highlights have been allocated to the five Key Result Areas (KRAs) of the Community Strategic Plan, helping to demonstrate Council's commitment to meeting the needs of the community it serves.

Our mission: Shoalhaven City Council continues to work with and in our community to meet our mission; "To enhance Shoalhaven's strong communities, natural, rural and built environments and appropriate economic activities through strategic leadership, effective management, community engagement and innovative use of resources".

People

Council is always seeking innovative ways to connect and engage with residents so that Council decisions reflect community expectations.

This year, Council improved engagement and communication with the community by launching a series of new online communication and engagement tools. This included a new look website with improved navigation and search functions, a weekly electronic newsletter and Council's new community engagement platform, Get Involved Shoalhaven. Get Involved provides a space for the community to share ideas, discuss important topics, provide feedback on Council plans and contribute to the future of the Shoalhaven. Visit the site at getinvolved.shoalhaven.nsw.gov.au.

HIGHLIGHTS

- Council consulted community members living with disability, their supporters and services through a series of forums used to develop a Disability Inclusion Action Plan (DIAP), a legislative requirement of the NSW Disability Inclusion Act (2014). The DIAP demonstrates Council's commitment to building an inclusive community to ensure that people with disability enjoy the same right to live their lives as they choose, and enjoy the same opportunities and benefits of living and working in the Shoalhaven. Disability Inclusion discussions also led to the introduction of 10 new beach wheelchairs for beaches across the City.
- Council undertook its annual community phone survey of 402 participants to determine the level of satisfaction with Council services. Our community has maintained its level of satisfaction with Council and its service provision with a satisfaction rating result of 85%. The survey demonstrated ongoing improvement in Council's performance across many services and facilities throughout the year.
- Nowra East Community Pride group was successfully established. This group is being supported to build their capacity to create safe places and pride in the Nowra East area.

- The inaugural International Youth Day Awards saw 31 young finalists acknowledged for their contribution to the Shoalhaven. The awards were an initiative of the Youth Advisory Committee and honoured the youth of the Shoalhaven for their courage, resilience, determination, motivation, aspirations and spirit.
- Council's reclassification of 59 Owen Street, Huskisson from Operational Land to Community Land has guaranteed greater community input into future redevelopment of the site.

Place

Council continues to deliver projects that help bring our towns and villages to life, activate and improve our waterways and protect and showcase our unique natural environment.

The CBD Revitalisation Strategy continues to transform the centre of Nowra into a vibrant space that promotes community use and interaction and fosters pride in local identity.

Many waterways and waterfronts have been improved and activated, helping our residents make use of one of our most unique natural assets.

HIGHLIGHTS

- South Coast local, Claire Foxton and acclaimed American artist, Ryan 'Arcy' Christenson joined the string of high profile artists to contribute to the Faces of Nowra series of public artworks - part of Council's Nowra CBD Revitalisation Strategy. Both artists produced murals representing the unique culture and history of the Shoalhaven, with Foxton's piece paying homage to local war veteran, Narelle Hart, and Arcy's work depicting a black cockatoo.
- Council improved safety and navigation by dredging sand from Sussex Inlet and Lake Conjola, removed rocks to improve access to Currambene Creek and completed dune and beach protection works at Mollymook and Blackwater Creek.
- Huskisson Wharf officially opened progressing the redevelopment of one of the busiest and most popular public wharf facilities in the Shoalhaven. The redevelopment featured a new 19 metre heavy duty pontoon which includes disability access, better boarding facilities and extra lighting for recreational and commercial vessels.
- Council invested over \$3.5 million revitalising the Shoalhaven's waterfronts and waterways with projects in the Shoalhaven River, Crookhaven, Jervis Bay, St Georges Basin, Sussex Inlet, Lake Conjola and Ulladulla harbour having upgraded boat ramps, launches, parking and jetty maintenance.
- The Orion Beach pathway at Vincentia was completed providing the missing 510 metre section of pathway linking a number of walking routes around Jervis Bay to form the 'Round the Bay Walk'.
- The first sod was turned on the Shoalhaven Indoor Sports Centre project. Council is funding the project with an investment of over \$13.6 million. Construction is expected to take approximately 18-20 months, with the facility opening in early 2019.

Prosperity

Council has been enhancing its strategies to encourage economic growth across key sectors, such as tourism, defence, manufacturing, healthcare, small business and government.

Successful promotion of the Shoalhaven as a quality tourist destination increased visitation to over 3 million visitors for the year. Visitors spent an estimated \$848 million with domestic overnight visitors spending more money in the Shoalhaven than anywhere else in regional NSW. Strategies to attract visitors during the off seasons were also successful with growth over the winter quarter up by 23 percent.

The Shoalhaven will receive exposure on the national and world stage when the Commonwealth Games Baton Relay visits Nowra as it travels on its way to the Gold Coast Commonwealth Games. Nowra was announced as one of the regional towns chosen for the Baton Relay which will be held on 5 February 2018.

HIGHLIGHTS

- Council supported economic growth of the defence industry by welcoming the opening of the Lockheed Martin Helicopter Support Centre at the Albatross Aviation Technology Park at a value in excess of \$35 million and creating over 120 jobs.
- Shoalhaven Water's Porters Creek Dam remediation project was successfully completed on time and under budget. The \$8.5 million upgrade was opened half a century after the dam was constructed in 1967. The dam provides approximately 30 percent of southern Shoalhaven's drinking water and has a reservoir capacity of 1,900 mega litres. Porters Creek Dam is 11 kilometres west of Lake Conjola in Morton National Park.
- Council launched the Shoalhaven City Recycling Centre at West Nowra where householders can drop off problem wastes such as paints, oils, gas bottles e-waste and batteries for free.
- Council's proposed Resource Recovery Park at West Nowra received approval by the State Government for Stage 1. The site will divert waste from landfill from over 50,000 bins and this is key to Council's long-term strategy for managing waste in the Shoalhaven.
- The Shoalhaven community will be even better protected during emergencies with works completed on a new State Emergency Services (SES) shed and extensions to the Emergency Operations Centre and SES offices at Nowra.
- Road conditions on the South Nowra Freight Corridor were substantially improved by the opening of a new road link at the Flinders Road/Princes Hwy intersection. The new link provides more efficient and safer access into the

Flinders Industrial Estate for more than 500 heavy vehicles each day, as well as general traffic. The link road also provides improved access to the South Nowra employment precinct where over 2,500 Shoalhaven employees work. A similar number of workers also commute through the area to the Albatross defence precinct.

Leadership

Council continues to focus on excellence in governance by continually improving and refining practices within the organisation to create efficiencies and improve financial sustainability.

Over the past year, Council has engaged the community in discussions around a Special Rate Variation and alternatives to rate increases, such as a reduction in services and increases to user fees. Council was successful in having a temporary rate increase of 13.2 percent approved for 2017/18 and continues to engage the community over proposed increases for subsequent years.

Council will continue to take steps to ensure consistency with the organisation's Long Term Financial Plan and to meet the benchmarks for financial sustainability.

HIGHLIGHTS

- The Local Government elections held in September 2016 resulted in seven Councillors re-elected and six new Councillors elected to Shoalhaven City Council for the next four-year period. Councillor Amanda Findley was elected as Mayor for the first time.
- The inaugural Sustainability and Waste Expo was held to increased education and awareness around sustainable environmental practices. Visitors on the day were able to learn about recycling, composting, resource recovery, energy reduction, water saving, effluent treatment, biodiversity and more.
- Council joined forces with more than 30 councils across Australia under a new initiative to slash emissions and tackle worsening climate change – the Cities Power Partnership. Council joined the partnership to better enable fulfilment of the Shoalhaven community's vision and reduce the costs and impact of climate change on our coastal infrastructure and communities. Council is also seeking to progress sustainability improvements across all its operations and activities, and improve the integration of sustainability outcomes in the organisation's delivery and operational plans.
- Shoalhaven Water commenced the single biggest public works project to be undertaken by Shoalhaven City Council, the construction of the next stage of the Shoalhaven Reclaimed Water Management Scheme (Stage 1B). The project includes the construction of new facilities at Bomaderry and Nowra sewage treatment plants and the design and construction of a transfer main under the Shoalhaven River to connect the two plants. The contract is valued at a record \$110 million and construction is expected to take approximately 2 years.

Governance

Council works hard to overcome the challenges facing the Shoalhaven and its community. Continually balancing the needs of our precious natural environment and the expectations of a growing community.

HIGHLIGHTS

- Extensive community consultation resulted in completion of the Community Strategic Plan (CSP) Review, Shoalhaven 2027. The community's 10-year plan for the Shoalhaven sets the priorities for the new Council's four-year term.
- Completion of a new four-year Delivery Program, one-year Operational Plan and Resourcing Strategy that included a 10-year Long Term Financial Plan for the Shoalhaven. These plans direct Council resources to achieve its part in the community's CSP.
- Successful Special Rate Variation application. Additional funds will help to improve services, especially roads in the local area and renew aging assets and infrastructure.
- Completion of a workforce plan to help align organisational staff needs with a growing community.

Corporate Governance

DETAILS OF OVERSEAS VISITS

Local Government (General Regulation 2005 – Section 217 Clause 1(a))

There was one (1) overseas trip undertaken by a staff member during 2016-17.

The Economic Development Manager, Greg Pullen, attended the BioMarine 2016 conference in Oslo from 19-21 October 2016.

Mr Pullen attended the conference as a representative of Blue BioTech Shoalhaven to develop new industry leads and business partnerships. Approximately 275 delegates from industry, academia, research institutions and government also attended the conference.

A delegation of 3 local representatives attended BioMarine 2016, including a representative from Venus Shell Systems, a representative from Shoalhaven Health Co & Essence Group and Council's Economic Development Manager, Mr Pullen. Council only incurred cost associated with Mr Pullen's attendance.

Blue BioTech Shoalhaven was formed in 2014 as a collaboration between local industries and government to promote aquatic biotechnology growth in the Shoalhaven region. The industry group promotes innovation and the capability of its member businesses in the emerging industry of aquatic biotechnology.

BioMarine 2016 proved to be very successful with a variety of business opportunities for Blue BioTech. The Blue BioTech delegates were involved in a number of sessions as workshop facilitators, workshop panellists and had numerous meetings with product developers, investors and marketers.

The expenses incurred by Council for Mr Pullen's travel to the conference totalled \$2,575

FEES EXPENSES & FACILITIES

Local Government (General) Regulation 2005 Section 217 Clause 1 (a1)

The following Councillor fees were expended during the year 2016/2017:

- Mayoral Fees - \$40,328
- Councillor Fees - \$235,060

The total costs associated with Council expenses and facilities including travel, allowances, expenses, computers, communication and other associated costs for Council and Committee meetings amounts to \$684,275.

Item	Investment
(i) Provision of Facilities including dedicated office equipment allocated to Councillors	\$8,492
(ii) Cost of phone calls by Councillors	\$13,483
(iii) Councillor attendances at Conferences and Seminars	\$59,332

(iv) Training and skill Development	\$Nil
(v) Interstate Travelling Expenses	\$32,710
(vi) Overseas Expenses	\$Nil
(vii) Spouse/partner accompanying person expenses	\$Nil
(viii) Carer Expenses	\$Nil
Committee Sitting Fees	\$Nil

Council at its meeting on 28 June 2011 (Min 11.674) resolved to disclose the following additional information to that prescribed in the Local Government (General) Regulation in the Annual report:

Item	Investment
Legal Costs	\$Nil
Subsistence and out of pocket expenses	\$12,949
Travelling Expenses	\$125,704
Mayoral Vehicle	\$Nil
Printing and Stationary/Office Expenses	\$11,353
Other Expenses	
Council & Committee Meetings, Briefings, Meals & Sustenance	\$62,737
Secretarial Support	\$82,377
Total	\$684,275

MAJOR CONTRACTS

Local Government (General) Regulation 2005 – Section 217 Clause 1 (a2)

Contracts awarded in 2016 – 2017 in excess of \$150,000

Name of contractor	Nature of goods or services	Total amount payable to contractor
Agtrans Services	Lake Conjola boardwalk - detailed design & construction, Lake Conjola	\$626,524
Batmac Constructions Pty Ltd	Construction of Cremator Building and Installation of 2 New Cremators	\$1,220,078
Beau Corp Aquatics	Design and Construct Burrill Lake Holiday Park Recreation Pool	\$254,196
Bellfive Pty Ltd	Management Currarong Tourist Park	\$1,050,000
Cardno (NSW/ACT) Pty Ltd	Project Management Services	\$150,000
Civil Logic	Construction of Carpark - Ellmoos Ave Sussex Inlet	\$215,531
Civil Logic	Roundabout and pedestrian refuge - Intersection of Kerry Street and Paradise Beach Road, Sanctuary Point	\$268,486
Civil Logic Pty Ltd	Roundabout Construction - Intersection Deering and Jubilee Streets Ulladulla	\$160,000

Civil Logic Pty Ltd	Roundabout Construction - Intersection Kerry Street & Paradise Beach Road Sanctuary Point	\$240,000
Civil Logic Pty Ltd	Construction of Carpark - Ellmoos Avenue Sussex Inlet	\$197,581
Civil Project Management Pty Ltd	Dent Street Paddle Craft Platform Construction	\$174,400
Cleary Bros (Bombo) Pty Ltd	Route Upgrade & Roundabout Construction Flinders Road South Nowra	\$4,461,675
Cleary Bros Pty Ltd	Flinders and Albatross Road - Roundabouts, South Nowra	\$4,711,435
Ferncroft Rural & Landscaping Pty Ltd	Ulladulla Harbour Northern Boat Ramp and Jetty	\$298,865
Ferncroft Rural & Landscaping Pty Ltd	Construction Roundabout Parson Street/St Vincent Street Ulladulla	\$136,162
Future Engineering & Communication P/L	Vincentia Telecommunications Tower Replacement	\$310,570
HGEO Pty Ltd	Halloron Trust Planning Proposal – Groundwater Investigation – Proponent Funded	\$157,818
Hisway Pty Ltd	TM27 Lake Tabourie Watermain Replacement - Construction	\$1,654,753
Industrial Containers Pty Ltd trading as Vaclift	Build and supply 24,000lt vacuum tanker trailer	\$236,500
JBG Contractors (NSW) Pty Ltd	Jerberra Estate Construction of Road Pavement	\$885,416
Kenpass Pty Ltd	Upper Kangaroo River Road Landslip Repairs	\$157,818
Ledacon Pty Ltd	Burrier, Wattamolla, Foremans, Green Valley and Kangaroo Valley Roads Landslip Repairs	\$242,505
Ledacon Pty Ltd	Bunkers Hill Road, Mt Scanzi Road, Browns Mountain Road Landslip Repairs Stage 2	\$599,650
Logic Wireless	Supply digital radio equipment and engineerign services	\$502,368
Lynch Civil Contractors	Roundabout - South Street / Jubilee Avenue, Ulladulla	\$430,930
Lynch Civil Contractors Pty Ltd	Construction of Roundabouts Quinns Lane/Old Southern Road	\$681,420
Lynch Civil Contractors Pty Ltd	Construction of Roundabout South Street/Jubilee Street Ulladulla	\$399,169
Maquarie Geotechnical	Geotechnical Investigation Works - 2016/2017	\$181,071

Midson NSW Pty Ltd	Shoalhaven Animal Shelter Construction	\$2,635,145
MMA Civil	Nowra to REMS 1A transfer Main - construction services	\$4,673,273
Noel Storey & Kirrily Dowling-Storey Pty Ltd	Management Burrill Lake Tourist Park	\$570,000
Onpointlocating Pty Ltd, Stefanutti Constructions P/L	Bolong Road Pavement Widening - Jennings Lane & Hanigans Lane	\$1,079,544
Panel Contract	Provision of Tree Services - 2016/2018	>\$1M
Panel Contract	Maintenance Minor Construction and Asset Auditing, Risk Assessments Natural Areas	>\$1M
Panel Contract Boral Resources (Country) Pty Ltd Cleary Bros (Bombo) Eziway Concrete Hanson Construction Materials	Supply of Construction Materials - Concrete Supply	>\$1M
Park Fuels Pty Ltd	Supply & Delivery Bulk Diesel Waste Depots	\$327,273
Parkequip Pty Ltd	Design and Construct Splash Pad at Culburra Beach Holiday Park	\$303,250
Project Co-ordination Pty Ltd	Ison Park Football Complex Amenities Building	\$1,050,920
QES Electrical, Tereno Pty Ltd	Mollymook Access for All Playground, Public Amenities Changing Places Room and Compliant Disabled Toilets, Mollymook Reserve	\$1,337,652
Quality Management & Construction Pty Ltd	Streetscape Upgrade - Worrigeer Street Nowra	\$510,000
RoadWorx Surfacing Pty Ltd	Beach Road Berry - Pavement Rehabilitation	\$524,355
RoadWorx Surfacing Pty Ltd	Currarong Road Pavement Rehabilitation	\$368,978
Select Civil Pty Ltd	Jerberra Estate Road & Infrastructure Construction - Electrical & Communications	\$240,175
Select Civil Pty Ltd	Bolong/Gerroa/Coolangatta Road Intersection Upgrade	\$1,328,680
Sharpe Bros (Aust) Pty Ltd	Illaroo Road Pavement Widening	\$347,855
Shoalhaven Excavation and Plant Hire	Boat Ramp Carpark Renewal - Lakehaven Drive Sussex Inlet	\$196,850

Skilltech Consulting Services Pty Ltd	Water Meter Reading Services	\$657,000
Steffanuti Constructions Pty Ltd	Bolong Road Pavement Widening	\$883,875
TCL Contracting Pty Ltd	Berry Riding Club Facilities - Schofields Lane Berry	\$425,394
Teleo Design	Bridge replacements on Bugong Fire Trail, Croziers Road Jaspers Brush	\$385,030
Telstra Corporation Ltd	Supply of ICT Services	>\$1M
Tereno Pty Ltd	All Ages Inclusive Playspace Stage & Publix Amenities Mollymook Beach Reserve, Mollymook	\$1,181,666
UGL	REMS 1B - engineering and construction services	\$109,591,911
Uniplan Group	Manufacture and Installation of 7 Relocatable Cabins and 1 Ensuite Unit - Various Holiday Parks	\$612,400
TCL Contracting Pty Ltd	John Williams Reserve - Carpark Concept & Detailed Design, Landscape Design and construction, Sanctuary Point	\$685,765
GCM Enviro Pty Ltd	Supply & Delivery of One(1) Tana E520 Landfill Compactor	\$1,076,900
Komatsu Australia P/L	Supply One(1) 40-45T Excavator	\$552,734
Industrial Containers Pty Ltd	Supply One(1) 24000 Litre Vacuum Tanker Trailer	\$236,500
Liebherr	Supply One(1) Material Handler	\$426,250
Illawarra Hino	Supply One(1) 16T Gum *Ton* Tipper	\$162,217
Bucher	Supply two(2) Street Sweepers	\$619,823
Dwyers Truck Center	Supply One(1) 8 x 4 Hooklift Truck with Water Cart	\$304,917
Westrac	Supply One(1) 4 x 4 Backhoe	\$227,133
Illawarra Hino	Supply Two(2) 10,000 Litre Water Carts	\$465,999

LEGAL PROCEEDINGS

Local Government (General) Regulation 2005 – Section 217 Clause 1 (a3)

During 2016 – 2017 the following expenses were incurred in relation to legal proceedings.

Matter name	Court	Class/Description	Accounts invoiced during 01/07/2016 – 30/06/2017	Unbilled costs at 30/06/2017	Costs recovered at 30/06/2017	Decision
DeBattista v SCC	Land & Environment	Class 1/RFB	\$74,419.79	\$Nil	Costs ordered in Council's favour of \$17,500 + \$5,500 and against the Council of \$2,500 (net \$20,500)	Appeal allowed. Court ordered approval.
DeBattista v SCC	Land & Environment	Class 1/s96	\$21,586.18	\$Nil	\$Nil	Appeal dismissed. Refusal upheld.
DeBattista v SCC	Land & Environment	Class 1 Masterplan	\$Nil	\$Nil	\$Nil	Proceeding are ongoing.
Shoalhaven Landowners Association v SCC	Land & Environment	Class 4	\$13,624.13	\$Nil	\$Nil	Proceedings dismissed with order that the applicant pay the Council's costs.
SCC v DeBattista	Land & Environment	Class 4 – injunctive relief	\$13,585	\$Nil	\$Nil	Terms of sediment controls agreed.

Camberlee Investments Pty Ltd v SCC	Land & Environment	Class 1	\$122,923.82	\$54.00	\$Nil	Appeal dismissed. Refusal upheld.
SCC v Bonner	Land & Environment	Class 4	\$24,925.29	Nil	\$Nil	Settlement reached.
SCC v Lapan	Land & Environment	Class 4	\$26,176.66	Nil	\$Nil	Proceedings are ongoing.
SCC v Wilbraham	Nowra Local Court	Court Elected Infringement	\$6,301.29	Nil	\$Nil	Conviction and penalty.
SCC v Dib & Hayes	Land & Environment	Class 5	\$30,940.90	\$25,557.62	\$Nil	Proceedings are ongoing.
SCC v Schutz	Nowra Local Court	Court Elected Infringement	\$8,962.58	\$13.50	\$5,000	Conviction, penalty and payment of Council's legal costs
SCC v ANJ Fabrications & Rigging	Nowra Local Court	Court Elected Infringement	\$6,002.83	\$628.25	\$3,000	Conviction, penalty and payment of Council's legal costs
SCC v Nine Gold Dragons	Nowra Local Court	Court Elected Infringement	\$3,419.06	\$Nil	\$1,500	Conviction, penalty and payment of Council's legal costs
SCC v Morrow	Nowra Local Court	Court Elected Infringement	\$3,293.69	\$Nil	\$1,500	Conviction, penalty and payment of Council's legal costs
SCC v Shaun	Nowra Local Court	Court Elected Infringement	\$2,590.50	\$Nil	\$Nil	Withdrawn and dismissed.
SCC v Powell	Nowra Local Court	Court Elected Infringement	\$1,772.47	\$Nil	\$1,250	Conviction, penalty and payment of Council's legal costs.
SCC v Maund	Nowra Local Court	Court Elected Infringement	\$Nil	\$454.85	\$Nil	Conviction and penalty.

PRIVATE WORKS

Local Government (General) Regulation 2005 – Section 217 Clause 1 (a4)

MIN 17.264

30 Alexandra St, Berry

H & L Felton

Reconstruction of driveway due to damage from street tree.

Cost incurred on private property was \$1,943.30.

MIN16.96

Worrigeer St footpath upgrade included works on adjoining properties
Council provided a 25% subsidy for the works, with total cost to paid by owners is \$69,500. Subsidy was provided to the following properties:

Lot 3 DP 155896

Lot CP SP70544

Lot 4 DP586523

Lot 5 DP586523

The works are still in progress

CONTRIBUTIONS & DONATIONS

Local Government (General) Regulation 2005 - Section 217 Clause 1 (a5)

Council made grants, donations and subsidies totaling **\$2,045,789.71** to local organisations and community groups in 2016/2017

Beneficiary	Amount \$
Budawang Public School	\$8,000.00
Mollymook Surf Life Saving Club	\$5,000.00
Nowra Culburra Surf Life Saving Club	\$5,000.00
Shoalhaven Heads Surf Life Saving Club	\$5,000.00
Sussex Inlet Surf Life Saving Club	\$5,000.00
Shoalhaven Community Transport	\$9,837.00
Basin Villagers Forum	\$500.00
Bawley Point / Kioloa Progress Association	\$500.00
Berry Forum	\$500.00
Budgong Community Group	\$500.00
Callala Bay Community Association	\$500.00
Callala Beach Progress Association	\$500.00
Cambewarra Residents & Ratepayers Association	\$500.00
Conjola Community Forum	\$500.00
Culburra Beach Progress Association	\$500.00
Currarong Progress Association	\$500.00
Greenwell Point - Get to the Point Program	\$500.00

Huskisson / Woollamia Community Voice	\$500.00
Hyams Beach Villagers Association	\$500.00
Orient Point Progress Association	\$243.00
Pride of Bomaderry	\$500.00
Red Head Villages Association	\$500.00
Shoalhaven Heads Community Forum	\$500.00
Sussex Inlet & Districts Community Forum	\$500.00
Tabourie Lake Residents & Ratepayers Association	\$500.00
Tomerong Community Forum	\$500.00
Ulladulla & Districts Community Forum	\$500.00
Vincentia Residents & Ratepayers Association	\$500.00
Wandandian Progress Association	\$500.00
Lions Club of Ulladulla Milton - Australia Day event	\$9,637.00
Rotary Club of South Nowra - Australia Day event	\$15,000.00
Callala Bay Community Association - Australia Day event	\$1,439.00
Rotary Club of Berry - Australia Day event	\$2,500.00
Rotary Club of Berry - Celtic Festival	\$2,000.00
Blessing of the Fleet Committee	\$13,592.73
Milton Ulladulla Business Chamber - Carols by Candlelight	\$2,500.00
Lions Club of Bomaderry - Carols in the Park	\$5,425.00
White Sands Carnival Committee - Lions Club of Jervis Bay	\$2,000.00
Shoalhaven Turf Club - Family Day Out	\$6,000.00
Rotary Club of Berry - New Year's Eve Celebrations	\$7,500.00
Huskisson Chamber of Commerce - New Year's Eve Celebrations	\$7,500.00
Shoalhaven Turf Club - New Year's Eve Celebrations	\$7,500.00
Milton Ulladulla Business Chamber - New Year's Eve Celebrations	\$7,500.00
Milton Ulladulla Driver Education Program	\$3,000.00
Friends of Callala Seniors Group	\$1,276.00
Berry Historical Society Museum	\$2,000.00
Kangaroo Valley Pioneer Museum	\$2,000.00
Shoalhaven Historical Society Museum	\$2,000.00
Tabourie Museum	\$6,500.00
Nowra RSPCA	\$1,000.00
Ulladulla RSPCA	\$1,000.00
Westpac Lifesaver Rescue Helicopter	\$5,000.00
Wildlife Rescue South Coast Inc.	\$2,470.00
Property & Public Halls - Rates	\$28,198.17
Kids Korner	\$3,800.00
Sussex Inlet CTC	\$7,754.55
Bomaderry High School	\$100.00
Milton Shoalhaven Anglican School	\$100.00
Nowra Anglican College	\$100.00
Nowra Christian Community School	\$100.00

Nowra High School	\$100.00
Shoalhaven High School	\$100.00
St John the Evangelist Catholic High School	\$100.00
Ulladulla High School	\$100.00
Vincentia High School	\$100.00
Albatross Music Company	\$9,660.39
Music Shoalhaven	\$1,021.50
Shoalhaven City Concert Band	\$1,589.19
City of Shoalhaven Eisteddfod	\$6,578.00
Fellowship of Australian Writers	\$1,500.00
Shoalhaven Youth Orchestra	\$8,000.00
Bravehearts Inc. Education	\$5,000.00
Cancer Council Relay for Life - Milton	\$1,278.00
Cancer Council Relay for Life - Nowra	\$5,785.45
Illawarra Academy of Sport	\$15,000.00
Milton Ulladulla Entertainers	\$2,500.00
Berry and District Garden Club Inc	\$100.00
Sanctuary Point Community Pride - Clifton Community Garden	\$453.00
Nowra RSL Sub-branch - 2018 Digger Day & Valour & Gallantry Ball	\$10,000.00
Pyree Public School Site Mgt Committee	\$720.00
Berry Rotary Club - Small Farm Field Days	\$2,500.00
Rotary Club of Milton Ulladulla - 2016 Community & Business Awards	\$2,000.00
Milton Follies	\$2,000.00
5th Annual Albatross Show & Shine	\$500.00
Greenwell Point Mens Shed	\$463.00
Nowra Family Support Services	\$2,000.00
Team SHuFLLe	\$5,000.00
Illawarra & South-East NSW 2017 Regional Training Awards	\$272.73
Workplace Learning Shoalhaven - Vocational Education & training awards 2017	\$500.00
Other Programs	
Events - Tourism	\$100,000
Cultural Activities (Jervis Bay Maritime Museum & Shoalhaven Arts Board Grants)	\$150,246.00
Holiday Haven Programs / Commercial	\$35,000.00
Planning Service - Heritage Programs	\$17,000
Other Programs - Total	\$302,246.00
Subsidies provided to occupiers of Council assets	
Community Groups (47)	\$663,500.00
Mens Sheds (9)	\$16,850.00

Golf Club (1)	\$64,800.00
Preschool/childcare/playgroups (16)	\$564,000.00
Sports Groups (3)	\$10,800.00
Meals on Wheels (5)	\$54,300.00
Rent Free Periods (1)	\$1,800.00
Telco's (Community/Gov) (14)	\$47,000.00
Outdoor Dining (51)	\$30,000.00
Subsidies provided to occupiers of Council assets - Total	\$1,453,050.00
Note: the above subsidies is a conservative estimate and does not take into account R & M, building insurance, water usage expensed not recovered	
Total Donations Budget - Total	\$290,493.71
TOTAL BUDGET	\$2,045,789.71

EXTERNAL BODIES EXERCISING FUNCTIONS DELEGATED BY COUNCIL

Local Government (General) Regulation 2005 - Section 217 Clause 1 (a6)

Council has not given any delegation to external organisations during 2016 - 2017.

COMPANIES IN WHICH COUNCIL HELD A CONTROLLING INTEREST

Local Government (General) Regulation 2005 Section 217 Clause 1 (a7)

During 2016 - 17 Shoalhaven City Council held a controlling interest in "Southern Water Services Pty Ltd." This company was established by Council to develop its commercial interest in recognition of the National Competition Policy and to operate on a commercially viable basis.

PARTNERSHIPS, COOPERATIVES AND JOINT VENTURES

Local Government (General) Regulation 2005 – Section 217 Clause 1 (a8)

Water Services

During 2016/17 Shoalhaven City Council participated as a member of the NSW Water Directorate, member of the Water Services Association of Australia (WSAA), and as a corporate member of the Australian Water Association (AWA) and Water Aid Australia.

Illawarra Shoalhaven Joint Organisation (ISJO)

The Illawarra Shoalhaven Joint Organisation (ISJO) is a partnership between Wollongong City Council, Shellharbour City Council, Kiama Municipal Council and Shoalhaven City Council. ISJO provides a framework for member councils to work together in collaboration with the NSW Government to deliver services for the communities of the Illawarra Shoalhaven.

Local Heritage Assistance Fund

Heritage Advisory Service and Council's Heritage Strategy are collaborative partnerships with the State Government Department of Environment and Heritage to

promote cultural heritage in the Shoalhaven. A part-time Heritage Advisor is employed by Council with the assistance of State Government funds to provide free heritage and urban design advice upon appointment and small dollar for dollar monetary grants to assist owners of heritage items and to assist community groups carry out conservation works and small educative projects. A Heritage Strategy for the Shoalhaven is also prepared on a triennial basis and milestones are submitted to State Government through its annual report.

NSW Health

Shoalhaven City Council Environmental Health Officers are part of the Illawarra Shoalhaven Local Health District and Local Government Liaison Group.

Under the Public Health Act mandatory reporting of notices issued by Council is required to be provided to NSW Ministry of Health.

2016/17 - 2 Improvement Notices were issued on public swimming pools.

NSW Food Authority

Council is part of the NSW Food Regulation Partnership which with other local government areas and the NSW Food Authority work together towards safer food. Council's Environmental Health Officers are part of the Illawarra Regional Food Surveillance Group.

Under the NSW Food Regulation Partnership mandatory reporting by Council is required. The following statistics were provided for 2016/17 financial year.

Food Businesses	Number
High risk Fixed Food Premises	488
Medium risk Fixed Food Premises	168
Low risk Fixed Food Premises	275
Total	931
Temporary Food Premises	250
Mobile Food Premises	100
Inspections	
Number of Primary (1 st) Inspections	850
Scores on Doors	
Businesses rated as 5 stars (Scores on Doors)	388
Businesses rated as 4 stars (Scores on Doors)	149
Businesses rated as 3 stars (Scores on Doors)	62
Businesses rated as 0 stars (Scores on Doors)	57
Enforcement	
Number of Warnings issued	260
Improvement Notices	20
Penalty Notices issued	14

Seizures	1
Prohibition Orders served	3
Prosecutions	0

Various Schools

Several primary schools benefited from Council staff delivering modules on sustainability, planning and environmental management. Examples include:

- Mentoring students weekly from Vincentia High School.
- Tree planting with St Georges Basin Primary.
- Participated in Taronga Zoo's Project Shark at Moona Moona Creek Huskisson and involved over 400 students from local primary schools.
- Educational sessions with year 11 at Nowra High students
- Threatened Species Day competition for all Shoalhaven primary schools

Environmental Services also ran educational sessions for students from Trinity Grammar at their new field station in Woollamia. The students learnt about water quality, threatened species and endangered ecological communities.

Threatened Species Day Competition

Council ran its annual Threatened Species Day Competition with primary schools across the City. The aim of this initiative is to raise awareness of the plight of threatened species. Over \$600 worth of prizes go to local schools as part of this educational initiative. The artwork was displayed in Councils foyer for the month of September to promote community awareness.

Verifying vegetation across the City

In partnership with OEH staff undertook vegetation plots across the City of Shoalhaven which will feed into improving the NSW Vegetation Information System. This is the system the state government uses for land use planning.

Improving the Resilience of vulnerable communities

In partnership with Griffith University and the Ministry of Police Council supported a series of workshops with the community of Sussex Inlet to develop a Strategic Action Plan to increase the community's ability to bounce back after natural hazards. Implementation of the community action plan is ongoing. This work has been recognised by both the NSW Local Government Excellence in the Environment Awards as well as being Highly Commended at the Resilience Australia Awards.

National Tree Day

Council staff organized a series of mass tree plantings with local primary schools on Council reserves across the City.

Coastal, Estuary and Floodplain Management Programs

These programs are collaborative partnerships with the State Government, particularly the NSW Office of Environment and Heritage (OEH). These programs are guided by Council's Natural Resources and Floodplain Management Committee. The committee

provides advice to Council in relation to the management of estuaries, natural areas floodplain and coast. The committee comprises community representatives, Council's representatives and representatives from the following state agencies: NSW DP&E, OEH, NPWS, SES, Department of Lands, Aboriginal Land Councils, LLS and Road and Maritime Services.

Shoalhaven Family History Society Inc.

Working with the Society to provide register details for research and verification and to where possible to correct our records in line with updated documentary evidence.

Berry and District Garden Club

There have been discussions with the Berry and District Garden Club regarding their interest in rehabilitation of the grounds in the historic section of Berry General Cemetery. This has now been referred to the new Berry CCB for consideration by the Berry and District Garden Club.

South Coast Cooperative Libraries

The South Coast Cooperative Libraries is a co-operative comprising the two local government areas of Shoalhaven and Kiama.

Kiama outsource most of the purchasing, cataloguing and processing of their book and non-book materials to Shoalhaven.

The primary role of the Cooperative Libraries is to set budget estimates for the partner book and non-book resources, develop mutually beneficial partnerships and to apply for joint grants where appropriate

WORKFORCE DIVERSITY

Local Government (General) Regulation 2005 - Section 217 Clause 1 (a9)

Council is committed to developing an equitable and diverse workforce which is representative of our community and the region. More importantly, Council aims to provide a working environment where all employees are welcomed, valued and differences are respected.

During the 2016/2017 year, Council engaged an expert organisation to assist it with developing its Workforce Plan for 2017 – 2021. Several workshops were held with stakeholders including management and staff representatives and as a result strategies have been identified to ensure Council's recruitment processes deliver a diverse workforce that is representative of the community and achieve the objectives of Council's Disability Inclusion Plan including developing partnerships with community organisations to achieve the outcomes. Implementation of an electronic recruitment system enables the capture of data in relation to disability, age and ethnic background.

Council's offering of flexible work programmes including flexible work arrangements post parental leave, transition to retirement, rostered days off and variable working hours support further the ability of staff to maintain a work / life balance.

Council continues its partnership with Hunter Valley Training Corporation hosting an increasing number of trainees in civil construction, water operations and administration.

Council continues to provide work experience opportunities for high school students, internship opportunities to students studying in various disciplines at Universities across NSW as well as an international internship programme.

Council's workforce demographics

Gender Diversity

The overall percentage of women in the SCC workforce has increased from 35% women in FY14 to 41% as at December 2016.

Table 1. Gender Diversity

Group	% Women	% Men
General Manager's Office	75%	25%
Finance, Corporate & Community Services	67.40%	32.60%
Shoalhaven Water	13.10%	86.90%
Assets & Works	17.00%	83.00%
Planning, Environment & Development Services	52.70%	47.30%
Total Workforce	41%	59%

In reviewing the gender balance in management levels, the following statistics are relevant:

Group	Male		Female		Total
	Number	%	Number	%	
Managers	45	70%	19	30%	64
Section Managers	10	59%	7	41%	17

Age Distribution

Shoalhaven City Council has an ageing workforce, with 41% of staff are aged 50 or older. Further, 11% are at retirement age (65) or will be eligible for retirement within the next five years. This contrasts to only 17% of workers aged under 30.

Council has in place an established traineeship and apprenticeship program to assist in attracting and retaining young people within the organisation through an agreement with a third-party provider with on average 50 participants involved. These externally engaged trainees are not included within the numbers below.

Council has also identified additional strategies within its Workforce Plan 2017 – 2021 to address the ageing workforce challenge.

Table 2. Age Distribution

Age	Total	General Manager's Office	Finance, Corporate & Community Services	Shoalhaven Water	Assets & Works	Planning Environment & Development Services
16 – 19	2.80%	0%	6.90%	0%	0.30%	0.60%
20 – 29	14.00%	0%	17.40%	16.80%	9.80%	12.40%
30 – 39	17.00%	30.00%	16.50%	20.40%	15.10%	16.00%
40 – 49	25.70%	30.00%	22.10%	23.10%	27.80%	33.70%
50 – 59	29.60%	20.00%	26.40%	28.30%	34.90%	29.00%
60 - 69	10.50%	10.00%	9.90%	11.00%	12.10%	8.30%
70+	0.40%	0%	0.90%	0.50%	0%	0%

SENIOR STAFF REMUNERATION PACKAGE

Local Government (General) Regulation 2005 – Section 217 Clause 1 (b) and (c)

Shoalhaven City Council is a multi-purpose Council administering traditional local government activities as well as other major activities such as the provision of water and sewerage services, tourism and industrial development.

The total assets the City is around \$2.7 billion which would place the City, in asset value terms, among the top 10 percent of organisations within Australia.

Council's expenditure (*including depreciation*) is over \$200 million dollars per annum which includes a number of commercial activities together with the range of activities indicated earlier.

Council employs over 900 staff on a full time equivalent basis including casual/temporary/fixed term staff as required.

Council administers approximately 99 Acts of Parliament and associated regulations and needs professional staff that have a wide-ranging appreciation of the legal requirements associated with a complex government instrumentality.

Council's activities link strongly to other Government agencies, particularly at the State level, which requires sensitive handling where State Government changes the political emphasis from time to time.

The total amount of money payable for salary, fringe benefits, vehicle and other on-costs for Council's senior staff, including the General Manager and four Group Directors, in 2016/17 is summarised as follows:

General Manager - \$342,297 pa

Combined Directors - \$1,069,801 pa

STORMWATER MANAGEMENT SERVICES

Local Government (General) Regulation 2005 – Section 217 Clause 1 (e)

Council's projected 2016/17 Stormwater Management Program was funded the following way:

- \$558,600 – Council revenue
- \$1,090,000 – Additional rates Stormwater Levy

The actual result was:

- \$271,779 – Spent from Council revenue
- \$230,265 – Spent from prior year rates Stormwater Levy
- \$656,245 - Spent from current year rates Stormwater Levy

Council also carried forward into 2017/18 unspent funds on 10 projects that were not complete (total of \$454,632).

Project	Council Funds	Contributions Revenue	Stormwater Levy	Total
Katela Avenue Bomaderry	\$10,634	\$0	\$70,015	\$80,649
Canal Improvements Sussex Inlet	\$43,370	\$0	\$130,841	\$174,211
Mollymook Creek Stage 1	\$0	\$0	\$20,625	\$20,625
Burrill St North Ulladulla	\$20,708	\$0	\$65,456	\$86,164
Penguins Head Rd Culburra Beach	\$0	\$0	\$70,000	\$70,000
The Park Dr Sanctuary Point	\$0	\$0	\$8,012	\$8,012
Wayfarer Dr Sussex Inlet	\$2,456	\$0	\$41,075	\$43,531
Lackersteen St Callala Bay	\$3,988	\$0	\$101,584	\$105,572
Orient Ave Orient Point	\$2,187	\$0	\$54,317	\$56,504
James Cres Kings Point	\$3,416	\$0	\$150,000	\$153,416
Old Berrara Rd Sussex Inlet	\$855	\$0	\$3,264	\$4,119
Dacres St Vincentia Drainage	\$0	\$0	\$40,261	\$40,261
Sussex Inlet Rd Sussex Inlet	\$95,438	\$0	\$59,499	\$154,937
Greville Ave Sanctuary Point	\$2,171	\$0	\$2,481	\$4,652
Bolong Rd Bomaderry Culvert upgrade	\$391	\$0	\$21,935	\$22,326
Adelaide & Church St Greenwell Point	\$0	\$0	\$3,575	\$3,575
Sunset Strip Manyana	\$0	\$0	\$1,823	\$1,823
River Rd Sussex Inlet Drainage	\$0	\$0	\$2,908	\$2,908
Drainage South Nowra Industrial	\$0	\$0	\$1,500	\$1,500
Gordon Street, Milton	\$0	\$0	\$37,341	\$37,341
	\$271,779	\$0	\$886,510	\$1,158,289

COMPANION ANIMALS ACT

Local Government (General) Regulation 2005 – Section 217 Clause 1 (f)

Statement of activities relating to enforcing and ensuring compliance with the Companion Animals Act and Regulation including information on:

Lodgement of Pound data collection returns with the department

The information contained in this section of the Annual Report is reported to the Office of Local Government (OLG) in accordance with their guidelines.

Lodgement of Data relating to dog attacks with the department

Dog Attacks reported to OLG via OLG reporting system as incidents occurred. During the reporting period there were 193 dog attacks reported to the OLG within by Shoalhaven City Council (SCC). Only dog attacks reported to Council are included in this figure.

Amount of funding spent relating to companion animal management activities.

SCC has spent a total of \$694,554 in respect of companion animal management and related activities during the reporting period.

Companion animal community education programs carried out.

Council has been very proactive encouraging authorised identifiers and breeders to use Pet Registry. Council has visited vet clinics and corresponded with numerous breeders and private authorised identifiers and supplied them with OLG information. SCC is hoping that the OLG companion animal brochures will become available again as this is what Council was using along with Council information such as media releases, correspondence to pet owners, and one on one education via the telephone and face to face by animal management officers and administration staff. Council has an educational cat brochure available to the public. The SCC library has made available books, e-books, DVD's and CD's to compliment the resources noted in the brochures to help pet owners with a variety of dog and cat issues.

Strategies Council has in place to promote and assist the desexing of dogs and cats.

Council assisted the Nowra Animal Welfare League and the RSPCA at the Animal Shelter on 25/5/2017 with an event at the Shoalhaven Animal Shelter. RSPCA provided free microchipping and vouchers were given out by the AWL for subsidised desexing. Council staff provided education to pet owners at the time.

Owners of non-desexed pets who come to the attention of Council as a result of enforcement programs and/or the lifetime registration mail-outs are encouraged to take advantage of the discounted registration fee for desexed animals.

Telephone calls received from the public requesting discount desexing are referred on to the RSPCA, Nowra or Ulladulla branches who, at times, offer this service to eligible pet owners. The National Desexing Network (NDN) is also available to provide a list of vet clinics who offer discount desexing via the NDN. A couple of clinics in the Shoalhaven participate with NDN.

Strategies to comply with Section 64 (Companion Animals Act) to seek alternatives to euthanasia for unclaimed animals.

Council's Pound is managed by the RSPCA who have complimentary strategies in this regard. The euthanasia rate has dropped considerably in the last few years due to the commitment of the new manager of the facility. RSPCA also has dedicated vehicles to transfer animals to other shelters to improve rehoming opportunities.

Ranger Services promotes desexing and highlights the euthanasia problem during routine telephone enquiries about animal matters especially registration costs and during the enforcement process.

Off-Leash Areas provided in the Council area.

SCC understands that it is necessary for our communities' dog owners to have access to suitable exercise and play facilities. The Access Area for Dogs Policy is developed by the Social and Infrastructure Planning Unit in consultation with the community and government agencies. Council undertook an extensive review of the policy in 2012/13 and continues to review sites as community requests are made. The policy became effective 17 February 2015. Council has undertaken a review of dog signage in consultation with the community to develop a more consistent and user-friendly signage which is currently being rolled out across the LGA. Council trialled a restricted timed off leash area at Narrawallee Beach which has now been implemented. Council's policy is available by contacting Council's customer service line or via Council's website.

Where applicable, signs are posted indicating off leash times and areas. All remaining public areas where dogs are available to access, they must be on leash at all times.

<http://shoalhaven.nsw.gov.au/My-Property/Pet-ownership/Off-leash-areas>
<http://doc.shoalhaven.nsw.gov.au/displaydoc.aspx?record=POL15/9>

Detailed financial information on the use of companion animals fund money for management and control of companion animals in the area.

Statement of Income and Expenditure for Companion Animals for the Year Ended 30 June 2017

Item	Cost	Totals
Income		
Registrations	\$ 144,060	
Fines and Costs	\$ 277,854	
Other	\$ 53,051	
	Total	\$474,965
Expenditure		
Salaries	\$ 240,880	

On Costs	\$ 85,100	
Training and conferences	\$ 1,900	
Motor Vehicle Costs	\$ 77,869	
Pound Costs	\$ 245,193	
State Debt Recovery infringement processing fees	\$ 22,016	
Other Costs	\$ 21,596	
	Total	\$694,554
Surplus / (Deficit)		(\$219,589)

RATES & CHARGES WRITTEN OFF

Local Government (General) Regulation 2005 – Reg 132

The following is a summary of rates and charges written off during the period July 2016 to June 2017:

Abandoned rates and charges are determined under various sections of the Local Government Act 1993 which include:

Write Off Type	Amount
Abandoned	\$10,118.61
Postponed Abandoned	\$4,503.60
Pensioner Rebates	\$3,004,539.26
Total	\$3,019,161.47

- a. Section 564(2) of the Local Government Act 1993, which states Council may abandon interest charges on ratepayers who make periodical payments of their rates and charges to Council.
- b. Section 567 of the Local Government act 1993, which enables Council to abandon interest on rate accounts whereby in Council's opinion, the person is unable to pay the accrued interest "for reasons beyond the person's control" or payment of the accrued interest would cause the person hardship.
- c. Section 595 of the Local Government Act 1993 requires Council to write off postponed rates and charges which have accrued for more than five years.
- d. Section 583 of the Local Government Act 1993 requires Council to write off rates, charges and interest for an eligible pensioner who is entitled to a pensioner rebate.

NOTE – abandonments do not include sale of land properties held in July 2016 - June 2017

PUBLIC INTEREST DISCLOSURES ACT 1994

The Public Interest Disclosures Act, 1994 (PID Act) requires that Council report annually on its obligations under the Act. This report is made in accordance with Sections 31 and 6E of the PID Act, and Clause 4 of the associated regulations.

The PID Act encourages and facilitates the disclosure, by public officials, of:

- Corrupt conduct
- Maladministration
- Serious and substantial waste of public money
- A breach of the Government Information (Public Access) Act, 2009
- A breach of pecuniary interest obligations under the Local Government Act, 1993.

The Act sets out a comprehensive framework for protecting public officials who disclose wrongdoing and provides clear pathways for those wanting to make disclosures.

Council's internal reporting policy contains the procedures relating to the lodgment, receipt, assessment and handling of public interest disclosures. The General Manager, Council's Public Officer/ Internal Auditor and Ranger Services Manager are designated disclosures officers and may receive and deal with reports made under the Act.

Council's internal reporting policy and other information about the Act has been made available to staff through Council's intranet, staff bulletins, and staff induction sessions. Designated PID disclosures officers have attended public interest disclosures training provided by the NSW Ombudsman and general PID training sessions have also been held for staff.

In the reporting period 1 July, 2016 and 30 June 2017 Council received two (2) public interest disclosures regarding wrongdoing by members of Council staff. Each matter was investigated and actioned in accordance with Council policy and legislative requirements. Enquiries in regard to the Public Interest Disclosures Act can be directed to Council's Public Officer or the Public Interest Disclosures Unit, NSW Ombudsman.

GOVERNMENT INFORMATION (PUBLIC ACCESS) ACT 2009

Under section 7 of the GIPA Act, agencies must review their programs for the release of government information to identify the kinds of information that can be made publicly available. This review must be undertaken at least once every 12 months.

Council's Program for the proactive release of information involves the review of all access applications to ascertain if there is certain information that is continually being requested and if so deciding if that information can be placed on Council's website. As a result of this review, Council has not released any further information proactively.

Council has actively sought to place information on its website identified as being readily available (having regard to its format etc) for viewing by the public. Council, as a practice, gives consideration to public access availability of all new projects, initiatives and developments.

Whilst Council reviews its decision about proactively releasing information on an annual basis, it will also release information proactively as and when required.

Number of Formal access applications received - Clause 7(b)

- During the reporting period, our agency received a total of 22 formal access applications.
- Of those 22 applications, two were refused in full
- Attached are the schedule 2 tables with the relevant statistics about the applications received and the decisions made during the reporting year.

Statistical information about access applications - Clause 7(d) and Schedule 2

Table A: Number of applications by type of applicant and outcome*

Applicant	Access granted in full	Access granted in part	Access refused in full	Information not held	Information already available	Refuse to deal with application	Refuse to confirm/deny whether information is held	Application withdrawn
Media	0	0	0	0	0	0	0	0
Members of Parliament	0	0	0	0	0	0	0	0
Private sector business	1	0	2	0	0	0	0	0
Not for profit organisations or community groups	0	0	0	0	0	0	0	0
Members of the public (application by legal representative)	5	1	0	2	0	0	0	2
Members of the public (other)	5	5	0	0	0	0	0	0

Applicant	Access granted in full	Access granted in part	Access refused in full	Information not held	Information already available	Refuse to deal with application	Refuse to confirm/deny whether information is held	Application withdrawn
Media	0	0	0	0	0	0	0	0
Members of Parliament	0	0	0	0	0	0	0	0
Private sector business	1	0	2	0	0	0	0	0
Not for profit organisations or community groups	0	0	0	0	0	0	0	0
Members of the public (application by legal representative)	5	1	0	2	0	0	0	2
Members of the public (other)	5	5	0	0	0	0	0	0

*More than one decision can be made in respect of a particular access application. If so, a recording must be made in relation to each such decision. This also applies to Table B.

Table B: Number of applications by type of application and outcome

	Access granted in full	Access granted in part	Access refused in full	Information not held	Information already available	Refuse to deal with application	Refuse to confirm/deny whether information is held	Application withdrawn
Personal information applications*	0	0	0	0	0	0	0	0
Access applications (other than personal information applications)	8	1	2	1	0	0	0	2

Access applications that are partly personal information applications and partly other	3	4	0	1	0	0	0	0
--	---	---	---	---	---	---	---	---

*A personal information application is an access application for personal information (as defined in clause 4 of Schedule 4 to the Act) about the applicant (the applicant being an individual).

The total number of decisions in Table B should be the same as Table A.

Table C: Invalid applications

Reason for invalidity	Number of applications
Application does not comply with formal requirements (section 41 of the Act)	0
Application is for excluded information of the agency (section 43 of the Act)	0
Application contravenes restraint order (section 110 of the Act)	0
Total number of invalid applications received	0
Invalid applications that subsequently became valid applications	0

Table D: Conclusive presumption of overriding public interest against disclosure: matters listed in Schedule 1 of the Act

Item	Number of times consideration used*
Overriding secrecy laws	0
Cabinet information	0
Executive Council information	0
Contempt	0
Legal professional privilege	2
Excluded information	0
Documents affecting law enforcement and public safety	0
Transport safety	0
Adoption	0
Care and protection of children	0
Ministerial code of conduct	0
Aboriginal and environmental heritage	0

*More than one public interest consideration may apply in relation to a particular access application and, if so, each such consideration is to be recorded (but only once per application). This also applies in relation to Table E.

Table E: Other public interest considerations against disclosure: matters listed in table to section 14 of the Act

Item	Number of occasions when application not successful
Responsible and effective government	1
Law enforcement and security	0
Individual rights, judicial processes and natural justice	0
Business interests of agencies and other persons	0
Environment, culture, economy and general matters	0
Secrecy provisions	0
Exempt documents under interstate Freedom of Information legislation	0

Table F: Timeliness

Item	Number of applications
Decided within the statutory timeframe (20 days plus any extensions)	18
Decided after 35 days (by agreement with applicant)	1
Not decided within time (deemed refusal)	3
Total	22

Table G: Number of applications reviewed under Part 5 of the Act (by type of review and outcome)

Item	Decision varied	Decision upheld	Total
Internal review	0	0	0
Review by Information Commissioner*	0	0	0
Internal review following recommendation under section 93 of Act	0	0	0
Review by ADT	0	0	0
Total	0	0	0

*The Information Commissioner does not have the authority to vary decisions, but can make recommendation to the original decision-maker. The data in this case indicates that a recommendation to vary or uphold the original decision has been made.

Table H: Applications for review under Part 5 of the Act (by type of applicant)

Applicant	Number of applications for review
Applications by access applicants	0
Applications by persons to whom information the subject of access application relates (see section 54 of the Act)	0

SPECIAL RATE VARIATION PROGRESS

Council's projected 2016/17 Special Rate Variation Program was funded the following way:

- \$2,466,614 – Additional rates Special Rate Variation

The actual result was:

- \$277,984 – Spent from Council revenue
- \$232,012 – Spent from Capital Contributions
- \$255,469 – Spent from 15/16 Special Rates carried forward
- \$1,193,044 – Spent from 16/17 Special Rates

Council also carried forward into 2017/18 unspent funds on 5 projects that were not complete (a total of \$1,273,570).

Project	Council Funds	Contributions Revenue	Special Rate Variation	Total
Agars Lane Sealing	\$0	\$0	\$184,255	\$184,255
Mollymook Beach Reserve Cycleway - Mitchell Pde	\$0	\$36,012	\$36,012	\$72,024
Matron Porter Drive Shared User Path	\$120,729	\$160,000	\$192,293	\$473,022
Coolangatta Road	\$0	\$0	\$766,244	\$766,244
Jacobs Dr, Sussex Inlet	\$0	\$0	\$26,066	\$26,066
Round The Bay Walk Callala Bay	\$6,054	\$0	\$1,182	\$7,236
Orion Beach Walk	\$0	\$0	\$17,806	\$17,806
Naval College Road	\$55,028	\$36,000	\$94,949	\$185,977
Currumbene Street Huskisson	\$46,173	\$0	\$129,706	\$175,879
	<u>\$227,984</u>	<u>\$232,012</u>	<u>\$1,448,513</u>	<u>\$1,908,509</u>

FINANCIAL ASSISTANCE GRANTS (FAG)

The Financial Assistance Grants (FAG) received by Shoalhaven City council this financial year equated to \$17,369,248. Of this, \$5,868,152 was a prepayment for the 17/18 financial year. Council recognises the importance of the FAG funding source in delivering vital infrastructure and services to the local government area.

Due to the fact that FAG are not keeping pace with community demand, Councils are continually being asked to do more with less, which thereby affects Council's ability to provide efficient and effective infrastructure, effectively disadvantaging the community financially.

STATE OF THE ENVIRONMENT



Shoalhaven City Council State of the Environment Summary Report 2016-2017

Performance of the Local Government Area (“Community”)

		Aboriginal Heritage
		Air
	NA	Biodiversity
		Land Quality
		Land Use Planning
		Noise
		Non Aboriginal Heritage
		Solid Waste
		Waste Water
		Water Quality
		Water Use














Performance of Council Operations (“Corporate”)

		Energy
		Fleet
		Greenhouse
		Water Use
		Denotes whether performance has remained the same, improved or worsened since the previous years for the issue.
		Denotes whether target performance has been achieved or otherwise for issues where targets have been set.



















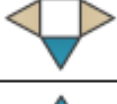

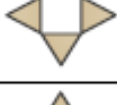



Some issues have not been rated due to lack of trend data.

The complete State of Environment Report can be found at:
<http://doc.shoalhaven.nsw.gov.au/Displaydoc.aspx?Record=D17/358799>

ANNUAL STRATEGIC INDICATORS 2016 – 2017






KRA	Focus	Measure	Value 2015/16	Value 2016/17	Unit	Direction of Change	Comment
Com	Community health and wellbeing	Australian Unity Personal Wellbeing Index for Shoalhaven	83.6	84.1	Rating out of 100		✓
Com	Community health and wellbeing	Community's satisfaction with their current health situation	4.05	4.04	Rating out of 5		✓
Com	Level of volunteering	Number of Bushcare Groups operating on Council-owned and managed land.	71	68	#		✗
Com	Level of volunteering	Number of in-kind hours contributed by volunteer Bushcare Groups	6,512	6,685.50	Hrs		✓
Com	Level of volunteering	Number of individual volunteers involved in Bushcare	634	702	#		✓
Com	Level of volunteering	Number of Parkcare groups	48	49	#		✓
Com	Level of volunteering	Number of volunteer hours contributed by volunteer Parkcare Groups	2515	1788	Hrs		✗
Com	Level of volunteering	Number of individual volunteers involved in Parkcare	370	386	#		✓
Com	The level of volunteering	Number Council Management Committees (Facilities)	15	14	#		✗
Com	Level of volunteering	Number Council Management Committees (Sportsgrounds).	24	24	#		—
Com	Use of Council's Arts Centre	Number of attendances at Arts Centre	11,259	25,628	#		✓
Com	Use of Council's community facilities	Community facilities usage - hours per quarter booked	559	559	#		—
Com	Use of Council's aquatic facilities	Number of attendances at Council's aquatic and leisure centres	718,074	850,000	#		✓

KRA	Focus	Measure	Value 2015/16	Value 2016/17	Unit	Direction of Change	Comment
Com	Use of the Shoalhaven Entertainment Centre	Number of attendances at the Shoalhaven Entertainment Centre	52,324	61,061	#		✓
Com	Shoalhaven population	Shoalhaven population	100,147	101,777	#		✓
Com	Shoalhaven population	% increase in population	1.9	1.27	%		✗
Com	Education and skill levels in the community	Residents aged over 15 have completed Year 12	30.5	33.9	%		✓
Com	Education and skill levels in the community	Residents aged over 15 years with vocational qualification,	24	24	%		▬
Com	Education and skill levels in the community	Residents aged over 15 years with a Diploma	7.4	7.4	%		▬
Com	Education and skill levels in the community	Residents aged over 15 years with a Bachelor degree or higher	10.2	10.2	%		▬
Com	The health of the community	Community's Personal Wellbeing Index	78.29	79.44	Index		✓
Com	Use of public transport to work and school	Number of people who caught public transport to work	245	245	#		▬
Com	Use of public transport to work and school	Shoalhaven's working population who caught public transport	0.7	0.7	%		▬
Com	The level of volunteering	Number of Community Consultative Bodies	26	24	#		✗
Com	Community safety	LG Emergency Management Health Check - overall rating	-	3.91	Rating out of 5		▬
Com	Use of Council's libraries	Number of attendances at Council's libraries	365,732	497,351	#		✓




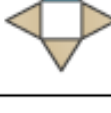





KRA	Focus	Measure	Value 2015/16	Value 2016/17	Unit	Direction of Change	Comment
Com	Use of Council's libraries	Number of virtual visits at Council's libraries	638,748	358,318	#		
Com	Use of Council's libraries	% items loaned on self-checkout machine	31	32	%		
Com	Internet access	Number of public use PCs available	26	26	#		
Env	Threatened plant and animal species	Number of threatened plant and animal species	147	152	#		
Env	Council's water and energy consumption	Total energy consumption	99,671	123,076	Gj		
Env	Council's greenhouse gas emissions	Council greenhouse gas emissions per resident	526.82	523.29	kg		
Env	Alternate energy (includes renewable and recoverable energy) generation	Total alternate energy generation by Council	4,393	5,406	MwHrs		
Env	Greenhouse Gas emissions	Tonnes Greenhouse gas emissions for Council	52,682	51,963	Tonnes		
Env	Renewable energy generation capacity	Total available capacity of renewable energy generation by Council	152	152	kwh		
Env	Council's water and energy consumption	Total water consumption	392.76	351.03	ML		
Env	Length of roads	Sealed road	1375.61	1,389.40	Km		
Env	Length of roads	Unsealed road	340.53	314.89	Km		

KRA	Focus	Measure	Value 2015/16	Value 2016/17	Unit	Direction of Change	Comment
Env	Accessibility to transport other than cars	Number of kerb ramps constructed	13	47	#		✓
Env	Accessibility to transport other than cars	Current number of kerb ramps in the Shoalhaven	1360	1870	#		✓
Env	Accessibility to transport other than cars	Number of bike rack locations installed	6	7	#		✓
Env	Accessibility to transport other than cars	Number of pedestrian safety facilities constructed	14	12	#		—
Env	Accessibility to transport other than cars	Current number of pedestrian safety facilities	235	247	#		✓
Env	Accessibility to transport other than cars	Number of bus stop improvements	7	8	#		✓
Env	Accessibility to transport other than cars	Current number of bus shelters	182	183	#		✓
Env	Accessibility to transport other than cars	Current number of bus stop posts	544	544	#		—
Env	The length of cycle ways and footpaths	Current total Km of cycle ways and footpaths	218.16	232.03	Km		✓
Env	The length of cycle ways and footpaths	Constructed cycleway and footpath per year	5.85	4.63	Km		✗
Env	Percentage of waste diverted from landfill	% of waste diverted from landfill	33.4	32.4	%		✗
Env	Green waste	Tonnes of green waste collected	12,105	10,938	Tonnes		✗
Env	Road safety	Current number of roundabouts	74	86	#		✓

KRA	Focus	Measure	Value 2015/16	Value 2016/17	Unit	Direction of Change	Comment
Env	Road safety	Current number of traffic signals	19	21	#		✓
Env	Accessibility to transport other than cars	Current number of bike rack locations	60	67	#		✓
Env	Road safety	Number of road safety improvement projects completed	9	19	#		✓
Env	Road safety	Number of roundabouts constructed during the year	3	12	#		✓
Env	Shoalhaven housing	Number of new dwellings approved (combined, dual occupancies, Secondary Dwellings and units/flats)	735	870	#		✓
Env	Shoalhaven housing	% change in the number of new dwellings approved over last year	-1.2	18	%		✓
Env	Trend of 16 community and corporate State of the Environment themes (12 Community Indicators, 4 Council Indicators)	Number of SoE indicators improved	9	7	#		✗
Env	Residential water use	Annual average residential water consumption	144	150	KI		✗
Env	Trend of 16 community and corporate State of the Environment themes (12 Community Indicators, 4 Council Indicators)	Number of SoE Indicators that remained stable	2	2	#		▬

KRA	Focus	Measure	Value 2015/16	Value 2016/17	Unit	Direction of Change	Comment
Env	Trend of 16 community and corporate State of the Environment themes (12 Community Indicators, 4 Council Indicators)	Number of SoE Indicators worsened	4	6	#		✘
Env	Trend of 16 community and corporate State of the Environment themes (12 Community Indicators, 4 Council Indicators)	Number of SoE targets	14	14	#		—
Env	Trend of 16 community and corporate State of the Environment themes (12 Community Indicators, 4 Council Indicators)	Number of SoE targets met	6	8	#		✓
Env	Shoalhaven estuaries health rating	Number of sampled estuaries	18	17	#		✘
Env	Shoalhaven estuaries health rating	Number of estuaries receiving a good or higher health rating	13	4	#		✘

KRA	Focus	Measure	Value 2015/16	Value 2016/17	Unit	Direction of Change	Comment
Gov	Compliance with the Best Practice Management of Water Supply and Sewerage Guidelines through an annual independent audit.	% compliance	100	100	%		✓
Gov	Council workforce	Percentage of indigenous staff in the workforce		1.66	%		■
Gov	Council workforce	Percentage of female staff in the workforce		41	%		■
Gov	Council workforce	Percentage of workforce that are apprentices, trainees or cadets		0.83	%		■
Gov	Council workforce	Percentage of women in management (supervisor & above roles)		30	%		■
Gov	Council workforce	Staff total turnover against head count percentage		11.94	%		■
Gov	Council workforce	Staff voluntary turnover percentage for 12 months to end of quarter		9.67	%		■
Gov	Council workforce	Number of employees (permanent FTE)	794	792	#		■
Gov	Timely responses to applications received from the community	Formal GIPA Act applications processed within legislative timeframe	88	86	%		✗

KRA	Focus	Measure	Value 2015/16	Value 2016/17	Unit	Direction of Change	Comment
Gov	Timely responses to applications received from the community	Informal GIPA Act applications processed within 28 days	98	96	%		✘
Gov	Timely responses to complaints and requests received from the community	Correspondence items answered within 28 days	90.43	92.35	%		✔
Gov	Timely responses to applications received from the community	Formal GIPA Act applications received	34	22	#		✔
Gov	Timely responses to applications received from the community	Informal GIPA Act applications received	336	372	#		✘
Gov	Timely responses to complaints and requests received from the community	Correspondence items received from the community	81,395	102,250	#		✔
Gov	Use of Council's Website	Number of visitor sessions to SCC website	551,677	572,554	#		✔
Gov	Use of Council's Website	Number of page views on SCC website	1,420,685	1,452,001	#		✔
Gov	Financial sustainability	Debt Service cover ratio	3.88	2.45	:1		✔
Gov	Operating surplus (deficit)	Actual operating surplus or deficit, excluding capital grants and contributions	-6,103	-4,196	\$000,		✔

KRA	Focus	Measure	Value 2015/16	Value 2016/17	Unit	Direction of Change	Comment
Gov	Asset sustainability	Infrastructure backlog (\$M) as % of total infrastructure assets (estimated at fair value)	1.6	5.06	%		✘
Gov	Asset sustainability	% difference in renewal cash-fund actual to required asset depreciation	56.0	71.69	%		✔
Pro	Visitors to Shoalhaven	Number of domestic overnight, day and international visitors	3.1	3.02	Million		✘
Pro	Spend by Visitors to Shoalhaven	Total economic impact of direct expenditure by all visitors to the Shoalhaven	762,000	838,000	,\$000		✔
Pro	Visitors to Shoalhaven	Number of domestic overnight, day and international visitors in the past 3 years	8	9.07	Million		✔
Pro	Spend by Visitors to Shoalhaven	Total economic impact of direct expenditure by all visitors to the Shoalhaven over the past 3 years	2	2.297	\$billion		✔
Pro	Local economic activity, major capital infrastructure investment	Major capital infrastructure investment	369	319	\$m		✘
Pro	Labour force status	Number of people employed	35,435	37,268	#		✔
Pro	Labour force status	Unemployment rate	9.86	8.04	%		✔
Pro	Gross regional product	Gross regional product	4438	4896	\$M		✔
Pro	New commercial construction and business investment	Value of Non-Residential Development Application approvals	66.580	79.648	\$M		✔

KRA	Focus	Measure	Value 2015/16	Value 2016/17	Unit	Direction of Change	Comment
Pro	New commercial construction and business investment	Value of part 3A Development Application approvals	0	0	\$M		
Pro	Residential development approvals	Value of new residential development approvals	246	321.784	\$M		
Pro	Development Applications received	Number of Development Applications received	2,088	2,209	#		
Pro	Subdivision approvals	Value of new subdivision approvals (does not include applications involving building works)	2.80	7.535	\$M		

SIX MONTHLY REPORTS

Six Monthly Report July 2016 To December 2016

<http://doc.shoalhaven.nsw.gov.au/Displaydoc.aspx?Record=d17/47571>

Six Monthly Report January 2017 To June 2017

<http://doc.shoalhaven.nsw.gov.au/Displaydoc.aspx?Record=d17/257831>