

Ulladulla Wastewater Treatment Plant - Monitoring Summary

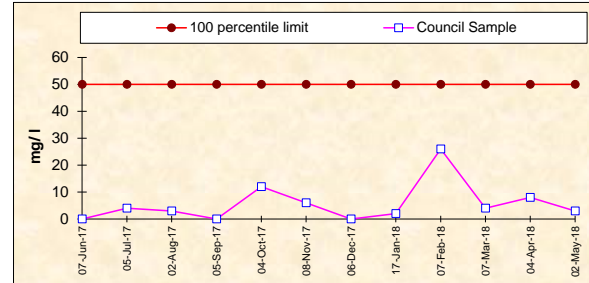
Licensee: Shoalhaven City Council, Shoalhaven Water, PO Box 42 Nowra 2541

Environment Protection License No. 446

EPA ID No. 5

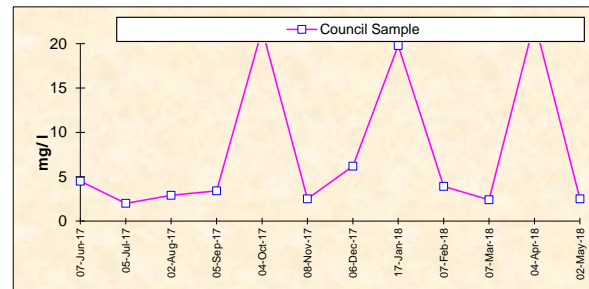
BOD

Frequency	Date Sample Obtained	Date Result Obtained	Unit Of Measurement	100 percentile limit	Council Sample
Monthly	07-Jun-17	28-Jun-17	milligrams per litre	50	<2
Monthly	05-Jul-17	26-Jul-17	milligrams per litre	50	4
Monthly	02-Aug-17	24-Aug-17	milligrams per litre	50	3
Monthly	05-Sep-17	19-Sep-17	milligrams per litre	50	<2
Monthly	04-Oct-17	20-Oct-17	milligrams per litre	50	12
Monthly	08-Nov-17	28-Nov-17	milligrams per litre	50	6
Monthly	06-Dec-17	22-Dec-17	milligrams per litre	50	<2
Monthly	17-Jan-18	31-Dec-18	milligrams per litre	50	2
Monthly	07-Feb-18	21-Feb-18	milligrams per litre	50	26
Monthly	07-Mar-18	21-Mar-18	milligrams per litre	50	4
Monthly	04-Apr-18	20-Apr-18	milligrams per litre	50	8
Monthly	02-May-18	22-May-18	milligrams per litre	50	3



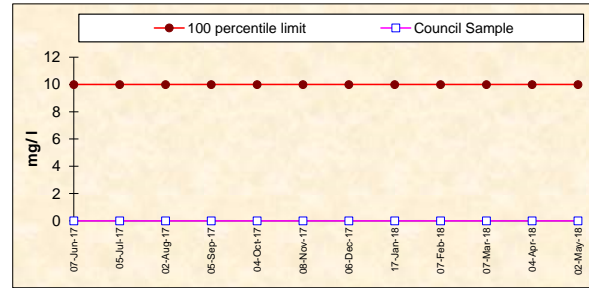
TOTAL NITROGEN

Frequency	Date Sample Obtained	Date Result Obtained	Unit Of Measurement	100 percentile limit	Council Sample
Monthly	07-Jun-17	28-Jun-17	milligrams per litre	MONITORING CONDITION	4.5
Monthly	05-Jul-17	26-Jul-17	milligrams per litre		2.0
Monthly	02-Aug-17	24-Aug-17	milligrams per litre		2.9
Monthly	05-Sep-17	19-Sep-17	milligrams per litre		3.4
Monthly	04-Oct-17	20-Oct-17	milligrams per litre		21.6
Monthly	08-Nov-17	28-Nov-17	milligrams per litre		2.5
Monthly	06-Dec-17	22-Dec-17	milligrams per litre		6.2
Monthly	17-Jan-18	31-Dec-18	milligrams per litre		19.8
Monthly	07-Feb-18	21-Feb-18	milligrams per litre		3.9
Monthly	07-Mar-18	21-Mar-18	milligrams per litre		2.4
Monthly	04-Apr-18	20-Apr-18	milligrams per litre		22.5
Monthly	02-May-18	22-May-18	milligrams per litre		2.5



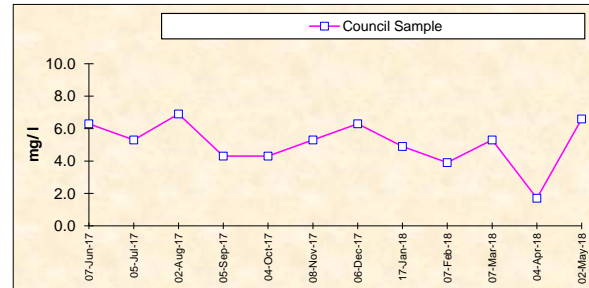
OIL AND GREASE

Frequency	Date Sample Obtained	Date Result Obtained	Unit Of Measurement	100 percentile limit	Council Sample
Monthly	07-Jun-17	28-Jun-17	milligrams per litre	10	<1
Monthly	05-Jul-17	26-Jul-17	milligrams per litre	10	<1
Monthly	02-Aug-17	24-Aug-17	milligrams per litre	10	<1
Monthly	05-Sep-17	19-Sep-17	milligrams per litre	10	<1
Monthly	04-Oct-17	20-Oct-17	milligrams per litre	10	<1
Monthly	08-Nov-17	28-Nov-17	milligrams per litre	10	<1
Monthly	06-Dec-17	22-Dec-17	milligrams per litre	10	<1
Monthly	17-Jan-18	31-Dec-18	milligrams per litre	10	<1
Monthly	07-Feb-18	21-Feb-18	milligrams per litre	10	<1
Monthly	07-Mar-18	21-Mar-18	milligrams per litre	10	<1
Monthly	04-Apr-18	20-Apr-18	milligrams per litre	10	<1
Monthly	02-May-18	22-May-18	milligrams per litre	10	<1



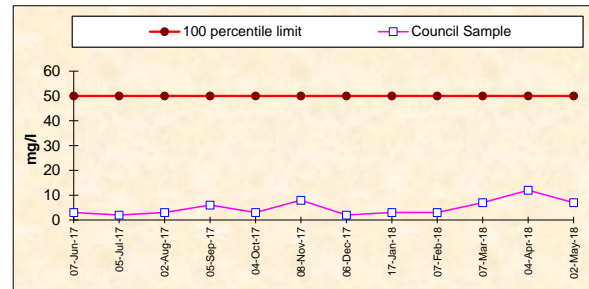
TOTAL PHOSPHORUS

Frequency	Date Sample Obtained	Date Result Obtained	Unit Of Measurement	100 percentile limit	Council Sample
Monthly	07-Jun-17	28-Jun-17	milligrams per litre	MONITORING CONDITION	6.3
Monthly	05-Jul-17	26-Jul-17	milligrams per litre		5.3
Monthly	02-Aug-17	24-Aug-17	milligrams per litre		6.9
Monthly	05-Sep-17	19-Sep-17	milligrams per litre		4.3
Monthly	04-Oct-17	20-Oct-17	milligrams per litre		4.3
Monthly	08-Nov-17	28-Nov-17	milligrams per litre		5.3
Monthly	06-Dec-17	22-Dec-17	milligrams per litre		6.3
Monthly	17-Jan-18	31-Dec-18	milligrams per litre		4.9
Monthly	07-Feb-18	21-Feb-18	milligrams per litre		3.9
Monthly	07-Mar-18	21-Mar-18	milligrams per litre		5.3
Monthly	04-Apr-18	20-Apr-18	milligrams per litre		1.7
Monthly	02-May-18	22-May-18	milligrams per litre		6.6



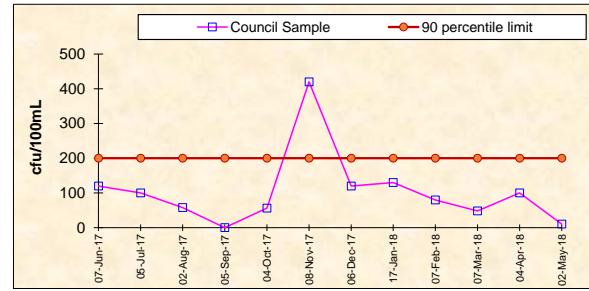
TOTAL SUSPENDED SOLIDS

Frequency	Date Sample Obtained	Date Result Obtained	Unit Of Measurement	100 percentile limit	Council Sample
Monthly	07-Jun-17	28-Jun-17	milligrams per litre	50	3
Monthly	05-Jul-17	26-Jul-17	milligrams per litre	50	2
Monthly	02-Aug-17	24-Aug-17	milligrams per litre	50	3
Monthly	05-Sep-17	19-Sep-17	milligrams per litre	50	6
Monthly	04-Oct-17	20-Oct-17	milligrams per litre	50	3
Monthly	08-Nov-17	28-Nov-17	milligrams per litre	50	8
Monthly	06-Dec-17	22-Dec-17	milligrams per litre	50	2
Monthly	17-Jan-18	31-Dec-18	milligrams per litre	50	3
Monthly	07-Feb-18	21-Feb-18	milligrams per litre	50	3
Monthly	07-Mar-18	21-Mar-18	milligrams per litre	50	7
Monthly	04-Apr-18	20-Apr-18	milligrams per litre	50	12
Monthly	02-May-18	22-May-18	milligrams per litre	50	7



FAECAL COLIFORMS

Frequency	Date Sample Obtained	Date Result Obtained	Unit Of Measurement	90 percentile limit	Council Sample
Special Frequency 1	07-Jun-17	28-Jun-17	colony forming units per 100 millilitres	200	120
Special Frequency 1	05-Jul-17	26-Jul-17	colony forming units per 100 millilitres	200	100
Special Frequency 1	02-Aug-17	24-Aug-17	colony forming units per 100 millilitres	200	58
Special Frequency 1	05-Sep-17	19-Sep-17	colony forming units per 100 millilitres	200	<1
Special Frequency 1	04-Oct-17	20-Oct-17	colony forming units per 100 millilitres	200	56
Special Frequency 1	08-Nov-17	28-Nov-17	colony forming units per 100 millilitres	200	420
Special Frequency 1	06-Dec-17	22-Dec-17	colony forming units per 100 millilitres	200	120
Special Frequency 1	17-Jan-18	31-Dec-18	colony forming units per 100 millilitres	200	130
Special Frequency 1	07-Feb-18	21-Feb-18	colony forming units per 100 millilitres	200	80
Special Frequency 1	07-Mar-18	21-Mar-18	colony forming units per 100 millilitres	200	48
Special Frequency 1	04-Apr-18	20-Apr-18	colony forming units per 100 millilitres	200	100
Special Frequency 1	02-May-18	22-May-18	colony forming units per 100 millilitres	200	10



ENTEROCOCCI

Frequency	Date Sample Obtained	Date Result Obtained	Unit Of Measurement	90th percentile limit	Council Sample	
Special Frequency 1	07-Jun-17	28-Jun-17	colony forming units per 100 millilitres	MONITORING	56	
Special Frequency 1	05-Jul-17	26-Jul-17	colony forming units per 100 millilitres		240	
Special Frequency 1	02-Aug-17	24-Aug-17	colony forming units per 100 millilitres		43	
Special Frequency 1	05-Sep-17	19-Sep-17	colony forming units per 100 millilitres		<1	
Special Frequency 1	04-Oct-17	20-Oct-17	colony forming units per 100 millilitres		65	
Special Frequency 1	08-Nov-17	28-Nov-17	colony forming units per 100 millilitres		200	
Special Frequency 1	06-Dec-17	22-Dec-17	colony forming units per 100 millilitres		CONDITION	140
Special Frequency 1	17-Jan-18	31-Dec-18	colony forming units per 100 millilitres			290
Special Frequency 1	07-Feb-18	21-Feb-18	colony forming units per 100 millilitres			55
Special Frequency 1	07-Mar-18	21-Mar-18	colony forming units per 100 millilitres			6
Special Frequency 1	04-Apr-18	20-Apr-18	colony forming units per 100 millilitres	90		
Special Frequency 1	02-May-18	22-May-18	colony forming units per 100 millilitres	1		

