

Berry Wastewater Treatment Plant - Monitoring Summary

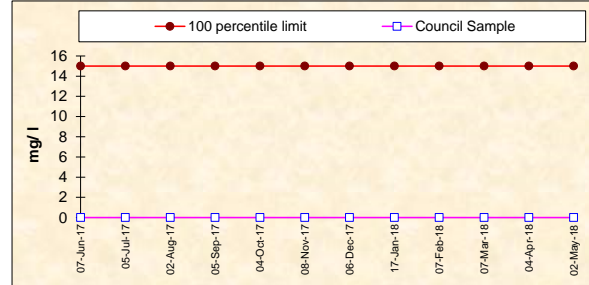
Licensee: Shoalhaven City Council, Shoalhaven Water, PO Box 42 Nowra 2541

Environment Protection License No. 1736

EPA ID No. 3

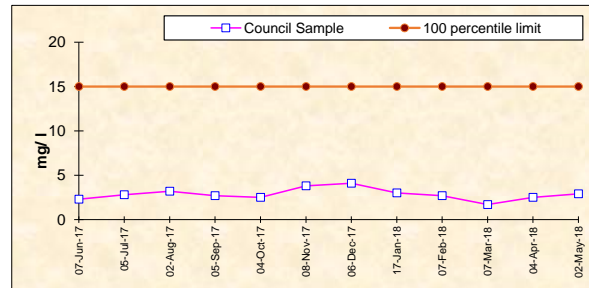
BOD

Frequency	Date Sample Obtained	Date Result Obtained	Unit Of Measurement	100 percentile limit	Council Sample
Monthly	07-Jun-17	28-Jun-17	milligrams per litre	15	<2
Monthly	05-Jul-17	26-Jul-17	milligrams per litre	15	<2
Monthly	02-Aug-17	24-Aug-17	milligrams per litre	15	<2
Monthly	05-Sep-17	19-Sep-17	milligrams per litre	15	<2
Monthly	04-Oct-17	20-Oct-17	milligrams per litre	15	<2
Monthly	08-Nov-17	28-Nov-17	milligrams per litre	15	<2
Monthly	06-Dec-17	22-Dec-17	milligrams per litre	15	<2
Monthly	17-Jan-18	31-Jan-18	milligrams per litre	15	<2
Monthly	07-Feb-18	21-Feb-18	milligrams per litre	15	<2
Monthly	07-Mar-18	21-Mar-18	milligrams per litre	15	<2
Monthly	04-Apr-18	20-Apr-18	milligrams per litre	15	<2
Monthly	02-May-18	22-May-18	milligrams per litre	15	<2



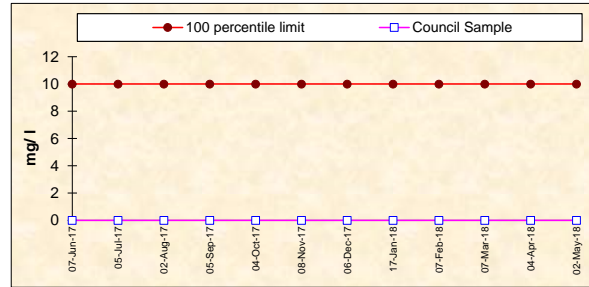
TOTAL NITROGEN

Frequency	Date Sample Obtained	Date Result Obtained	Unit Of Measurement	100 percentile limit	Council Sample
Monthly	07-Jun-17	28-Jun-17	milligrams per litre	15	2.3
Monthly	05-Jul-17	26-Jul-17	milligrams per litre	15	2.8
Monthly	02-Aug-17	24-Aug-17	milligrams per litre	15	3.2
Monthly	05-Sep-17	19-Sep-17	milligrams per litre	15	2.7
Monthly	04-Oct-17	20-Oct-17	milligrams per litre	15	2.5
Monthly	08-Nov-17	28-Nov-17	milligrams per litre	15	3.8
Monthly	06-Dec-17	22-Dec-17	milligrams per litre	15	4.1
Monthly	17-Jan-18	31-Jan-18	milligrams per litre	15	3.0
Monthly	07-Feb-18	21-Feb-18	milligrams per litre	15	2.7
Monthly	07-Mar-18	21-Mar-18	milligrams per litre	15	1.7
Monthly	04-Apr-18	20-Apr-18	milligrams per litre	15	2.5
Monthly	02-May-18	22-May-18	milligrams per litre	15	2.9



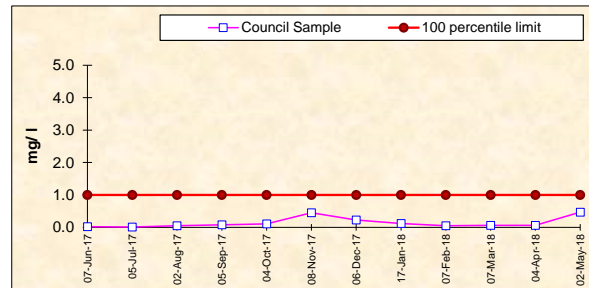
OIL AND GREASE

Frequency	Date Sample Obtained	Date Result Obtained	Unit Of Measurement	100 percentile limit	Council Sample
Monthly	07-Jun-17	28-Jun-17	milligrams per litre	10	<1
Monthly	05-Jul-17	26-Jul-17	milligrams per litre	10	<1
Monthly	02-Aug-17	24-Aug-17	milligrams per litre	10	<1
Monthly	05-Sep-17	19-Sep-17	milligrams per litre	10	<1
Monthly	04-Oct-17	20-Oct-17	milligrams per litre	10	<1
Monthly	08-Nov-17	28-Nov-17	milligrams per litre	10	<1
Monthly	06-Dec-17	22-Dec-17	milligrams per litre	10	<1
Monthly	17-Jan-18	31-Jan-18	milligrams per litre	10	<1
Monthly	07-Feb-18	21-Feb-18	milligrams per litre	10	<1
Monthly	07-Mar-18	21-Mar-18	milligrams per litre	10	<1
Monthly	04-Apr-18	20-Apr-18	milligrams per litre	10	<1
Monthly	02-May-18	22-May-18	milligrams per litre	10	<1



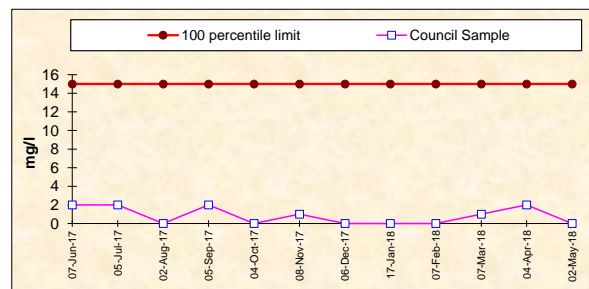
TOTAL PHOSPHORUS

Frequency	Date Sample Obtained	Date Result Obtained	Unit Of Measurement	100 percentile limit	Council Sample
Monthly	07-Jun-17	28-Jun-17	milligrams per litre	1	0.02
Monthly	05-Jul-17	26-Jul-17	milligrams per litre	1	0.01
Monthly	02-Aug-17	24-Aug-17	milligrams per litre	1	0.05
Monthly	05-Sep-17	19-Sep-17	milligrams per litre	1	0.08
Monthly	04-Oct-17	20-Oct-17	milligrams per litre	1	0.11
Monthly	08-Nov-17	28-Nov-17	milligrams per litre	1	0.45
Monthly	06-Dec-17	22-Dec-17	milligrams per litre	1	0.23
Monthly	17-Jan-18	31-Jan-18	milligrams per litre	1	0.12
Monthly	07-Feb-18	21-Feb-18	milligrams per litre	1	0.05
Monthly	07-Mar-18	21-Mar-18	milligrams per litre	1	0.06
Monthly	04-Apr-18	20-Apr-18	milligrams per litre	1	0.06
Monthly	02-May-18	22-May-18	milligrams per litre	1	0.47



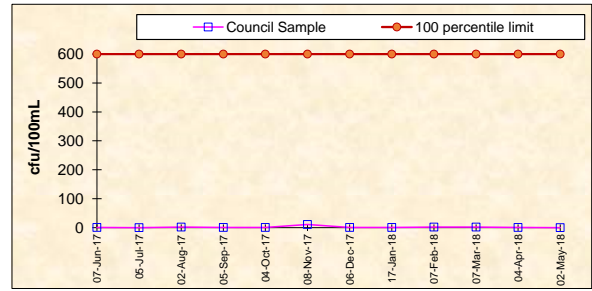
TOTAL SUSPENDED SOLIDS

Frequency	Date Sample Obtained	Date Result Obtained	Unit Of Measurement	100 percentile limit	Council Sample
Monthly	07-Jun-17	28-Jun-17	milligrams per litre	15	2
Monthly	05-Jul-17	26-Jul-17	milligrams per litre	15	2
Monthly	02-Aug-17	24-Aug-17	milligrams per litre	15	<1
Monthly	05-Sep-17	19-Sep-17	milligrams per litre	15	2
Monthly	04-Oct-17	20-Oct-17	milligrams per litre	15	<1
Monthly	08-Nov-17	28-Nov-17	milligrams per litre	15	1
Monthly	06-Dec-17	22-Dec-17	milligrams per litre	15	<1
Monthly	17-Jan-18	31-Jan-18	milligrams per litre	15	<1
Monthly	07-Feb-18	21-Feb-18	milligrams per litre	15	<1
Monthly	07-Mar-18	21-Mar-18	milligrams per litre	15	1
Monthly	04-Apr-18	20-Apr-18	milligrams per litre	15	2
Monthly	02-May-18	22-May-18	milligrams per litre	15	<1



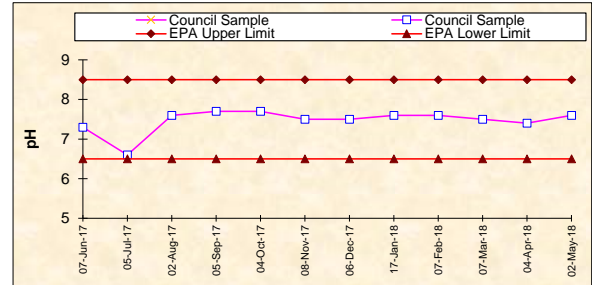
Faecal Coliforms

Frequency	Date Sample Obtained	Date Result Obtained	Unit Of Measurement	100 percentile limit	Council Sample
Monthly	07-Jun-17	28-Jun-17	colony forming units per 100 millilitres	600	1
Monthly	05-Jul-17	26-Jul-17	colony forming units per 100 millilitres	600	<1
Monthly	02-Aug-17	24-Aug-17	colony forming units per 100 millilitres	600	2
Monthly	05-Sep-17	19-Sep-17	colony forming units per 100 millilitres	600	1
Monthly	04-Oct-17	20-Oct-17	colony forming units per 100 millilitres	600	1
Monthly	08-Nov-17	28-Nov-17	colony forming units per 100 millilitres	600	11
Monthly	06-Dec-17	22-Dec-17	colony forming units per 100 millilitres	600	1
Monthly	17-Jan-18	31-Jan-18	colony forming units per 100 millilitres	600	1
Monthly	07-Feb-18	21-Feb-18	colony forming units per 100 millilitres	600	2
Monthly	07-Mar-18	21-Mar-18	colony forming units per 100 millilitres	600	2
Monthly	04-Apr-18	20-Apr-18	colony forming units per 100 millilitres	600	1
Monthly	02-May-18	22-May-18	colony forming units per 100 millilitres	600	<1



pH

Frequency	Date Sample Obtained	Date Result Obtained	Unit Of Measurement	100 percentile limit	Council Sample
Monthly	07-Jun-17	28-Jun-17	units	6.5-8.5	7.3
Monthly	05-Jul-17	26-Jul-17	units	6.5-8.5	6.6
Monthly	02-Aug-17	24-Aug-17	units	6.5-8.5	7.6
Monthly	05-Sep-17	19-Sep-17	units	6.5-8.5	7.7
Monthly	04-Oct-17	20-Oct-17	units	6.5-8.5	7.7
Monthly	08-Nov-17	28-Nov-17	units	6.5-8.5	7.5
Monthly	06-Dec-17	22-Dec-17	units	6.5-8.5	7.5
Monthly	17-Jan-18	31-Jan-18	units	6.5-8.5	7.6
Monthly	07-Feb-18	21-Feb-18	units	6.5-8.5	7.6
Monthly	07-Mar-18	21-Mar-18	units	6.5-8.5	7.5
Monthly	04-Apr-18	20-Apr-18	units	6.5-8.5	7.4
Monthly	02-May-18	22-May-18	units	6.5-8.5	7.6



AMMONIA NITROGEN

Frequency	Date Sample Obtained	Date Result Obtained	Unit Of Measurement	100 percentile limit	Council Sample
Monthly	07-Jun-17	28-Jun-17	milligrams per litre	5	0.02
Monthly	05-Jul-17	26-Jul-17	milligrams per litre	5	0.02
Monthly	02-Aug-17	24-Aug-17	milligrams per litre	5	0.03
Monthly	05-Sep-17	19-Sep-17	milligrams per litre	5	0.21
Monthly	04-Oct-17	20-Oct-17	milligrams per litre	5	0.09
Monthly	08-Nov-17	28-Nov-17	milligrams per litre	5	0.03
Monthly	06-Dec-17	22-Dec-17	milligrams per litre	5	0.27
Monthly	17-Jan-18	31-Jan-18	milligrams per litre	5	0.12
Monthly	07-Feb-18	21-Feb-18	milligrams per litre	5	0.01
Monthly	07-Mar-18	21-Mar-18	milligrams per litre	5	0.02
Monthly	04-Apr-18	20-Apr-18	milligrams per litre	5	0.07
Monthly	02-May-18	22-May-18	milligrams per litre	5	0.03

