

## Bomaderry Wastewater Treatment Plant - Monitoring Summary

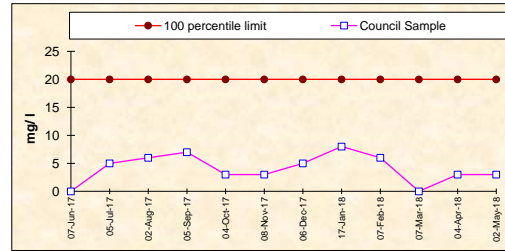
Licensee: Shoalhaven City Council, Shoalhaven Water, PO Box 42 Nowra 2541

Environment Protection License No. 1735

EPA ID No. 1

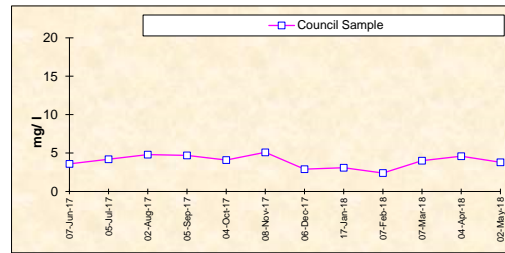
### BOD

Frequency	Date Sample Obtained	Date Result Obtained	Unit Of Measurement	100 percentile limit	Council Sample
Monthly	07-Jun-17	28-Jun-17	milligrams per litre	20	<2
Monthly	05-Jul-17	26-Jul-17	milligrams per litre	20	5
Monthly	02-Aug-17	24-Aug-17	milligrams per litre	20	6
Monthly	05-Sep-17	19-Sep-17	milligrams per litre	20	7
Monthly	04-Oct-17	20-Oct-17	milligrams per litre	20	3
Monthly	08-Nov-17	28-Nov-17	milligrams per litre	20	3
Monthly	06-Dec-17	22-Dec-17	milligrams per litre	20	5
Monthly	17-Jan-18	31-Jan-18	milligrams per litre	20	8
Monthly	07-Feb-18	21-Feb-18	milligrams per litre	20	6
Monthly	07-Mar-18	21-Mar-18	milligrams per litre	20	<2
Monthly	04-Apr-18	20-Apr-18	milligrams per litre	20	3
Monthly	02-May-18	22-May-18	milligrams per litre	20	3



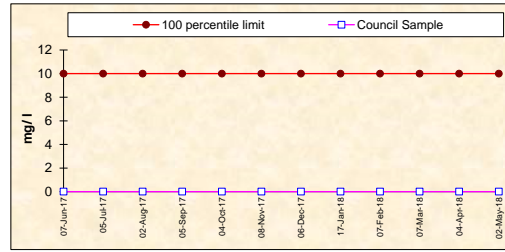
### TOTAL NITROGEN

Frequency	Date Sample Obtained	Date Result Obtained	Unit Of Measurement	EPA Limit	Council Sample
Monthly	07-Jun-17	28-Jun-17	milligrams per litre	MONITORING	3.6
Monthly	05-Jul-17	26-Jul-17	milligrams per litre		4.2
Monthly	02-Aug-17	24-Aug-17	milligrams per litre		4.8
Monthly	05-Sep-17	19-Sep-17	milligrams per litre		4.7
Monthly	04-Oct-17	20-Oct-17	milligrams per litre		4.1
Monthly	08-Nov-17	28-Nov-17	milligrams per litre	CONDITION	5.1
Monthly	06-Dec-17	22-Dec-17	milligrams per litre		2.9
Monthly	17-Jan-18	31-Jan-18	milligrams per litre		3.1
Monthly	07-Feb-18	21-Feb-18	milligrams per litre		2.4
Monthly	07-Mar-18	21-Mar-18	milligrams per litre		4.0
Monthly	04-Apr-18	20-Apr-18	milligrams per litre		4.6
Monthly	02-May-18	22-May-18	milligrams per litre		3.8



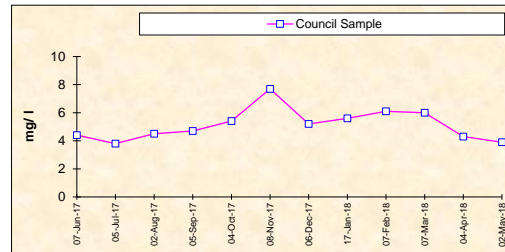
### OIL AND GREASE

Frequency	Date Sample Obtained	Date Result Obtained	Unit Of Measurement	100 percentile limit	Council Sample
Monthly	07-Jun-17	28-Jun-17	milligrams per litre	10	<1
Monthly	05-Jul-17	26-Jul-17	milligrams per litre	10	<1
Monthly	02-Aug-17	24-Aug-17	milligrams per litre	10	<1
Monthly	05-Sep-17	19-Sep-17	milligrams per litre	10	<1
Monthly	04-Oct-17	20-Oct-17	milligrams per litre	10	<1
Monthly	08-Nov-17	28-Nov-17	milligrams per litre	10	<1
Monthly	06-Dec-17	22-Dec-17	milligrams per litre	10	<1
Monthly	17-Jan-18	31-Jan-18	milligrams per litre	10	<1
Monthly	07-Feb-18	21-Feb-18	milligrams per litre	10	<1
Monthly	07-Mar-18	21-Mar-18	milligrams per litre	10	<1
Monthly	04-Apr-18	20-Apr-18	milligrams per litre	10	<1
Monthly	02-May-18	22-May-18	milligrams per litre	10	<1



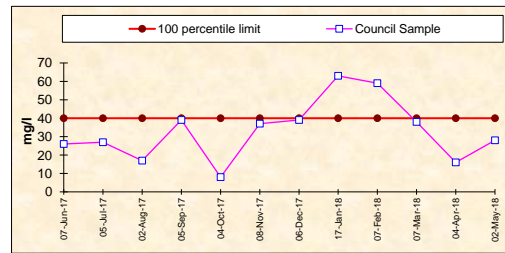
### TOTAL PHOSPHORUS

Frequency	Date Sample Obtained	Date Result Obtained	Unit Of Measurement	EPA Limit	Council Sample
Monthly	07-Jun-17	28-Jun-17	milligrams per litre	MONITORING	4.4
Monthly	05-Jul-17	26-Jul-17	milligrams per litre		3.8
Monthly	02-Aug-17	24-Aug-17	milligrams per litre		4.5
Monthly	05-Sep-17	19-Sep-17	milligrams per litre		4.7
Monthly	04-Oct-17	20-Oct-17	milligrams per litre		5.4
Monthly	08-Nov-17	28-Nov-17	milligrams per litre	CONDITION	7.7
Monthly	06-Dec-17	22-Dec-17	milligrams per litre		5.2
Monthly	17-Jan-18	31-Jan-18	milligrams per litre		5.6
Monthly	07-Feb-18	21-Feb-18	milligrams per litre		6.1
Monthly	07-Mar-18	21-Mar-18	milligrams per litre		6.0
Monthly	04-Apr-18	20-Apr-18	milligrams per litre		4.3
Monthly	02-May-18	22-May-18	milligrams per litre		3.9



### TOTAL SUSPENDED SOLIDS

Frequency	Date Sample Obtained	Date Result Obtained	Unit Of Measurement	100 percentile limit	Council Sample
Monthly	07-Jun-17	28-Jun-17	milligrams per litre	40	26
Monthly	05-Jul-17	26-Jul-17	milligrams per litre	40	27
Monthly	02-Aug-17	24-Aug-17	milligrams per litre	40	17
Monthly	05-Sep-17	19-Sep-17	milligrams per litre	40	39
Monthly	04-Oct-17	20-Oct-17	milligrams per litre	40	8
Monthly	08-Nov-17	28-Nov-17	milligrams per litre	40	37
Monthly	06-Dec-17	22-Dec-17	milligrams per litre	40	39
Monthly	17-Jan-18	31-Jan-18	milligrams per litre	40	63
Monthly	07-Feb-18	21-Feb-18	milligrams per litre	40	59
Monthly	07-Mar-18	21-Mar-18	milligrams per litre	40	38
Monthly	04-Apr-18	20-Apr-18	milligrams per litre	40	16
Monthly	02-May-18	22-May-18	milligrams per litre	40	28



### CHLOROPHYLL -A

Frequency	Date Sample Obtained	Date Result Obtained	Unit Of Measurement	EPA Limit	Council Sample
Special Frequency 1	07-Jun-17	28-Jun-17	micrograms per litre	MONITORING	1
Special Frequency 1	05-Jul-17	26-Jul-17	micrograms per litre		47
Special Frequency 1	02-Aug-17	24-Aug-17	micrograms per litre		23
Special Frequency 1	05-Sep-17	19-Sep-17	micrograms per litre		124
Special Frequency 1	04-Oct-17	20-Oct-17	micrograms per litre		1
Special Frequency 1	08-Nov-17	28-Nov-17	micrograms per litre	CONDITION	3
Special Frequency 1	06-Dec-17	22-Dec-17	micrograms per litre		52
Special Frequency 1	17-Jan-18	31-Jan-18	micrograms per litre		127
Special Frequency 1	07-Feb-18	21-Feb-18	micrograms per litre		82
Special Frequency 1	07-Mar-18	21-Mar-18	micrograms per litre		2
Special Frequency 1	04-Apr-18	20-Apr-18	micrograms per litre		3
Special Frequency 1	02-May-18	22-May-18	micrograms per litre		9

