

Kangaroo Valley Wastewater Treatment Plant - Monitoring Summary

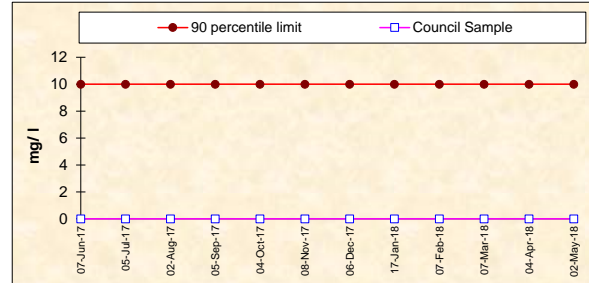
Licensee: Shoalhaven City Council, Shoalhaven Water, PO Box 42 Nowra 2541

Environment Protection License No. 20244

EPA ID No. 3

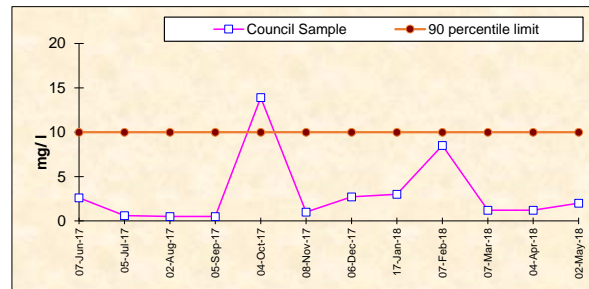
BOD

Frequency	Date Sample Obtained	Date Result Obtained	Unit Of Measurement	90 percentile limit	Council Sample
Monthly	07-Jun-17	28-Jun-17	milligrams per litre	10	<2
Monthly	05-Jul-17	26-Jul-17	milligrams per litre	10	<2
Monthly	02-Aug-17	24-Aug-17	milligrams per litre	10	<2
Monthly	05-Sep-17	19-Sep-17	milligrams per litre	10	<2
Monthly	04-Oct-17	20-Oct-17	milligrams per litre	10	<2
Monthly	08-Nov-17	28-Nov-17	milligrams per litre	10	<2
Monthly	06-Dec-17	22-Dec-17	milligrams per litre	10	<2
Monthly	17-Jan-18	31-Jan-18	milligrams per litre	10	<2
Monthly	07-Feb-18	21-Feb-18	milligrams per litre	10	<2
Monthly	07-Mar-18	21-Mar-18	milligrams per litre	10	<2
Monthly	04-Apr-18	20-Apr-18	milligrams per litre	10	<2
Monthly	02-May-18	23-May-18	milligrams per litre	10	<2



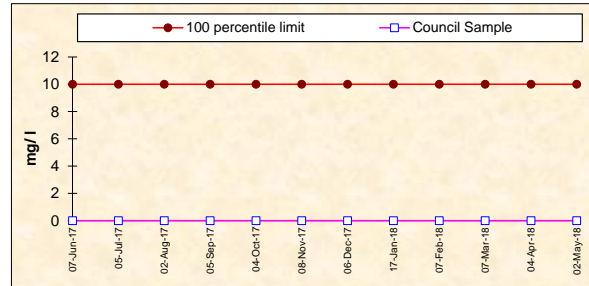
TOTAL NITROGEN

Frequency	Date Sample Obtained	Date Result Obtained	Unit Of Measurement	90 percentile limit	Council Sample
Monthly	07-Jun-17	28-Jun-17	milligrams per litre	10	2.6
Monthly	05-Jul-17	26-Jul-17	milligrams per litre	10	0.6
Monthly	02-Aug-17	24-Aug-17	milligrams per litre	10	0.5
Monthly	05-Sep-17	19-Sep-17	milligrams per litre	10	0.5
Monthly	04-Oct-17	20-Oct-17	milligrams per litre	10	13.9
Monthly	08-Nov-17	28-Nov-17	milligrams per litre	10	1.0
Monthly	06-Dec-17	22-Dec-17	milligrams per litre	10	2.7
Monthly	17-Jan-18	31-Jan-18	milligrams per litre	10	3.0
Monthly	07-Feb-18	21-Feb-18	milligrams per litre	10	8.5
Monthly	07-Mar-18	21-Mar-18	milligrams per litre	10	1.2
Monthly	04-Apr-18	20-Apr-18	milligrams per litre	10	1.2
Monthly	02-May-18	23-May-18	milligrams per litre	10	2.0



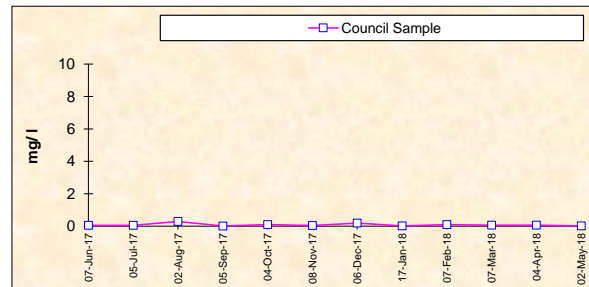
OIL AND GREASE

Frequency	Date Sample Obtained	Date Result Obtained	Unit Of Measurement	100 percentile limit	Council Sample
Monthly	07-Jun-17	28-Jun-17	milligrams per litre	10	<1
Monthly	05-Jul-17	26-Jul-17	milligrams per litre	10	<1
Monthly	02-Aug-17	24-Aug-17	milligrams per litre	10	<1
Monthly	05-Sep-17	19-Sep-17	milligrams per litre	10	<1
Monthly	04-Oct-17	20-Oct-17	milligrams per litre	10	<1
Monthly	08-Nov-17	28-Nov-17	milligrams per litre	10	<1
Monthly	06-Dec-17	22-Dec-17	milligrams per litre	10	<1
Monthly	17-Jan-18	31-Jan-18	milligrams per litre	10	<1
Monthly	07-Feb-18	21-Feb-18	milligrams per litre	10	<1
Monthly	07-Mar-18	21-Mar-18	milligrams per litre	10	<1
Monthly	04-Apr-18	20-Apr-18	milligrams per litre	10	<1
Monthly	02-May-18	23-May-18	milligrams per litre	10	<1



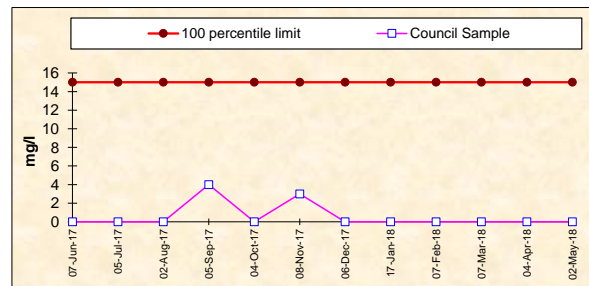
TOTAL PHOSPHORUS

Frequency	Date Sample Obtained	Date Result Obtained	Unit Of Measurement	100 percentile limit	Council Sample
Monthly	07-Jun-17	28-Jun-17	milligrams per litre	MONITORING CONDITION	0.05
Monthly	05-Jul-17	26-Jul-17	milligrams per litre		0.05
Monthly	02-Aug-17	24-Aug-17	milligrams per litre		0.29
Monthly	05-Sep-17	19-Sep-17	milligrams per litre		0.01
Monthly	04-Oct-17	20-Oct-17	milligrams per litre		0.10
Monthly	08-Nov-17	28-Nov-17	milligrams per litre		0.04
Monthly	06-Dec-17	22-Dec-17	milligrams per litre		0.19
Monthly	17-Jan-18	31-Jan-18	milligrams per litre		0.02
Monthly	07-Feb-18	21-Feb-18	milligrams per litre		0.10
Monthly	07-Mar-18	21-Mar-18	milligrams per litre		0.06
Monthly	04-Apr-18	20-Apr-18	milligrams per litre		0.06
Monthly	02-May-18	23-May-18	milligrams per litre		0.02



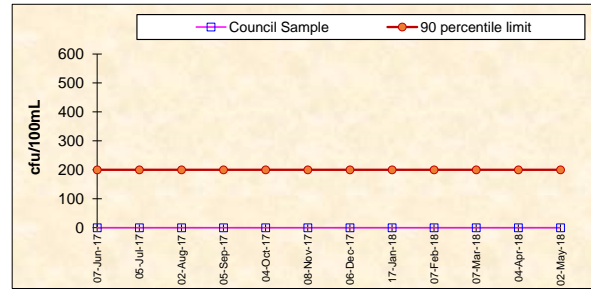
TOTAL SUSPENDED SOLIDS

Frequency	Date Sample Obtained	Date Result Obtained	Unit Of Measurement	100 percentile limit	Council Sample
Monthly	07-Jun-17	28-Jun-17	milligrams per litre	15	<1
Monthly	05-Jul-17	26-Jul-17	milligrams per litre	15	<1
Monthly	02-Aug-17	24-Aug-17	milligrams per litre	15	<1
Monthly	05-Sep-17	19-Sep-17	milligrams per litre	15	4
Monthly	04-Oct-17	20-Oct-17	milligrams per litre	15	<1
Monthly	08-Nov-17	28-Nov-17	milligrams per litre	15	3
Monthly	06-Dec-17	22-Dec-17	milligrams per litre	15	<1
Monthly	17-Jan-18	31-Jan-18	milligrams per litre	15	<1
Monthly	07-Feb-18	21-Feb-18	milligrams per litre	15	<1
Monthly	07-Mar-18	21-Mar-18	milligrams per litre	15	<1
Monthly	04-Apr-18	20-Apr-18	milligrams per litre	15	<1
Monthly	02-May-18	23-May-18	milligrams per litre	15	<1



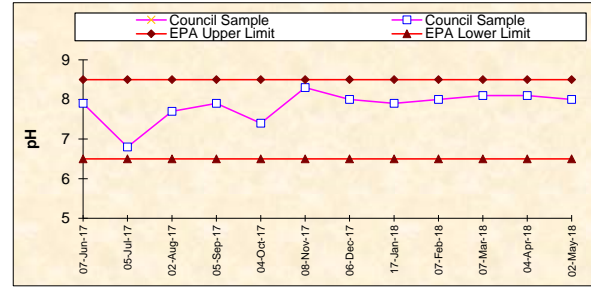
FAECAL COLIFORMS

Frequency	Date Sample Obtained	Date Result Obtained	Unit Of Measurement	90 percentile limit	Council Sample
Monthly	07-Jun-17	28-Jun-17	colony forming units per 100 millilitres	200	<1
Monthly	05-Jul-17	26-Jul-17	colony forming units per 100 millilitres	200	<1
Monthly	02-Aug-17	24-Aug-17	colony forming units per 100 millilitres	200	<1
Monthly	05-Sep-17	19-Sep-17	colony forming units per 100 millilitres	200	<1
Monthly	04-Oct-17	20-Oct-17	colony forming units per 100 millilitres	200	<1
Monthly	08-Nov-17	28-Nov-17	colony forming units per 100 millilitres	200	<1
Monthly	06-Dec-17	22-Dec-17	colony forming units per 100 millilitres	200	<1
Monthly	17-Jan-18	31-Jan-18	colony forming units per 100 millilitres	200	<1
Monthly	07-Feb-18	21-Feb-18	colony forming units per 100 millilitres	200	<1
Monthly	07-Mar-18	21-Mar-18	colony forming units per 100 millilitres	200	<1
Monthly	04-Apr-18	20-Apr-18	colony forming units per 100 millilitres	200	<1
Monthly	02-May-18	23-May-18	colony forming units per 100 millilitres	200	<1



pH

Frequency	Date Sample Obtained	Date Result Obtained	Unit Of Measurement	100 percentile limit	Council Sample
Monthly	07-Jun-17	28-Jun-17	pH	6.5-8.5	7.9
Monthly	05-Jul-17	26-Jul-17	pH	6.5-8.5	6.8
Monthly	02-Aug-17	24-Aug-17	pH	6.5-8.5	7.7
Monthly	05-Sep-17	19-Sep-17	pH	6.5-8.5	7.9
Monthly	04-Oct-17	20-Oct-17	pH	6.5-8.5	7.4
Monthly	08-Nov-17	28-Nov-17	pH	6.5-8.5	8.3
Monthly	06-Dec-17	22-Dec-17	pH	6.5-8.5	8.0
Monthly	17-Jan-18	31-Jan-18	pH	6.5-8.5	7.9
Monthly	07-Feb-18	21-Feb-18	pH	6.5-8.5	8.0
Monthly	07-Mar-18	21-Mar-18	pH	6.5-8.5	8.1
Monthly	04-Apr-18	20-Apr-18	pH	6.5-8.5	8.1
Monthly	02-May-18	23-May-18	pH	6.5-8.5	8.0



AMMONIA NITROGEN

Frequency	Date Sample Obtained	Date Result Obtained	Unit Of Measurement	90 percentile limit	Council Sample
Monthly	07-Jun-17	28-Jun-17	milligrams per litre	2	0.02
Monthly	05-Jul-17	26-Jul-17	milligrams per litre	2	0.03
Monthly	02-Aug-17	24-Aug-17	milligrams per litre	2	0.02
Monthly	05-Sep-17	19-Sep-17	milligrams per litre	2	0.01
Monthly	04-Oct-17	20-Oct-17	milligrams per litre	2	2.97
Monthly	08-Nov-17	28-Nov-17	milligrams per litre	2	0.01
Monthly	06-Dec-17	22-Dec-17	milligrams per litre	2	0.04
Monthly	17-Jan-18	31-Jan-18	milligrams per litre	2	0.03
Monthly	07-Feb-18	21-Feb-18	milligrams per litre	2	0.03
Monthly	07-Mar-18	21-Mar-18	milligrams per litre	2	0.03
Monthly	04-Apr-18	20-Apr-18	milligrams per litre	2	0.03
Monthly	02-May-18	23-May-18	milligrams per litre	2	0.02

