

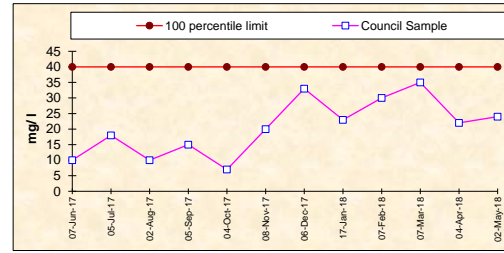
## Nowra Wastewater Treatment Plant - Monitoring Summary

Licensee: Shoalhaven City Council, Shoalhaven Water, PO Box 42 Nowra 2541

Environment Protection License No. 1734  
EPA ID No. 4

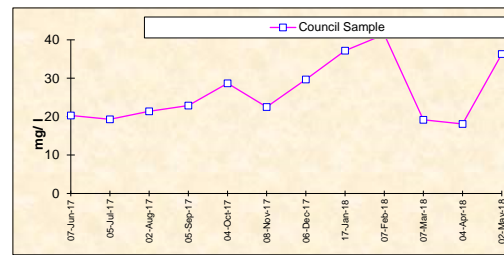
### BOD

Frequency	Date Sample Obtained	Date Result Obtained	Unit Of Measurement	100 percentile limit	Council Sample
Monthly	07-Jun-17	28-Jun-17	milligrams per litre	40	10
Monthly	05-Jul-17	26-Jul-17	milligrams per litre	40	18
Monthly	02-Aug-17	24-Aug-17	milligrams per litre	40	10
Monthly	05-Sep-17	19-Sep-17	milligrams per litre	40	15
Monthly	04-Oct-17	20-Oct-17	milligrams per litre	40	7
Monthly	08-Nov-17	22-Nov-17	milligrams per litre	40	20
Monthly	06-Dec-17	22-Dec-17	milligrams per litre	40	33
Monthly	17-Jan-18	31-Jan-18	milligrams per litre	40	23
Monthly	07-Feb-18	21-Feb-18	milligrams per litre	40	30
Monthly	07-Mar-18	21-Mar-18	milligrams per litre	40	35
Monthly	04-Apr-18	20-Apr-18	milligrams per litre	40	22
Monthly	02-May-18	22-May-18	milligrams per litre	40	24



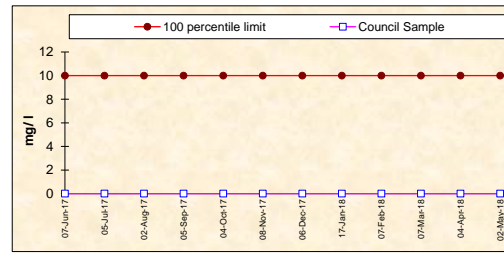
### TOTAL NITROGEN

Frequency	Date Sample Obtained	Date Result Obtained	Unit Of Measurement	EPA Limit	Council Sample
Monthly	07-Jun-17	28-Jun-17	milligrams per litre	MONITORING	20.3
Monthly	05-Jul-17	26-Jul-17	milligrams per litre		19.3
Monthly	02-Aug-17	24-Aug-17	milligrams per litre		21.4
Monthly	05-Sep-17	19-Sep-17	milligrams per litre		22.9
Monthly	04-Oct-17	20-Oct-17	milligrams per litre		28.7
Monthly	08-Nov-17	22-Nov-17	milligrams per litre		22.5
Monthly	06-Dec-17	22-Dec-17	milligrams per litre	CONDITION	29.7
Monthly	17-Jan-18	31-Jan-18	milligrams per litre		37.2
Monthly	07-Feb-18	21-Feb-18	milligrams per litre		41.4
Monthly	07-Mar-18	21-Mar-18	milligrams per litre		19.2
Monthly	04-Apr-18	20-Apr-18	milligrams per litre		18.1
Monthly	02-May-18	22-May-18	milligrams per litre		36.3



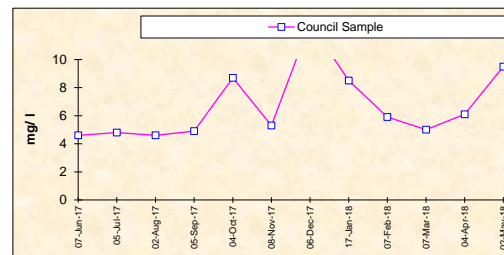
### OIL AND GREASE

Frequency	Date Sample Obtained	Date Result Obtained	Unit Of Measurement	100 percentile limit	Council Sample
Monthly	07-Jun-17	28-Jun-17	milligrams per litre	10	<1
Monthly	05-Jul-17	26-Jul-17	milligrams per litre	10	<1
Monthly	02-Aug-17	24-Aug-17	milligrams per litre	10	<1
Monthly	05-Sep-17	19-Sep-17	milligrams per litre	10	<1
Monthly	04-Oct-17	20-Oct-17	milligrams per litre	10	<1
Monthly	08-Nov-17	22-Nov-17	milligrams per litre	10	<1
Monthly	06-Dec-17	22-Dec-17	milligrams per litre	10	<1
Monthly	17-Jan-18	31-Jan-18	milligrams per litre	10	<1
Monthly	07-Feb-18	21-Feb-18	milligrams per litre	10	<1
Monthly	07-Mar-18	21-Mar-18	milligrams per litre	10	<1
Monthly	04-Apr-18	20-Apr-18	milligrams per litre	10	<1
Monthly	02-May-18	22-May-18	milligrams per litre	10	<1



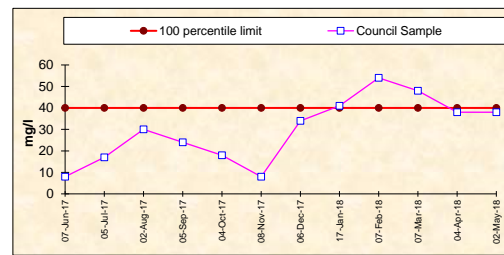
### TOTAL PHOSPHORUS

Frequency	Date Sample Obtained	Date Result Obtained	Unit Of Measurement	EPA Limit	Council Sample
Monthly	07-Jun-17	28-Jun-17	milligrams per litre	MONITORING	4.6
Monthly	05-Jul-17	26-Jul-17	milligrams per litre		4.8
Monthly	02-Aug-17	24-Aug-17	milligrams per litre		4.6
Monthly	05-Sep-17	19-Sep-17	milligrams per litre		4.9
Monthly	04-Oct-17	20-Oct-17	milligrams per litre		8.7
Monthly	08-Nov-17	22-Nov-17	milligrams per litre		5.3
Monthly	06-Dec-17	22-Dec-17	milligrams per litre	CONDITION	12.6
Monthly	17-Jan-18	31-Jan-18	milligrams per litre		8.5
Monthly	07-Feb-18	21-Feb-18	milligrams per litre		5.9
Monthly	07-Mar-18	21-Mar-18	milligrams per litre		5.0
Monthly	04-Apr-18	20-Apr-18	milligrams per litre		6.1
Monthly	02-May-18	22-May-18	milligrams per litre		9.5



### TOTAL SUSPENDED SOLIDS

Frequency	Date Sample Obtained	Date Result Obtained	Unit Of Measurement	100 percentile limit	Council Sample
Monthly	07-Jun-17	28-Jun-17	milligrams per litre	40	8
Monthly	05-Jul-17	26-Jul-17	milligrams per litre	40	17
Monthly	02-Aug-17	24-Aug-17	milligrams per litre	40	30
Monthly	05-Sep-17	19-Sep-17	milligrams per litre	40	24
Monthly	04-Oct-17	20-Oct-17	milligrams per litre	40	18
Monthly	08-Nov-17	22-Nov-17	milligrams per litre	40	8
Monthly	06-Dec-17	22-Dec-17	milligrams per litre	40	34
Monthly	17-Jan-18	31-Jan-18	milligrams per litre	40	41
Monthly	07-Feb-18	21-Feb-18	milligrams per litre	40	54
Monthly	07-Mar-18	21-Mar-18	milligrams per litre	40	48
Monthly	04-Apr-18	20-Apr-18	milligrams per litre	40	38
Monthly	02-May-18	22-May-18	milligrams per litre	40	38



### CHLOROPHYLL - A

Frequency	Date Sample Obtained	Date Result Obtained	Unit Of Measurement	EPA Limit	Council Sample
Special Frequency 1	07-Jun-17	28-Jun-17	micrograms per litre	MONITORING	27
Special Frequency 1	05-Jul-17	26-Jul-17	micrograms per litre		155
Special Frequency 1	02-Aug-17	24-Aug-17	micrograms per litre		15
Special Frequency 1	05-Sep-17	19-Sep-17	micrograms per litre		69
Special Frequency 1	04-Oct-17	20-Oct-17	micrograms per litre		24
Special Frequency 1	08-Nov-17	22-Nov-17	micrograms per litre		301
Special Frequency 1	06-Dec-17	22-Dec-17	micrograms per litre	CONDITION	195
Special Frequency 1	17-Jan-18	31-Jan-18	micrograms per litre		129
Special Frequency 1	07-Feb-18	21-Feb-18	micrograms per litre		260
Special Frequency 1	07-Mar-18	21-Mar-18	micrograms per litre		298
Special Frequency 1	04-Apr-18	20-Apr-18	micrograms per litre		211
Special Frequency 1	02-May-18	22-May-18	micrograms per litre		332

