









# St Georges Basin Wastewater Treatment Plant - Monitoring Summary

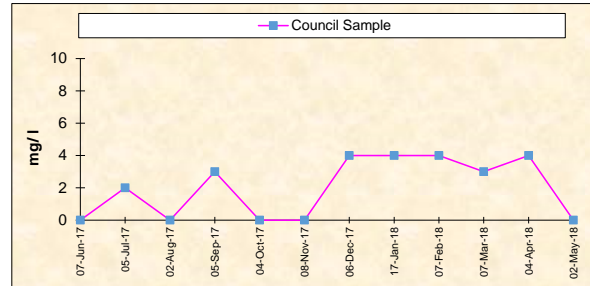
Licensee: Shoalhaven City Council, Shoalhaven Water, PO Box 42 Nowra 2541

Environment Protection License No. 2419

EPA ID No. 14

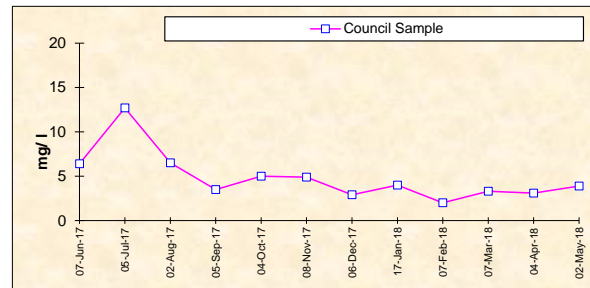
## BOD

Frequency	Date Sample Obtained	Date Result Obtained	Unit Of Measurement	EPA Limit	Council Sample
Monthly	07-Jun-17	28-Jun-17	milligrams per litre	MONITORING	<2
Monthly	05-Jul-17	26-Jul-17	milligrams per litre		2
Monthly	02-Aug-17	24-Aug-17	milligrams per litre		<2
Monthly	05-Sep-17	19-Sep-17	milligrams per litre		3
Monthly	04-Oct-17	20-Oct-17	milligrams per litre		<2
Monthly	08-Nov-17	28-Nov-17	milligrams per litre	CONDITION	<2
Monthly	06-Dec-17	22-Dec-17	milligrams per litre		4
Monthly	17-Jan-18	31-Jan-18	milligrams per litre		4
Monthly	07-Feb-18	21-Feb-18	milligrams per litre		4
Monthly	07-Mar-18	21-Mar-18	milligrams per litre		3
Monthly	04-Apr-18	20-Apr-18	milligrams per litre		4
Monthly	02-May-18	22-May-18	milligrams per litre		<2



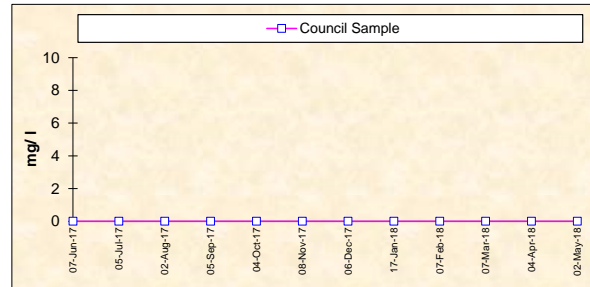
## TOTAL NITROGEN

Frequency	Date Sample Obtained	Date Result Obtained	Unit Of Measurement	EPA Limit	Council Sample
Monthly	07-Jun-17	28-Jun-17	milligrams per litre	MONITORING	6.4
Monthly	05-Jul-17	26-Jul-17	milligrams per litre		12.7
Monthly	02-Aug-17	24-Aug-17	milligrams per litre		6.5
Monthly	05-Sep-17	19-Sep-17	milligrams per litre		3.5
Monthly	04-Oct-17	20-Oct-17	milligrams per litre		5.0
Monthly	08-Nov-17	28-Nov-17	milligrams per litre	CONDITION	4.9
Monthly	06-Dec-17	22-Dec-17	milligrams per litre		2.9
Monthly	17-Jan-18	31-Jan-18	milligrams per litre		4.0
Monthly	07-Feb-18	21-Feb-18	milligrams per litre		2.0
Monthly	07-Mar-18	21-Mar-18	milligrams per litre		3.3
Monthly	04-Apr-18	20-Apr-18	milligrams per litre		3.1
Monthly	02-May-18	22-May-18	milligrams per litre		3.9



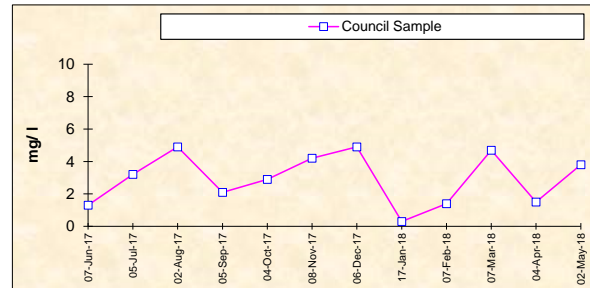
## OIL AND GREASE

Frequency	Date Sample Obtained	Date Result Obtained	Unit Of Measurement	EPA Limit	Council Sample
Monthly	07-Jun-17	28-Jun-17	milligrams per litre	MONITORING	<1
Monthly	05-Jul-17	26-Jul-17	milligrams per litre		<1
Monthly	02-Aug-17	24-Aug-17	milligrams per litre		<1
Monthly	05-Sep-17	19-Sep-17	milligrams per litre		<1
Monthly	04-Oct-17	20-Oct-17	milligrams per litre		<1
Monthly	08-Nov-17	28-Nov-17	milligrams per litre	CONDITION	<1
Monthly	06-Dec-17	22-Dec-17	milligrams per litre		<1
Monthly	17-Jan-18	31-Jan-18	milligrams per litre		<1
Monthly	07-Feb-18	21-Feb-18	milligrams per litre		<1
Monthly	07-Mar-18	21-Mar-18	milligrams per litre		<1
Monthly	04-Apr-18	20-Apr-18	milligrams per litre		<1
Monthly	02-May-18	22-May-18	milligrams per litre		<1



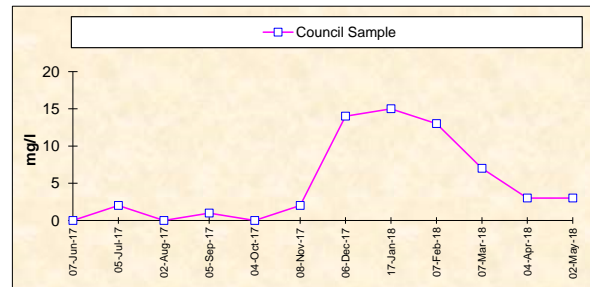
## TOTAL PHOSPHORUS

Frequency	Date Sample Obtained	Date Result Obtained	Unit Of Measurement	EPA Limit	Council Sample
Monthly	07-Jun-17	28-Jun-17	milligrams per litre	MONITORING	1.3
Monthly	05-Jul-17	26-Jul-17	milligrams per litre		3.2
Monthly	02-Aug-17	24-Aug-17	milligrams per litre		4.9
Monthly	05-Sep-17	19-Sep-17	milligrams per litre		2.1
Monthly	04-Oct-17	20-Oct-17	milligrams per litre		2.9
Monthly	08-Nov-17	28-Nov-17	milligrams per litre	CONDITION	4.2
Monthly	06-Dec-17	22-Dec-17	milligrams per litre		4.9
Monthly	17-Jan-18	31-Jan-18	milligrams per litre		0.3
Monthly	07-Feb-18	21-Feb-18	milligrams per litre		1.4
Monthly	07-Mar-18	21-Mar-18	milligrams per litre		4.7
Monthly	04-Apr-18	20-Apr-18	milligrams per litre		1.5
Monthly	02-May-18	22-May-18	milligrams per litre		3.8



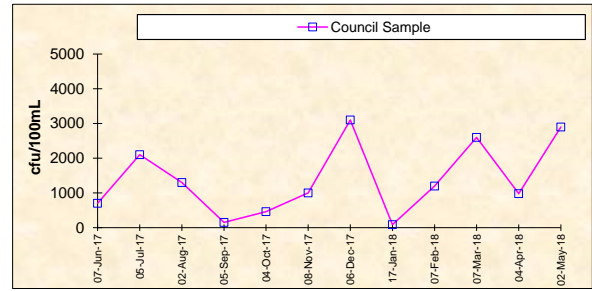
## TOTAL SUSPENDED SOLIDS

Frequency	Date Sample Obtained	Date Result Obtained	Unit Of Measurement	100 percentile limit	Council Sample
Monthly	07-Jun-17	28-Jun-17	milligrams per litre	MONITORING	<1
Monthly	05-Jul-17	26-Jul-17	milligrams per litre		2
Monthly	02-Aug-17	24-Aug-17	milligrams per litre		<1
Monthly	05-Sep-17	19-Sep-17	milligrams per litre		1
Monthly	04-Oct-17	20-Oct-17	milligrams per litre		<1
Monthly	08-Nov-17	28-Nov-17	milligrams per litre	CONDITION	2
Monthly	06-Dec-17	22-Dec-17	milligrams per litre		14
Monthly	17-Jan-18	31-Jan-18	milligrams per litre		15
Monthly	07-Feb-18	21-Feb-18	milligrams per litre		13
Monthly	07-Mar-18	21-Mar-18	milligrams per litre		7
Monthly	04-Apr-18	20-Apr-18	milligrams per litre		3
Monthly	02-May-18	22-May-18	milligrams per litre		3



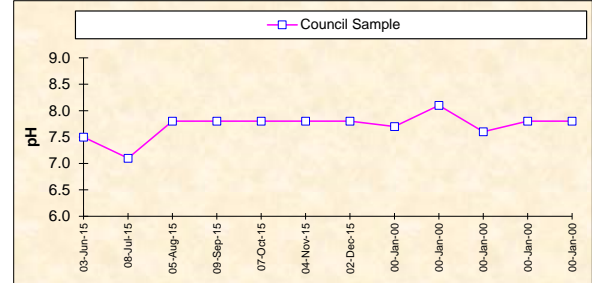
### FAECAL COLIFORMS

Frequency	Date Sample Obtained	Date Result Obtained	Unit Of Measurement	EPA Limit	Council Sample
Monthly	07-Jun-17	28-Jun-17	colony forming units per 100 millilitres	MONITORING	700
Monthly	05-Jul-17	26-Jul-17	colony forming units per 100 millilitres		2100
Monthly	02-Aug-17	24-Aug-17	colony forming units per 100 millilitres		1300
Monthly	05-Sep-17	19-Sep-17	colony forming units per 100 millilitres		150
Monthly	04-Oct-17	20-Oct-17	colony forming units per 100 millilitres		460
Monthly	08-Nov-17	28-Nov-17	colony forming units per 100 millilitres		1000
Monthly	06-Dec-17	22-Dec-17	colony forming units per 100 millilitres		3100
Monthly	17-Jan-18	31-Jan-18	colony forming units per 100 millilitres		88
Monthly	07-Feb-18	21-Feb-18	colony forming units per 100 millilitres		1200
Monthly	07-Mar-18	21-Mar-18	colony forming units per 100 millilitres		2600
Monthly	04-Apr-18	20-Apr-18	colony forming units per 100 millilitres	CONDITION	980
Monthly	02-May-18	22-May-18	colony forming units per 100 millilitres		2900



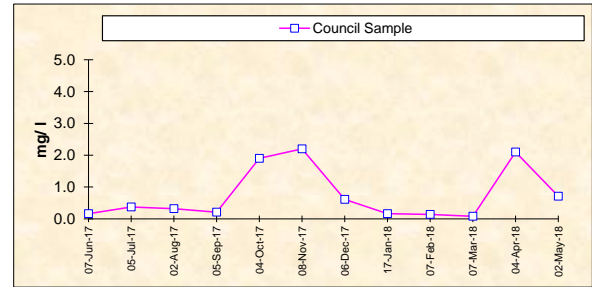
### pH

Frequency	Date Sample Obtained	Date Result Obtained	Unit Of Measurement	EPA Limit	Council Sample
Monthly	07-Jun-17	28-Jun-17	units	MONITORING	7.5
Monthly	05-Jul-17	26-Jul-17	units		7.1
Monthly	02-Aug-17	24-Aug-17	units		7.8
Monthly	05-Sep-17	19-Sep-17	units		7.8
Monthly	04-Oct-17	20-Oct-17	units		7.8
Monthly	08-Nov-17	28-Nov-17	units	CONDITION	7.8
Monthly	06-Dec-17	22-Dec-17	units		7.8
Monthly	17-Jan-18	31-Jan-18	units		7.7
Monthly	07-Feb-18	21-Feb-18	units		8.1
Monthly	07-Mar-18	21-Mar-18	units		7.6
Monthly	04-Apr-18	20-Apr-18	units		7.8
Monthly	02-May-18	22-May-18	units		7.8



### AMMONIA NITROGEN

Frequency	Date Sample Obtained	Date Result Obtained	Unit Of Measurement	EPA Limit	Council Sample
Monthly	07-Jun-17	28-Jun-17	milligrams per litre	MONITORING	0.16
Monthly	05-Jul-17	26-Jul-17	milligrams per litre		0.37
Monthly	02-Aug-17	24-Aug-17	milligrams per litre		0.32
Monthly	05-Sep-17	19-Sep-17	milligrams per litre		0.21
Monthly	04-Oct-17	20-Oct-17	milligrams per litre		1.90
Monthly	08-Nov-17	28-Nov-17	milligrams per litre	CONDITION	2.20
Monthly	06-Dec-17	22-Dec-17	milligrams per litre		0.61
Monthly	17-Jan-18	31-Jan-18	milligrams per litre		0.16
Monthly	07-Feb-18	21-Feb-18	milligrams per litre		0.14
Monthly	07-Mar-18	21-Mar-18	milligrams per litre		0.08
Monthly	04-Apr-18	20-Apr-18	milligrams per litre		2.10
Monthly	02-May-18	22-May-18	milligrams per litre		0.71





# Vincentia Wastewater Treatment Plant - Monitoring Summary

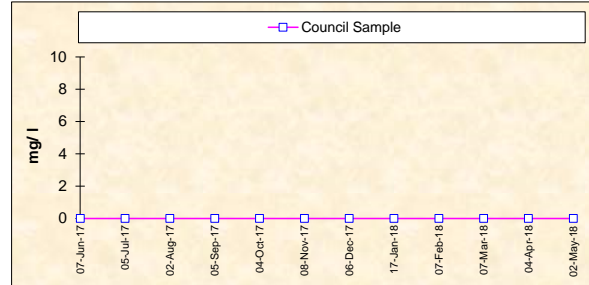
Licensee: Shoalhaven City Council, Shoalhaven Water, PO Box 42 Nowra 2541

Environment Protection License No. 2419

EPA ID No. 15

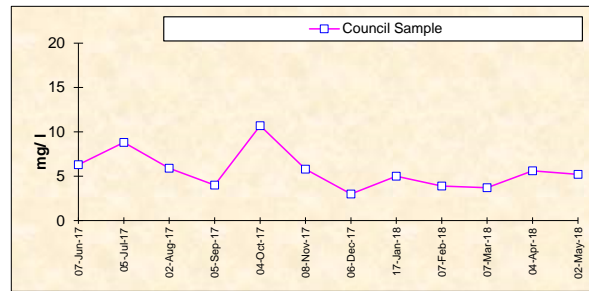
## BOD

Frequency	Date Sample Obtained	Date Result Obtained	Unit Of Measurement	EPA Limit	Council Sample	
Monthly	07-Jun-17	28-Jun-17	milligrams per litre	MONITORING	<2	
Monthly	05-Jul-17	26-Jul-17	milligrams per litre		<2	
Monthly	02-Aug-17	24-Aug-17	milligrams per litre		<2	
Monthly	05-Sep-17	19-Sep-17	milligrams per litre		<2	
Monthly	04-Oct-17	20-Oct-17	milligrams per litre		<2	
Monthly	08-Nov-17	28-Nov-17	milligrams per litre		<2	
Monthly	06-Dec-17	22-Dec-17	milligrams per litre		CONDITION	<2
Monthly	17-Jan-18	31-Jan-18	milligrams per litre			<2
Monthly	07-Feb-18	21-Feb-18	milligrams per litre			<2
Monthly	07-Mar-18	21-Mar-18	milligrams per litre			<2
Monthly	04-Apr-18	20-Apr-18	milligrams per litre			<2
Monthly	02-May-18	22-May-18	milligrams per litre			<2



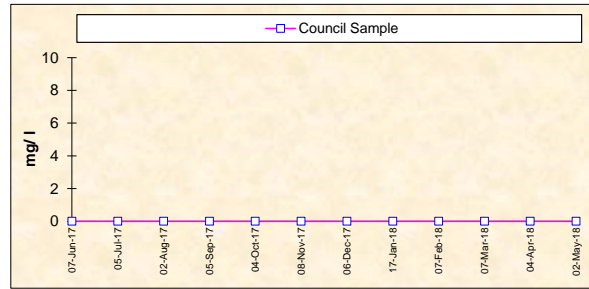
## TOTAL NITROGEN

Frequency	Date Sample Obtained	Date Result Obtained	Unit Of Measurement	EPA Limit	Council Sample
Monthly	07-Jun-17	28-Jun-17	milligrams per litre	MONITORING	6.3
Monthly	05-Jul-17	26-Jul-17	milligrams per litre		8.8
Monthly	02-Aug-17	24-Aug-17	milligrams per litre		5.9
Monthly	05-Sep-17	19-Sep-17	milligrams per litre		4.0
Monthly	04-Oct-17	20-Oct-17	milligrams per litre		10.7
Monthly	08-Nov-17	28-Nov-17	milligrams per litre		5.8
Monthly	06-Dec-17	22-Dec-17	milligrams per litre	CONDITION	3.0
Monthly	17-Jan-18	31-Jan-18	milligrams per litre		5.0
Monthly	07-Feb-18	21-Feb-18	milligrams per litre		3.9
Monthly	07-Mar-18	21-Mar-18	milligrams per litre		3.7
Monthly	04-Apr-18	20-Apr-18	milligrams per litre		5.6
Monthly	02-May-18	22-May-18	milligrams per litre		5.2



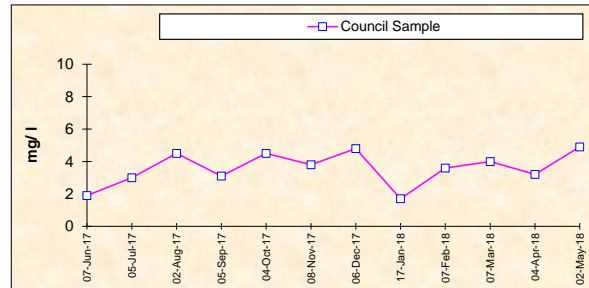
## OIL AND GREASE

Frequency	Date Sample Obtained	Date Result Obtained	Unit Of Measurement	EPA Limit	Council Sample
Monthly	07-Jun-17	28-Jun-17	milligrams per litre	MONITORING	<1
Monthly	05-Jul-17	26-Jul-17	milligrams per litre		<1
Monthly	02-Aug-17	24-Aug-17	milligrams per litre		<1
Monthly	05-Sep-17	19-Sep-17	milligrams per litre		<1
Monthly	04-Oct-17	20-Oct-17	milligrams per litre		<1
Monthly	08-Nov-17	28-Nov-17	milligrams per litre		<1
Monthly	06-Dec-17	22-Dec-17	milligrams per litre	CONDITION	<1
Monthly	17-Jan-18	31-Jan-18	milligrams per litre		<1
Monthly	07-Feb-18	21-Feb-18	milligrams per litre		<1
Monthly	07-Mar-18	21-Mar-18	milligrams per litre		<1
Monthly	04-Apr-18	20-Apr-18	milligrams per litre		<1
Monthly	02-May-18	22-May-18	milligrams per litre		<1



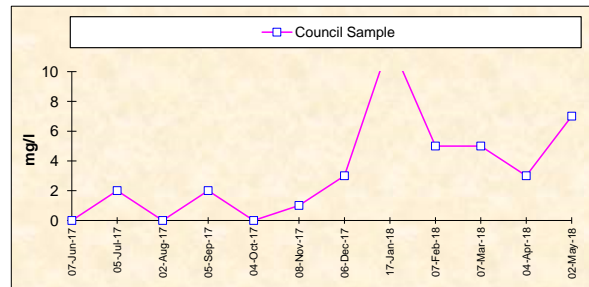
## TOTAL PHOSPHORUS

Frequency	Date Sample Obtained	Date Result Obtained	Unit Of Measurement	EPA Limit	Council Sample
Monthly	07-Jun-17	28-Jun-17	milligrams per litre	MONITORING	1.9
Monthly	05-Jul-17	26-Jul-17	milligrams per litre		3.0
Monthly	02-Aug-17	24-Aug-17	milligrams per litre		4.5
Monthly	05-Sep-17	19-Sep-17	milligrams per litre		3.1
Monthly	04-Oct-17	20-Oct-17	milligrams per litre		4.5
Monthly	08-Nov-17	28-Nov-17	milligrams per litre		3.8
Monthly	06-Dec-17	22-Dec-17	milligrams per litre	CONDITION	4.8
Monthly	17-Jan-18	31-Jan-18	milligrams per litre		1.7
Monthly	07-Feb-18	21-Feb-18	milligrams per litre		3.6
Monthly	07-Mar-18	21-Mar-18	milligrams per litre		4.0
Monthly	04-Apr-18	20-Apr-18	milligrams per litre		3.2
Monthly	02-May-18	22-May-18	milligrams per litre		4.9



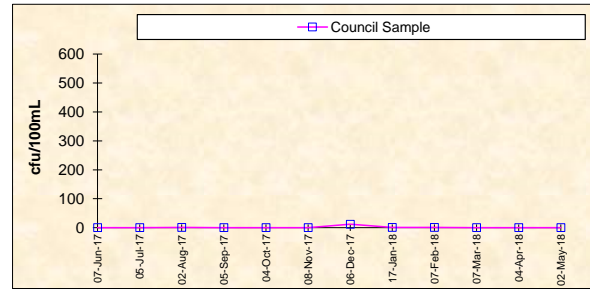
## TOTAL SUSPENDED SOLIDS

Frequency	Date Sample Obtained	Date Result Obtained	Unit Of Measurement	EPA Limit	Council Sample
Monthly	07-Jun-17	28-Jun-17	milligrams per litre	MONITORING	<1
Monthly	05-Jul-17	26-Jul-17	milligrams per litre		2
Monthly	02-Aug-17	24-Aug-17	milligrams per litre		<1
Monthly	05-Sep-17	19-Sep-17	milligrams per litre		2
Monthly	04-Oct-17	20-Oct-17	milligrams per litre		<1
Monthly	08-Nov-17	28-Nov-17	milligrams per litre		1
Monthly	06-Dec-17	22-Dec-17	milligrams per litre	CONDITION	3
Monthly	17-Jan-18	31-Jan-18	milligrams per litre		12
Monthly	07-Feb-18	21-Feb-18	milligrams per litre		5
Monthly	07-Mar-18	21-Mar-18	milligrams per litre		5
Monthly	04-Apr-18	20-Apr-18	milligrams per litre		3
Monthly	02-May-18	22-May-18	milligrams per litre		7



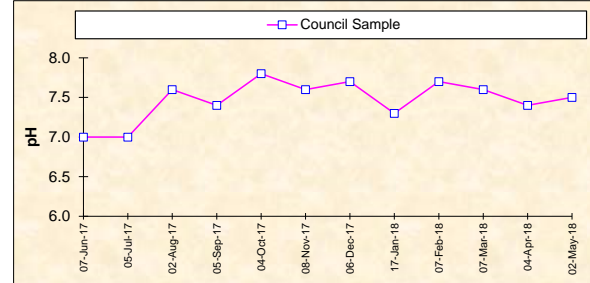
### FAECAL COLIFORMS

Frequency	Date Sample Obtained	Date Result Obtained	Unit Of Measurement	EPA Limit	Council Sample
Monthly	07-Jun-17	28-Jun-17	colony forming units per 100 millilitres	MONITORING	<1
Monthly	05-Jul-17	26-Jul-17	colony forming units per 100 millilitres		<1
Monthly	02-Aug-17	24-Aug-17	colony forming units per 100 millilitres		1
Monthly	05-Sep-17	19-Sep-17	colony forming units per 100 millilitres		<1
Monthly	04-Oct-17	20-Oct-17	colony forming units per 100 millilitres		<1
Monthly	08-Nov-17	28-Nov-17	colony forming units per 100 millilitres	CONDITION	<1
Monthly	06-Dec-17	22-Dec-17	colony forming units per 100 millilitres		12
Monthly	17-Jan-18	31-Jan-18	colony forming units per 100 millilitres		1
Monthly	07-Feb-18	21-Feb-18	colony forming units per 100 millilitres		1
Monthly	07-Mar-18	21-Mar-18	colony forming units per 100 millilitres		<1
Monthly	04-Apr-18	20-Apr-18	colony forming units per 100 millilitres	<1	
Monthly	02-May-18	22-May-18	colony forming units per 100 millilitres	<1	



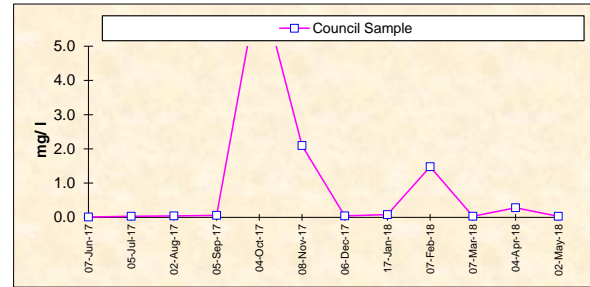
### pH

Frequency	Date Sample Obtained	Date Result Obtained	Unit Of Measurement	EPA Limit	Council Sample
Monthly	07-Jun-17	28-Jun-17	units	MONITORING	7.0
Monthly	05-Jul-17	26-Jul-17	units		7.0
Monthly	02-Aug-17	24-Aug-17	units		7.6
Monthly	05-Sep-17	19-Sep-17	units		7.4
Monthly	04-Oct-17	20-Oct-17	units		7.8
Monthly	08-Nov-17	28-Nov-17	units	CONDITION	7.6
Monthly	06-Dec-17	22-Dec-17	units		7.7
Monthly	17-Jan-18	31-Jan-18	units		7.3
Monthly	07-Feb-18	21-Feb-18	units		7.7
Monthly	07-Mar-18	21-Mar-18	units		7.6
Monthly	04-Apr-18	20-Apr-18	units	7.4	
Monthly	02-May-18	22-May-18	units	7.5	



### AMMONIA NITROGEN

Frequency	Date Sample Obtained	Date Result Obtained	Unit Of Measurement	EPA Limit	Council Sample
Monthly	07-Jun-17	28-Jun-17	milligrams per litre	MONITORING	0.01
Monthly	05-Jul-17	26-Jul-17	milligrams per litre		0.03
Monthly	02-Aug-17	24-Aug-17	milligrams per litre		0.04
Monthly	05-Sep-17	19-Sep-17	milligrams per litre		0.06
Monthly	04-Oct-17	20-Oct-17	milligrams per litre		6.90
Monthly	08-Nov-17	28-Nov-17	milligrams per litre	CONDITION	2.10
Monthly	06-Dec-17	22-Dec-17	milligrams per litre		0.04
Monthly	17-Jan-18	31-Jan-18	milligrams per litre		0.08
Monthly	07-Feb-18	21-Feb-18	milligrams per litre		1.48
Monthly	07-Mar-18	21-Mar-18	milligrams per litre		0.03
Monthly	04-Apr-18	20-Apr-18	milligrams per litre	0.28	
Monthly	02-May-18	22-May-18	milligrams per litre	0.03	





# Culburra Wastewater Treatment Plant - Monitoring Summary

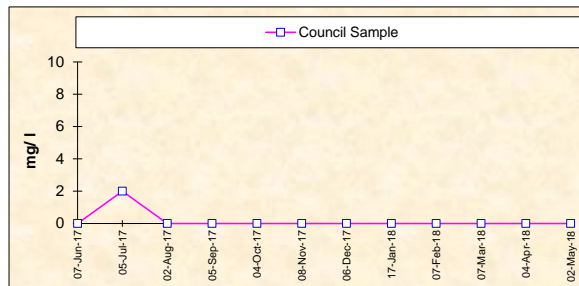
Licensee: Shoalhaven City Council, Shoalhaven Water, PO Box 42 Nowra 2541

Environment Protection License No. 2419

EPA ID No. 16

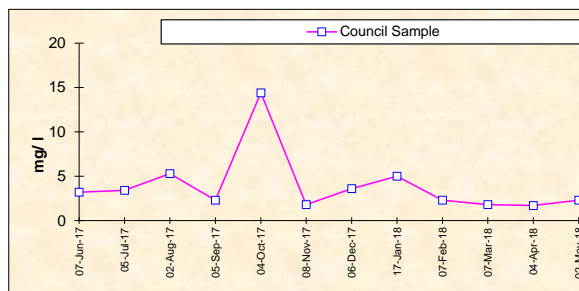
## BOD

Frequency	Date Sample Obtained	Date Result Obtained	Unit Of Measurement	EPA Limit	Council Sample	
Monthly	07-Jun-17	28-Jun-17	milligrams per litre	MONITORING	<2	
Monthly	05-Jul-17	26-Jul-17	milligrams per litre		2	
Monthly	02-Aug-17	24-Aug-17	milligrams per litre		<2	
Monthly	05-Sep-17	19-Sep-17	milligrams per litre		<2	
Monthly	04-Oct-17	20-Oct-17	milligrams per litre		<2	
Monthly	08-Nov-17	28-Nov-17	milligrams per litre		<2	
Monthly	06-Dec-17	22-Dec-17	milligrams per litre		CONDITION	<2
Monthly	17-Jan-18	31-Jan-18	milligrams per litre			<2
Monthly	07-Feb-18	21-Feb-18	milligrams per litre			<2
Monthly	07-Mar-18	21-Mar-18	milligrams per litre			<2
Monthly	04-Apr-18	20-Apr-18	milligrams per litre			<2
Monthly	02-May-18	22-May-18	milligrams per litre			<2



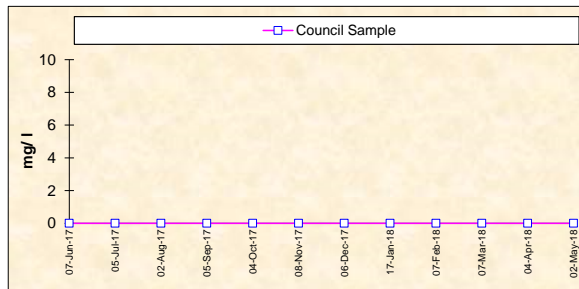
## TOTAL NITROGEN

Frequency	Date Sample Obtained	Date Result Obtained	Unit Of Measurement	EPA Limit	Council Sample
Monthly	07-Jun-17	28-Jun-17	milligrams per litre	MONITORING	3.2
Monthly	05-Jul-17	26-Jul-17	milligrams per litre		3.4
Monthly	02-Aug-17	24-Aug-17	milligrams per litre		5.3
Monthly	05-Sep-17	19-Sep-17	milligrams per litre		2.3
Monthly	04-Oct-17	20-Oct-17	milligrams per litre		14.4
Monthly	08-Nov-17	28-Nov-17	milligrams per litre		1.8
Monthly	06-Dec-17	22-Dec-17	milligrams per litre	CONDITION	3.6
Monthly	17-Jan-18	31-Jan-18	milligrams per litre		5.0
Monthly	07-Feb-18	21-Feb-18	milligrams per litre		2.3
Monthly	07-Mar-18	21-Mar-18	milligrams per litre		1.8
Monthly	04-Apr-18	20-Apr-18	milligrams per litre		1.7
Monthly	02-May-18	22-May-18	milligrams per litre		2.3



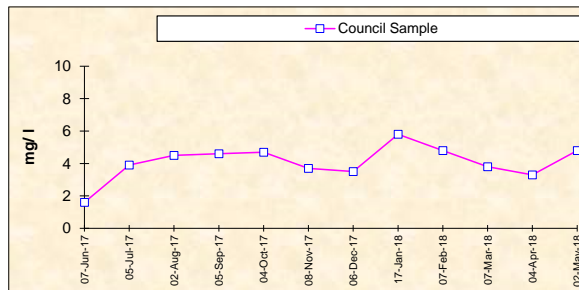
## OIL AND GREASE

Frequency	Date Sample Obtained	Date Result Obtained	Unit Of Measurement	EPA Limit	Council Sample
Monthly	07-Jun-17	28-Jun-17	milligrams per litre	MONITORING	<1
Monthly	05-Jul-17	26-Jul-17	milligrams per litre		<1
Monthly	02-Aug-17	24-Aug-17	milligrams per litre		<1
Monthly	05-Sep-17	19-Sep-17	milligrams per litre		<1
Monthly	04-Oct-17	20-Oct-17	milligrams per litre		<1
Monthly	08-Nov-17	28-Nov-17	milligrams per litre		<1
Monthly	06-Dec-17	22-Dec-17	milligrams per litre	CONDITION	<1
Monthly	17-Jan-18	31-Jan-18	milligrams per litre		<1
Monthly	07-Feb-18	21-Feb-18	milligrams per litre		<1
Monthly	07-Mar-18	21-Mar-18	milligrams per litre		<1
Monthly	04-Apr-18	20-Apr-18	milligrams per litre		<1
Monthly	02-May-18	22-May-18	milligrams per litre		<1



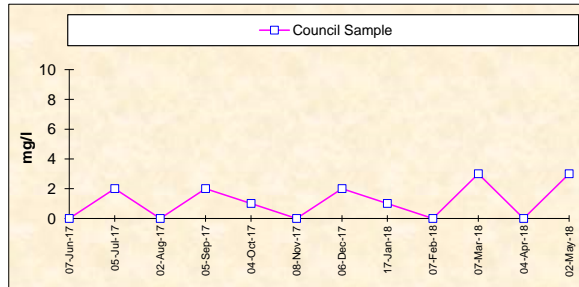
## TOTAL PHOSPHORUS

Frequency	Date Sample Obtained	Date Result Obtained	Unit Of Measurement	EPA Limit	Council Sample
Monthly	07-Jun-17	28-Jun-17	milligrams per litre	MONITORING	1.6
Monthly	05-Jul-17	26-Jul-17	milligrams per litre		3.9
Monthly	02-Aug-17	24-Aug-17	milligrams per litre		4.5
Monthly	05-Sep-17	19-Sep-17	milligrams per litre		4.6
Monthly	04-Oct-17	20-Oct-17	milligrams per litre		4.7
Monthly	08-Nov-17	28-Nov-17	milligrams per litre		3.7
Monthly	06-Dec-17	22-Dec-17	milligrams per litre	CONDITION	3.5
Monthly	17-Jan-18	31-Jan-18	milligrams per litre		5.8
Monthly	07-Feb-18	21-Feb-18	milligrams per litre		4.8
Monthly	07-Mar-18	21-Mar-18	milligrams per litre		3.8
Monthly	04-Apr-18	20-Apr-18	milligrams per litre		3.3
Monthly	02-May-18	22-May-18	milligrams per litre		4.8



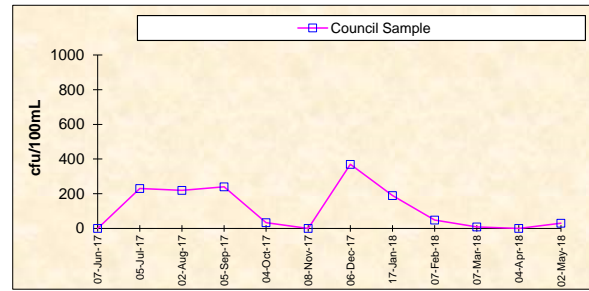
## TOTAL SUSPENDED SOLIDS

Frequency	Date Sample Obtained	Date Result Obtained	Unit Of Measurement	EPA Limit	Council Sample
Monthly	07-Jun-17	28-Jun-17	milligrams per litre	MONITORING	<1
Monthly	05-Jul-17	26-Jul-17	milligrams per litre		2
Monthly	02-Aug-17	24-Aug-17	milligrams per litre		<1
Monthly	05-Sep-17	19-Sep-17	milligrams per litre		2
Monthly	04-Oct-17	20-Oct-17	milligrams per litre		1
Monthly	08-Nov-17	28-Nov-17	milligrams per litre		<1
Monthly	06-Dec-17	22-Dec-17	milligrams per litre	CONDITION	2
Monthly	17-Jan-18	31-Jan-18	milligrams per litre		<1
Monthly	07-Feb-18	21-Feb-18	milligrams per litre		1
Monthly	07-Mar-18	21-Mar-18	milligrams per litre		3
Monthly	04-Apr-18	20-Apr-18	milligrams per litre		<1
Monthly	02-May-18	22-May-18	milligrams per litre		3



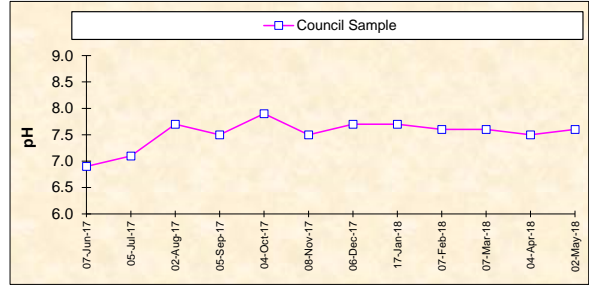
### FAECAL COLIFORMS

Frequency	Date Sample Obtained	Date Result Obtained	Unit Of Measurement	EPA Limit	Council Sample
Monthly	07-Jun-17	28-Jun-17	colony forming units per 100 millilitres	MONITORING	<1
Monthly	05-Jul-17	26-Jul-17	colony forming units per 100 millilitres		230
Monthly	02-Aug-17	24-Aug-17	colony forming units per 100 millilitres		220
Monthly	05-Sep-17	19-Sep-17	colony forming units per 100 millilitres		240
Monthly	04-Oct-17	20-Oct-17	colony forming units per 100 millilitres		33
Monthly	08-Nov-17	28-Nov-17	colony forming units per 100 millilitres	CONDITION	<1
Monthly	06-Dec-17	22-Dec-17	colony forming units per 100 millilitres		370
Monthly	17-Jan-18	31-Jan-18	colony forming units per 100 millilitres		190
Monthly	07-Feb-18	21-Feb-18	colony forming units per 100 millilitres		48
Monthly	07-Mar-18	21-Mar-18	colony forming units per 100 millilitres		9
Monthly	04-Apr-18	20-Apr-18	colony forming units per 100 millilitres		<1
Monthly	02-May-18	22-May-18	colony forming units per 100 millilitres		30



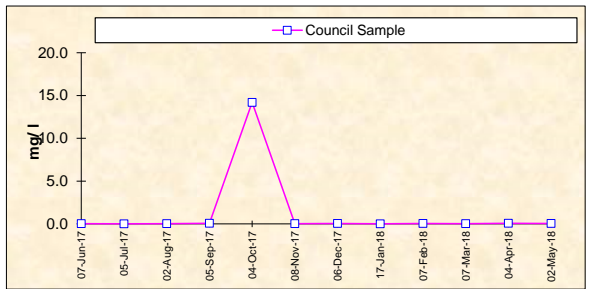
### pH

Frequency	Date Sample Obtained	Date Result Obtained	Unit Of Measurement	EPA Limit	Council Sample
Monthly	07-Jun-17	28-Jun-17	units	MONITORING	6.9
Monthly	05-Jul-17	26-Jul-17	units		7.1
Monthly	02-Aug-17	24-Aug-17	units		7.7
Monthly	05-Sep-17	19-Sep-17	units		7.5
Monthly	04-Oct-17	20-Oct-17	units		7.9
Monthly	08-Nov-17	28-Nov-17	units	CONDITION	7.5
Monthly	06-Dec-17	22-Dec-17	units		7.7
Monthly	17-Jan-18	31-Jan-18	units		7.7
Monthly	07-Feb-18	21-Feb-18	units		7.6
Monthly	07-Mar-18	21-Mar-18	units		7.6
Monthly	04-Apr-18	20-Apr-18	units		7.5
Monthly	02-May-18	22-May-18	units		7.6



### AMMONIA NITROGEN

Frequency	Date Sample Obtained	Date Result Obtained	Unit Of Measurement	EPA Limit	Council Sample
Monthly	07-Jun-17	28-Jun-17	milligrams per litre	MONITORING	0.03
Monthly	05-Jul-17	26-Jul-17	milligrams per litre		0.01
Monthly	02-Aug-17	24-Aug-17	milligrams per litre		0.03
Monthly	05-Sep-17	19-Sep-17	milligrams per litre		0.07
Monthly	04-Oct-17	20-Oct-17	milligrams per litre		14.20
Monthly	08-Nov-17	28-Nov-17	milligrams per litre	CONDITION	0.03
Monthly	06-Dec-17	22-Dec-17	milligrams per litre		0.04
Monthly	17-Jan-18	31-Jan-18	milligrams per litre		0.01
Monthly	07-Feb-18	21-Feb-18	milligrams per litre		0.04
Monthly	07-Mar-18	21-Mar-18	milligrams per litre		0.03
Monthly	04-Apr-18	20-Apr-18	milligrams per litre		0.06
Monthly	02-May-18	22-May-18	milligrams per litre		0.05



# Callala Wastewater Treatment Plant - Monitoring Summary

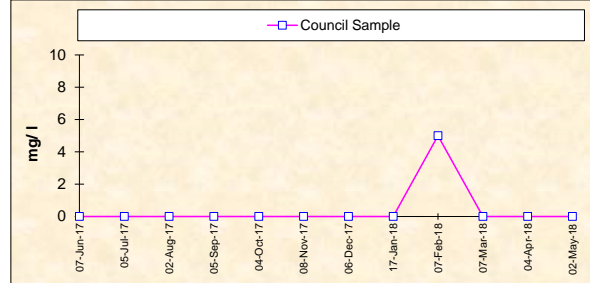
Licensee: Shoalhaven City Council, Shoalhaven Water, PO Box 42 Nowra 2541

Environment Protection License No. 2419

EPA ID No. 17

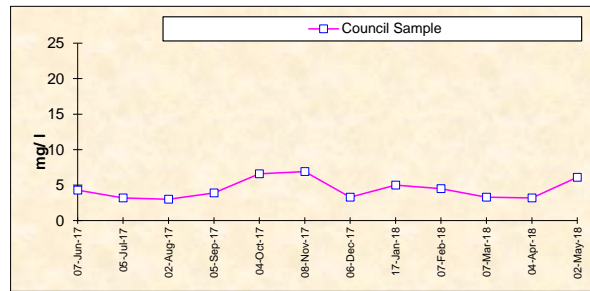
## BOD

Frequency	Date Sample Obtained	Date Result Obtained	Unit Of Measurement	EPA Limit	Council Sample	
Monthly	07-Jun-17	28-Jun-17	milligrams per litre	MONITORING	<2	
Monthly	05-Jul-17	26-Jul-17	milligrams per litre		<2	
Monthly	02-Aug-17	24-Aug-17	milligrams per litre		<2	
Monthly	05-Sep-17	19-Sep-17	milligrams per litre		<2	
Monthly	04-Oct-17	20-Oct-17	milligrams per litre		<2	
Monthly	08-Nov-17	28-Nov-17	milligrams per litre		<2	
Monthly	06-Dec-17	22-Dec-17	milligrams per litre		CONDITIONS	<2
Monthly	17-Jan-18	31-Jan-18	milligrams per litre			<2
Monthly	07-Feb-18	21-Feb-18	milligrams per litre			5
Monthly	07-Mar-18	21-Mar-18	milligrams per litre			<2
Monthly	04-Apr-18	20-Apr-18	milligrams per litre			<2
Monthly	02-May-18	22-May-18	milligrams per litre			<2



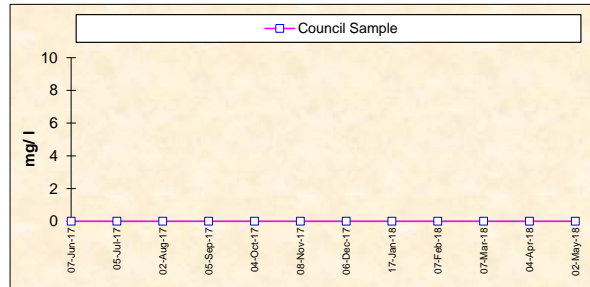
## TOTAL NITROGEN

Frequency	Date Sample Obtained	Date Result Obtained	Unit Of Measurement	EPA Limit	Council Sample
Monthly	07-Jun-17	28-Jun-17	milligrams per litre	MONITORING	4.3
Monthly	05-Jul-17	26-Jul-17	milligrams per litre		3.2
Monthly	02-Aug-17	24-Aug-17	milligrams per litre		3.0
Monthly	05-Sep-17	19-Sep-17	milligrams per litre		3.9
Monthly	04-Oct-17	20-Oct-17	milligrams per litre		6.6
Monthly	08-Nov-17	28-Nov-17	milligrams per litre		6.9
Monthly	06-Dec-17	22-Dec-17	milligrams per litre	CONDITIONS	3.3
Monthly	17-Jan-18	31-Jan-18	milligrams per litre		5.0
Monthly	07-Feb-18	21-Feb-18	milligrams per litre		4.5
Monthly	07-Mar-18	21-Mar-18	milligrams per litre		3.3
Monthly	04-Apr-18	20-Apr-18	milligrams per litre		3.2
Monthly	02-May-18	22-May-18	milligrams per litre		6.1



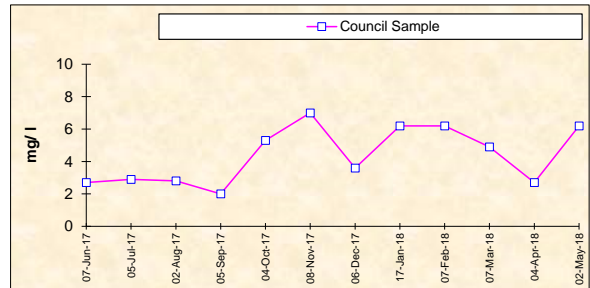
## OIL AND GREASE

Frequency	Date Sample Obtained	Date Result Obtained	Unit Of Measurement	EPA Limit	Council Sample
Monthly	07-Jun-17	28-Jun-17	milligrams per litre	MONITORING	<1
Monthly	05-Jul-17	26-Jul-17	milligrams per litre		<1
Monthly	02-Aug-17	24-Aug-17	milligrams per litre		<1
Monthly	05-Sep-17	19-Sep-17	milligrams per litre		<1
Monthly	04-Oct-17	20-Oct-17	milligrams per litre		<1
Monthly	08-Nov-17	28-Nov-17	milligrams per litre		<1
Monthly	06-Dec-17	22-Dec-17	milligrams per litre	CONDITIONS	<1
Monthly	17-Jan-18	31-Jan-18	milligrams per litre		<1
Monthly	07-Feb-18	21-Feb-18	milligrams per litre		<1
Monthly	07-Mar-18	21-Mar-18	milligrams per litre		<1
Monthly	04-Apr-18	20-Apr-18	milligrams per litre		<1
Monthly	02-May-18	22-May-18	milligrams per litre		<1



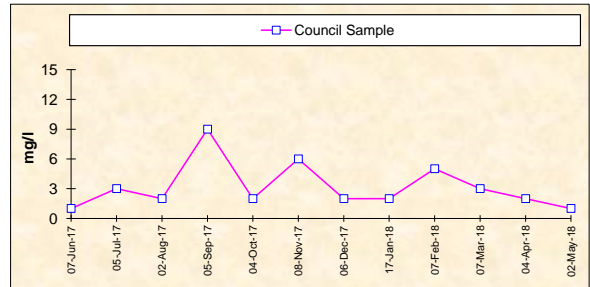
## TOTAL PHOSPHORUS

Frequency	Date Sample Obtained	Date Result Obtained	Unit Of Measurement	EPA Limit	Council Sample
Monthly	07-Jun-17	28-Jun-17	milligrams per litre	MONITORING	2.7
Monthly	05-Jul-17	26-Jul-17	milligrams per litre		2.9
Monthly	02-Aug-17	24-Aug-17	milligrams per litre		2.8
Monthly	05-Sep-17	19-Sep-17	milligrams per litre		2.0
Monthly	04-Oct-17	20-Oct-17	milligrams per litre		5.3
Monthly	08-Nov-17	28-Nov-17	milligrams per litre		7.0
Monthly	06-Dec-17	22-Dec-17	milligrams per litre	CONDITIONS	3.6
Monthly	17-Jan-18	31-Jan-18	milligrams per litre		6.2
Monthly	07-Feb-18	21-Feb-18	milligrams per litre		6.2
Monthly	07-Mar-18	21-Mar-18	milligrams per litre		4.9
Monthly	04-Apr-18	20-Apr-18	milligrams per litre		2.7
Monthly	02-May-18	22-May-18	milligrams per litre		6.2



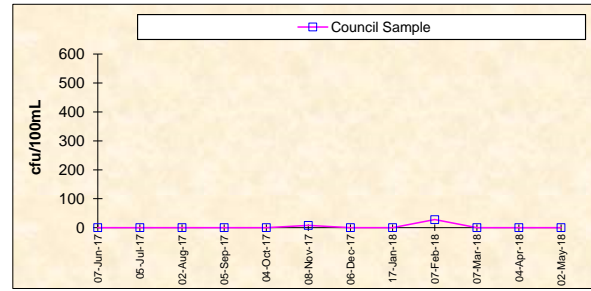
## TOTAL SUSPENDED SOLIDS

Frequency	Date Sample Obtained	Date Result Obtained	Unit Of Measurement	EPA Limit	Council Sample
Monthly	07-Jun-17	28-Jun-17	milligrams per litre	MONITORING	1
Monthly	05-Jul-17	26-Jul-17	milligrams per litre		3
Monthly	02-Aug-17	24-Aug-17	milligrams per litre		2
Monthly	05-Sep-17	19-Sep-17	milligrams per litre		9
Monthly	04-Oct-17	20-Oct-17	milligrams per litre		2
Monthly	08-Nov-17	28-Nov-17	milligrams per litre		6
Monthly	06-Dec-17	22-Dec-17	milligrams per litre	CONDITIONS	2
Monthly	17-Jan-18	31-Jan-18	milligrams per litre		2
Monthly	07-Feb-18	21-Feb-18	milligrams per litre		5
Monthly	07-Mar-18	21-Mar-18	milligrams per litre		3
Monthly	04-Apr-18	20-Apr-18	milligrams per litre		2
Monthly	02-May-18	22-May-18	milligrams per litre		1



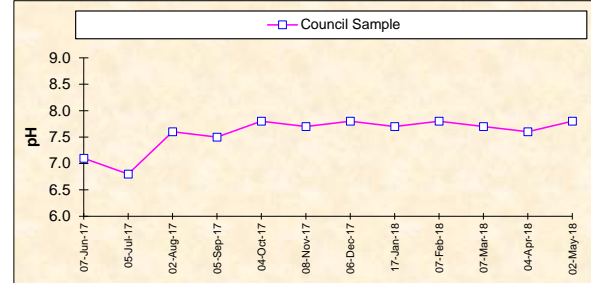
## FAECAL COLIFORMS

Frequency	Date Sample Obtained	Date Result Obtained	Unit Of Measurement	EPA Limit	Council Sample
Monthly	07-Jun-17	28-Jun-17	colony forming units per 100 millilitres	MONITORING	<1
Monthly	05-Jul-17	26-Jul-17	colony forming units per 100 millilitres		<1
Monthly	02-Aug-17	24-Aug-17	colony forming units per 100 millilitres		<1
Monthly	05-Sep-17	19-Sep-17	colony forming units per 100 millilitres		<1
Monthly	04-Oct-17	20-Oct-17	colony forming units per 100 millilitres		<1
Monthly	08-Nov-17	28-Nov-17	colony forming units per 100 millilitres	CONDITIONS	8
Monthly	06-Dec-17	22-Dec-17	colony forming units per 100 millilitres		<1
Monthly	17-Jan-18	31-Jan-18	colony forming units per 100 millilitres		<1
Monthly	07-Feb-18	21-Feb-18	colony forming units per 100 millilitres		28
Monthly	07-Mar-18	21-Mar-18	colony forming units per 100 millilitres		<1
Monthly	04-Apr-18	20-Apr-18	colony forming units per 100 millilitres		<1
Monthly	02-May-18	22-May-18	colony forming units per 100 millilitres		<1



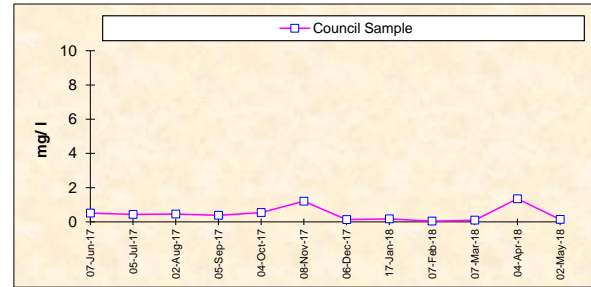
## pH

Frequency	Date Sample Obtained	Date Result Obtained	Unit Of Measurement	EPA Limit	Council Sample
Monthly	07-Jun-17	28-Jun-17	pH	MONITORING	7.1
Monthly	05-Jul-17	26-Jul-17	pH		6.8
Monthly	02-Aug-17	24-Aug-17	pH		7.6
Monthly	05-Sep-17	19-Sep-17	pH		7.5
Monthly	04-Oct-17	20-Oct-17	pH		7.8
Monthly	08-Nov-17	28-Nov-17	pH	CONDITIONS	7.7
Monthly	06-Dec-17	22-Dec-17	pH		7.8
Monthly	17-Jan-18	31-Jan-18	pH		7.7
Monthly	07-Feb-18	21-Feb-18	pH		7.8
Monthly	07-Mar-18	21-Mar-18	pH		7.7
Monthly	04-Apr-18	20-Apr-18	pH		7.6
Monthly	02-May-18	22-May-18	pH		7.8



## AMMONIA NITROGEN

Frequency	Date Sample Obtained	Date Result Obtained	Unit Of Measurement	EPA Limit	Council Sample
Monthly	07-Jun-17	28-Jun-17	milligrams per litre	MONITORING	0.51
Monthly	05-Jul-17	26-Jul-17	milligrams per litre		0.44
Monthly	02-Aug-17	24-Aug-17	milligrams per litre		0.46
Monthly	05-Sep-17	19-Sep-17	milligrams per litre		0.38
Monthly	04-Oct-17	20-Oct-17	milligrams per litre		0.54
Monthly	08-Nov-17	28-Nov-17	milligrams per litre	CONDITIONS	1.20
Monthly	06-Dec-17	22-Dec-17	milligrams per litre		0.13
Monthly	17-Jan-18	31-Jan-18	milligrams per litre		0.17
Monthly	07-Feb-18	21-Feb-18	milligrams per litre		0.04
Monthly	07-Mar-18	21-Mar-18	milligrams per litre		0.10
Monthly	04-Apr-18	20-Apr-18	milligrams per litre		1.35
Monthly	02-May-18	22-May-18	milligrams per litre		0.14



# REMS Supply to Farms - Monitoring Summary

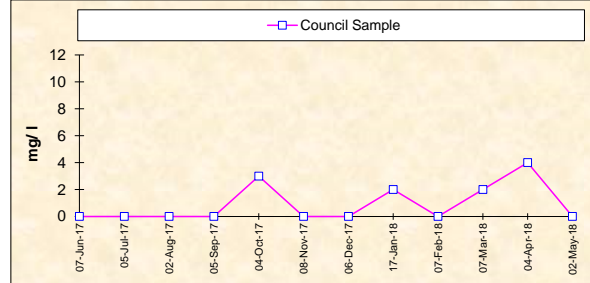
Licensee: Shoalhaven City Council, Shoalhaven Water, PO Box 42 Nowra 2541

Environment Protection License No. 2419

EPA ID No. 24

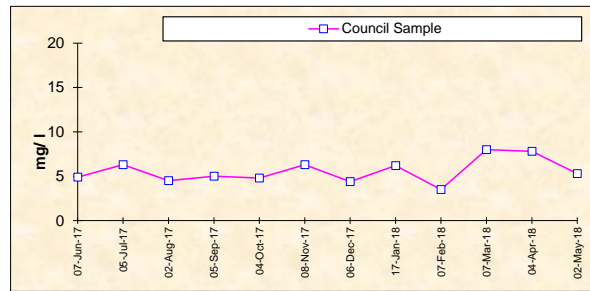
## BOD

Frequency	Date Sample Obtained	Date Result Obtained	Unit Of Measurement	EPA Limit	Council Sample	
Monthly	07-Jun-17	28-Jun-17	milligrams per litre	MONITORING	<2	
Monthly	05-Jul-17	26-Jul-17	milligrams per litre		<2	
Monthly	02-Aug-17	24-Aug-17	milligrams per litre		<2	
Monthly	05-Sep-17	19-Sep-17	milligrams per litre		<2	
Monthly	04-Oct-17	20-Oct-17	milligrams per litre		3	
Monthly	08-Nov-17	28-Nov-17	milligrams per litre		<2	
Monthly	06-Dec-17	22-Dec-17	milligrams per litre		CONDITION	<2
Monthly	17-Jan-18	31-Jan-18	milligrams per litre			2
Monthly	07-Feb-18	21-Feb-18	milligrams per litre			<2
Monthly	07-Mar-18	21-Mar-18	milligrams per litre			2
Monthly	04-Apr-18	20-Apr-18	milligrams per litre			4
Monthly	02-May-18	22-May-18	milligrams per litre			<2



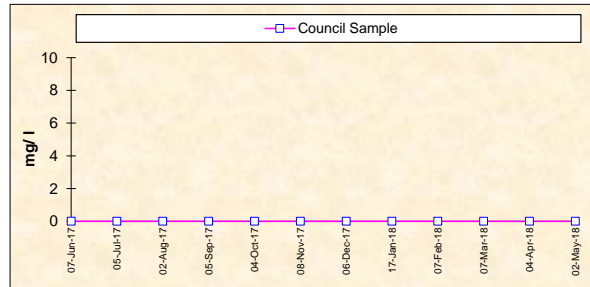
## TOTAL NITROGEN

Frequency	Date Sample Obtained	Date Result Obtained	Unit Of Measurement	EPA Limit	Council Sample
Monthly	07-Jun-17	28-Jun-17	milligrams per litre	MONITORING	4.9
Monthly	05-Jul-17	26-Jul-17	milligrams per litre		6.3
Monthly	02-Aug-17	24-Aug-17	milligrams per litre		4.5
Monthly	05-Sep-17	19-Sep-17	milligrams per litre		5.0
Monthly	04-Oct-17	20-Oct-17	milligrams per litre		4.8
Monthly	08-Nov-17	28-Nov-17	milligrams per litre		6.3
Monthly	06-Dec-17	22-Dec-17	milligrams per litre	CONDITION	4.4
Monthly	17-Jan-18	31-Jan-18	milligrams per litre		6.2
Monthly	07-Feb-18	21-Feb-18	milligrams per litre		3.5
Monthly	07-Mar-18	21-Mar-18	milligrams per litre		8.0
Monthly	04-Apr-18	20-Apr-18	milligrams per litre		7.8
Monthly	02-May-18	22-May-18	milligrams per litre		5.3



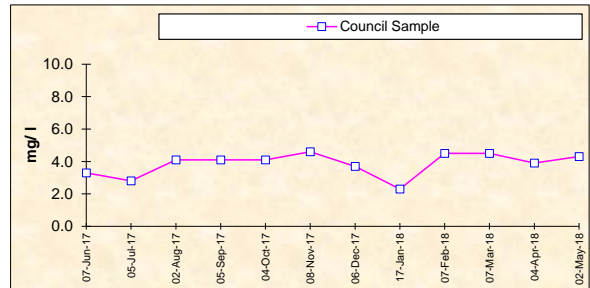
## OIL AND GREASE

Frequency	Date Sample Obtained	Date Result Obtained	Unit Of Measurement	EPA Limit	Council Sample
Monthly	07-Jun-17	28-Jun-17	milligrams per litre	MONITORING	<1
Monthly	05-Jul-17	26-Jul-17	milligrams per litre		<1
Monthly	02-Aug-17	24-Aug-17	milligrams per litre		<1
Monthly	05-Sep-17	19-Sep-17	milligrams per litre		<1
Monthly	04-Oct-17	20-Oct-17	milligrams per litre		<1
Monthly	08-Nov-17	28-Nov-17	milligrams per litre		<1
Monthly	06-Dec-17	22-Dec-17	milligrams per litre	CONDITION	<1
Monthly	17-Jan-18	31-Jan-18	milligrams per litre		<1
Monthly	07-Feb-18	21-Feb-18	milligrams per litre		<1
Monthly	07-Mar-18	21-Mar-18	milligrams per litre		<1
Monthly	04-Apr-18	20-Apr-18	milligrams per litre		<1
Monthly	02-May-18	22-May-18	milligrams per litre		<1



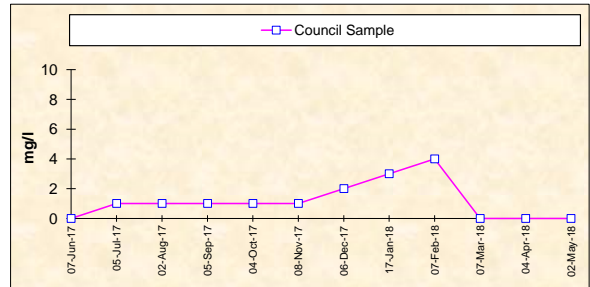
## TOTAL PHOSPHORUS

Frequency	Date Sample Obtained	Date Result Obtained	Unit Of Measurement	EPA Limit	Council Sample
Monthly	07-Jun-17	28-Jun-17	milligrams per litre	MONITORING	3.3
Monthly	05-Jul-17	26-Jul-17	milligrams per litre		2.8
Monthly	02-Aug-17	24-Aug-17	milligrams per litre		4.1
Monthly	05-Sep-17	19-Sep-17	milligrams per litre		4.1
Monthly	04-Oct-17	20-Oct-17	milligrams per litre		4.1
Monthly	08-Nov-17	28-Nov-17	milligrams per litre		4.6
Monthly	06-Dec-17	22-Dec-17	milligrams per litre	CONDITION	3.7
Monthly	17-Jan-18	31-Jan-18	milligrams per litre		2.3
Monthly	07-Feb-18	21-Feb-18	milligrams per litre		4.5
Monthly	07-Mar-18	21-Mar-18	milligrams per litre		4.5
Monthly	04-Apr-18	20-Apr-18	milligrams per litre		3.9
Monthly	02-May-18	22-May-18	milligrams per litre		4.3



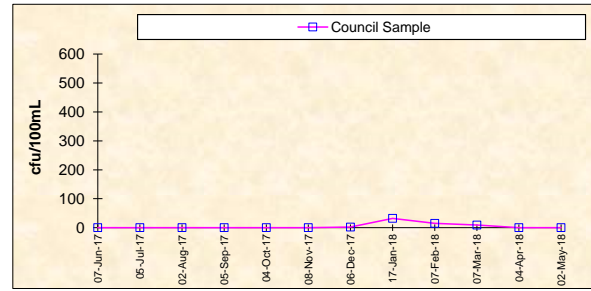
## TOTAL SUSPENDED SOLIDS

Frequency	Date Sample Obtained	Date Result Obtained	Unit Of Measurement	EPA Limit	Council Sample
Monthly	07-Jun-17	28-Jun-17	milligrams per litre	MONITORING	<1
Monthly	05-Jul-17	26-Jul-17	milligrams per litre		1
Monthly	02-Aug-17	24-Aug-17	milligrams per litre		1
Monthly	05-Sep-17	19-Sep-17	milligrams per litre		1
Monthly	04-Oct-17	20-Oct-17	milligrams per litre		1
Monthly	08-Nov-17	28-Nov-17	milligrams per litre		1
Monthly	06-Dec-17	22-Dec-17	milligrams per litre	CONDITION	2
Monthly	17-Jan-18	31-Jan-18	milligrams per litre		3
Monthly	07-Feb-18	21-Feb-18	milligrams per litre		4
Monthly	07-Mar-18	21-Mar-18	milligrams per litre		<1
Monthly	04-Apr-18	20-Apr-18	milligrams per litre		<1
Monthly	02-May-18	22-May-18	milligrams per litre		<1



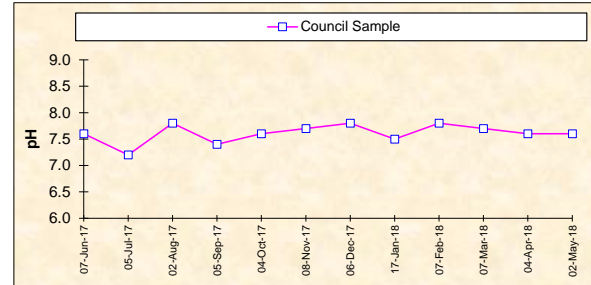
## FAECAL COLIFORMS

Frequency	Date Sample Obtained	Date Result Obtained	Unit Of Measurement	EPA Limit	Council Sample
Monthly	07-Jun-17	28-Jun-17	colony forming units per 100 millilitres	MONITORING	<1
Monthly	05-Jul-17	26-Jul-17	colony forming units per 100 millilitres		<1
Monthly	02-Aug-17	24-Aug-17	colony forming units per 100 millilitres		<1
Monthly	05-Sep-17	19-Sep-17	colony forming units per 100 millilitres		<1
Monthly	04-Oct-17	20-Oct-17	colony forming units per 100 millilitres		<1
Monthly	08-Nov-17	28-Nov-17	colony forming units per 100 millilitres	CONDITION	<1
Monthly	06-Dec-17	22-Dec-17	colony forming units per 100 millilitres		2
Monthly	17-Jan-18	31-Jan-18	colony forming units per 100 millilitres		32
Monthly	07-Feb-18	21-Feb-18	colony forming units per 100 millilitres		15
Monthly	07-Mar-18	21-Mar-18	colony forming units per 100 millilitres		9
Monthly	04-Apr-18	20-Apr-18	colony forming units per 100 millilitres		<1
Monthly	02-May-18	22-May-18	colony forming units per 100 millilitres		<1



## pH

Frequency	Date Sample Obtained	Date Result Obtained	Unit Of Measurement	EPA Limit	Council Sample
Monthly	07-Jun-17	28-Jun-17	pH	MONITORING	7.6
Monthly	05-Jul-17	26-Jul-17	pH		7.2
Monthly	02-Aug-17	24-Aug-17	pH		7.8
Monthly	05-Sep-17	19-Sep-17	pH		7.4
Monthly	04-Oct-17	20-Oct-17	pH		7.6
Monthly	08-Nov-17	28-Nov-17	pH	CONDITION	7.7
Monthly	06-Dec-17	22-Dec-17	pH		7.8
Monthly	17-Jan-18	31-Jan-18	pH		7.5
Monthly	07-Feb-18	21-Feb-18	pH		7.8
Monthly	07-Mar-18	21-Mar-18	pH		7.7
Monthly	04-Apr-18	20-Apr-18	pH		7.6
Monthly	02-May-18	22-May-18	pH		7.6



## AMMONIA NITROGEN

Frequency	Date Sample Obtained	Date Result Obtained	Unit Of Measurement	EPA Limit	Council Sample
Monthly	07-Jun-17	28-Jun-17	milligrams per litre	MONITORING	0.02
Monthly	05-Jul-17	26-Jul-17	milligrams per litre		0.04
Monthly	02-Aug-17	24-Aug-17	milligrams per litre		0.02
Monthly	05-Sep-17	19-Sep-17	milligrams per litre		0.57
Monthly	04-Oct-17	20-Oct-17	milligrams per litre		1.14
Monthly	08-Nov-17	28-Nov-17	milligrams per litre	CONDITION	1.81
Monthly	06-Dec-17	22-Dec-17	milligrams per litre		1.41
Monthly	17-Jan-18	31-Jan-18	milligrams per litre		0.03
Monthly	07-Feb-18	21-Feb-18	milligrams per litre		1.33
Monthly	07-Mar-18	21-Mar-18	milligrams per litre		0.85
Monthly	04-Apr-18	20-Apr-18	milligrams per litre		3.30
Monthly	02-May-18	22-May-18	milligrams per litre		0.09

