

Shoalhaven Heads Wastewater Treatment Plant - Monitoring Summary

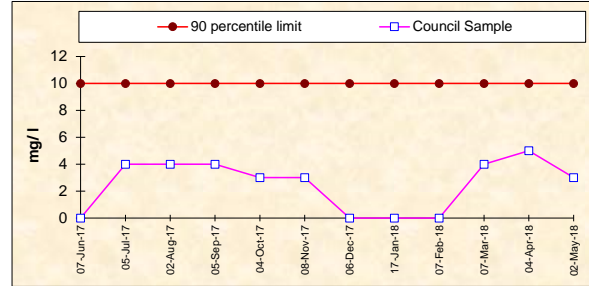
Licensee: Shoalhaven City Council, Shoalhaven Water, PO Box 42 Nowra 2541

Environment Protection License No. 4128

EPA ID No. 3

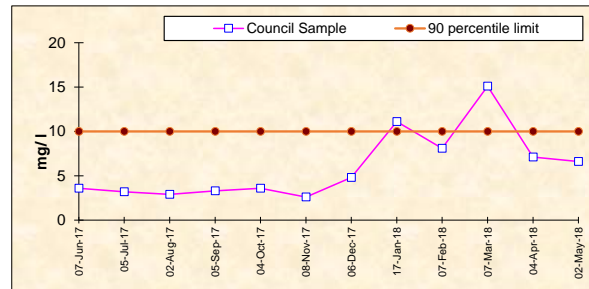
BOD

Frequency	Date Sample Obtained	Date Result Obtained	Unit Of Measurement	90 percentile limit	Council Sample
Monthly	07-Jun-17	28-Jun-17	milligrams per litre	10	<2
Monthly	05-Jul-17	26-Jul-17	milligrams per litre	10	4
Monthly	02-Aug-17	24-Aug-17	milligrams per litre	10	4
Monthly	05-Sep-17	19-Sep-17	milligrams per litre	10	4
Monthly	04-Oct-17	20-Oct-17	milligrams per litre	10	3
Monthly	08-Nov-17	28-Nov-17	milligrams per litre	10	3
Monthly	06-Dec-17	22-Dec-17	milligrams per litre	10	<2
Monthly	17-Jan-18	31-Jan-18	milligrams per litre	10	<2
Monthly	07-Feb-18	21-Feb-18	milligrams per litre	10	<2
Monthly	07-Mar-18	21-Mar-18	milligrams per litre	10	4
Monthly	04-Apr-18	20-Apr-18	milligrams per litre	10	5
Monthly	02-May-18	22-May-18	milligrams per litre	10	3



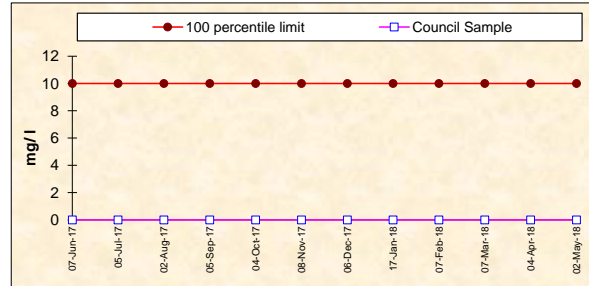
TOTAL NITROGEN

Frequency	Date Sample Obtained	Date Result Obtained	Unit Of Measurement	90 percentile limit	Council Sample
Monthly	07-Jun-17	28-Jun-17	milligrams per litre	10	3.6
Monthly	05-Jul-17	26-Jul-17	milligrams per litre	10	3.2
Monthly	02-Aug-17	24-Aug-17	milligrams per litre	10	2.9
Monthly	05-Sep-17	19-Sep-17	milligrams per litre	10	3.3
Monthly	04-Oct-17	20-Oct-17	milligrams per litre	10	3.6
Monthly	08-Nov-17	28-Nov-17	milligrams per litre	10	2.6
Monthly	06-Dec-17	22-Dec-17	milligrams per litre	10	4.8
Monthly	17-Jan-18	31-Jan-18	milligrams per litre	10	11.1
Monthly	07-Feb-18	21-Feb-18	milligrams per litre	10	8.1
Monthly	07-Mar-18	21-Mar-18	milligrams per litre	10	15.1
Monthly	04-Apr-18	20-Apr-18	milligrams per litre	10	7.1
Monthly	02-May-18	22-May-18	milligrams per litre	10	6.6



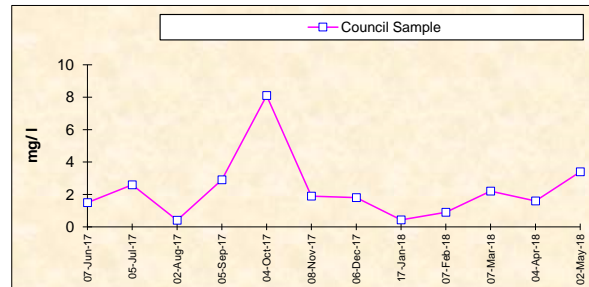
OIL AND GREASE

Frequency	Date Sample Obtained	Date Result Obtained	Unit Of Measurement	100 percentile limit	Council Sample
Monthly	07-Jun-17	28-Jun-17	milligrams per litre	10	<1
Monthly	05-Jul-17	26-Jul-17	milligrams per litre	10	<1
Monthly	02-Aug-17	24-Aug-17	milligrams per litre	10	<1
Monthly	05-Sep-17	19-Sep-17	milligrams per litre	10	<1
Monthly	04-Oct-17	20-Oct-17	milligrams per litre	10	<1
Monthly	08-Nov-17	28-Nov-17	milligrams per litre	10	<1
Monthly	06-Dec-17	22-Dec-17	milligrams per litre	10	<1
Monthly	17-Jan-18	31-Jan-18	milligrams per litre	10	<1
Monthly	07-Feb-18	21-Feb-18	milligrams per litre	10	<1
Monthly	07-Mar-18	21-Mar-18	milligrams per litre	10	<1
Monthly	04-Apr-18	20-Apr-18	milligrams per litre	10	<1
Monthly	02-May-18	22-May-18	milligrams per litre	10	<1



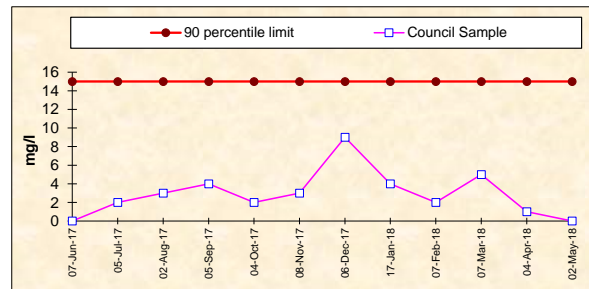
TOTAL PHOSPHORUS

Frequency	Date Sample Obtained	Date Result Obtained	Unit Of Measurement	EPA Limit	Council Sample
Monthly	07-Jun-17	28-Jun-17	milligrams per litre	MONITORING	1.5
Monthly	05-Jul-17	26-Jul-17	milligrams per litre		2.6
Monthly	02-Aug-17	24-Aug-17	milligrams per litre		0.4
Monthly	05-Sep-17	19-Sep-17	milligrams per litre		2.9
Monthly	04-Oct-17	20-Oct-17	milligrams per litre	CONDITION	8.1
Monthly	08-Nov-17	28-Nov-17	milligrams per litre		1.9
Monthly	06-Dec-17	22-Dec-17	milligrams per litre		1.8
Monthly	17-Jan-18	31-Jan-18	milligrams per litre		0.4
Monthly	07-Feb-18	21-Feb-18	milligrams per litre		0.9
Monthly	07-Mar-18	21-Mar-18	milligrams per litre		2.2
Monthly	04-Apr-18	20-Apr-18	milligrams per litre		1.6
Monthly	02-May-18	22-May-18	milligrams per litre		3.4



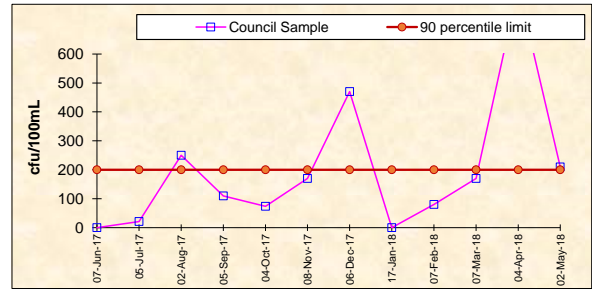
TOTAL SUSPENDED SOLIDS

Frequency	Date Sample Obtained	Date Result Obtained	Unit Of Measurement	90 percentile limit	Council Sample
Monthly	07-Jun-17	28-Jun-17	milligrams per litre	15	<1
Monthly	05-Jul-17	26-Jul-17	milligrams per litre	15	2
Monthly	02-Aug-17	24-Aug-17	milligrams per litre	15	3
Monthly	05-Sep-17	19-Sep-17	milligrams per litre	15	4
Monthly	04-Oct-17	20-Oct-17	milligrams per litre	15	2
Monthly	08-Nov-17	28-Nov-17	milligrams per litre	15	3
Monthly	06-Dec-17	22-Dec-17	milligrams per litre	15	9
Monthly	17-Jan-18	31-Jan-18	milligrams per litre	15	4
Monthly	07-Feb-18	21-Feb-18	milligrams per litre	15	2
Monthly	07-Mar-18	21-Mar-18	milligrams per litre	15	5
Monthly	04-Apr-18	20-Apr-18	milligrams per litre	15	1
Monthly	02-May-18	22-May-18	milligrams per litre	15	<1



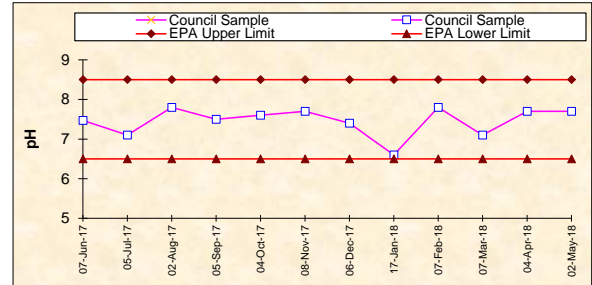
FAECAL COLIFORMS

Frequency	Date Sample Obtained	Date Result Obtained	Unit Of Measurement	90 percentile limit	Council Sample
Monthly	07-Jun-17	28-Jun-17	colony forming units per 100 millilitres	200	<1
Monthly	05-Jul-17	26-Jul-17	colony forming units per 100 millilitres	200	21
Monthly	02-Aug-17	24-Aug-17	colony forming units per 100 millilitres	200	250
Monthly	05-Sep-17	19-Sep-17	colony forming units per 100 millilitres	200	110
Monthly	04-Oct-17	20-Oct-17	colony forming units per 100 millilitres	200	74
Monthly	08-Nov-17	28-Nov-17	colony forming units per 100 millilitres	200	170
Monthly	06-Dec-17	22-Dec-17	colony forming units per 100 millilitres	200	470
Monthly	17-Jan-18	31-Jan-18	colony forming units per 100 millilitres	200	<1
Monthly	07-Feb-18	21-Feb-18	colony forming units per 100 millilitres	200	80
Monthly	07-Mar-18	21-Mar-18	colony forming units per 100 millilitres	200	170
Monthly	04-Apr-18	20-Apr-18	colony forming units per 100 millilitres	200	830
Monthly	02-May-18	22-May-18	colony forming units per 100 millilitres	200	210



pH

Frequency	Date Sample Obtained	Date Result Obtained	Unit Of Measurement	100 percentile limit	Council Sample
Monthly	07-Jun-17	28-Jun-17	pH	6.5-8.5	7.5
Monthly	05-Jul-17	26-Jul-17	pH	6.5-8.5	7.1
Monthly	02-Aug-17	24-Aug-17	pH	6.5-8.5	7.8
Monthly	05-Sep-17	19-Sep-17	pH	6.5-8.5	7.5
Monthly	04-Oct-17	20-Oct-17	pH	6.5-8.5	7.6
Monthly	08-Nov-17	28-Nov-17	pH	6.5-8.5	7.7
Monthly	06-Dec-17	22-Dec-17	pH	6.5-8.5	7.4
Monthly	17-Jan-18	31-Jan-18	pH	6.5-8.5	6.6
Monthly	07-Feb-18	21-Feb-18	pH	6.5-8.5	7.8
Monthly	07-Mar-18	21-Mar-18	pH	6.5-8.5	7.1
Monthly	04-Apr-18	20-Apr-18	pH	6.5-8.5	7.7
Monthly	02-May-18	22-May-18	pH	6.5-8.5	7.7



AMMONIA NITROGEN

Frequency	Date Sample Obtained	Date Result Obtained	Unit Of Measurement	90 percentile limit	Council Sample
Monthly	07-Jun-17	28-Jun-17	milligrams per litre	2	0.30
Monthly	05-Jul-17	26-Jul-17	milligrams per litre	2	0.64
Monthly	02-Aug-17	24-Aug-17	milligrams per litre	2	0.43
Monthly	05-Sep-17	19-Sep-17	milligrams per litre	2	0.84
Monthly	04-Oct-17	20-Oct-17	milligrams per litre	2	0.89
Monthly	08-Nov-17	28-Nov-17	milligrams per litre	2	0.61
Monthly	06-Dec-17	22-Dec-17	milligrams per litre	2	1.04
Monthly	17-Jan-18	31-Jan-18	milligrams per litre	2	2.26
Monthly	07-Feb-18	21-Feb-18	milligrams per litre	2	0.37
Monthly	07-Mar-18	21-Mar-18	milligrams per litre	2	0.40
Monthly	04-Apr-18	20-Apr-18	milligrams per litre	2	0.45
Monthly	02-May-18	22-May-18	milligrams per litre	2	0.16

