

## Sussex Inlet Wastewater Treatment Plant - Monitoring Summary

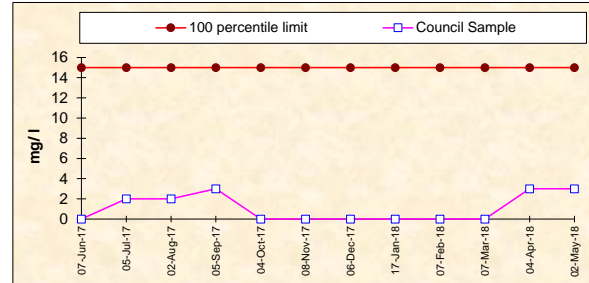
Licensee: Shoalhaven City Council, Shoalhaven Water, PO Box 42 Nowra 2541

Environment Protection License No. 3936

EPA ID No. 3

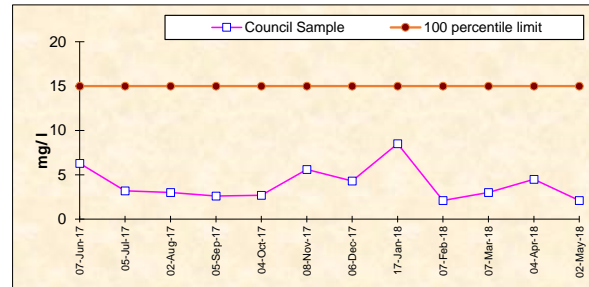
### BOD

Frequency	Date Sample Obtained	Date Result Obtained	Unit Of Measurement	100 percentile limit	Council Sample
Monthly	07-Jun-17	28-Jun-17	milligrams per litre	15	<2
Monthly	05-Jul-17	26-Jul-17	milligrams per litre	15	2
Monthly	02-Aug-17	24-Aug-17	milligrams per litre	15	2
Monthly	05-Sep-17	19-Sep-17	milligrams per litre	15	3
Monthly	04-Oct-17	20-Oct-17	milligrams per litre	15	<2
Monthly	08-Nov-17	28-Nov-17	milligrams per litre	15	<2
Monthly	06-Dec-17	22-Dec-17	milligrams per litre	15	<2
Monthly	17-Jan-18	31-Jan-18	milligrams per litre	15	<2
Monthly	07-Feb-18	21-Feb-18	milligrams per litre	15	<2
Monthly	07-Mar-18	21-Mar-18	milligrams per litre	15	<2
Monthly	04-Apr-18	20-Apr-18	milligrams per litre	15	3
Monthly	02-May-18	22-May-18	milligrams per litre	15	3



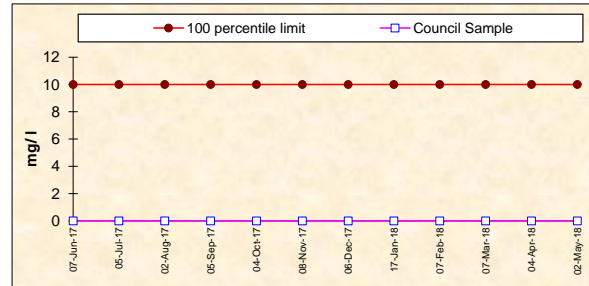
### TOTAL NITROGEN

Frequency	Date Sample Obtained	Date Result Obtained	Unit Of Measurement	100 percentile limit	Council Sample
Monthly	07-Jun-17	28-Jun-17	milligrams per litre	15	6.3
Monthly	05-Jul-17	26-Jul-17	milligrams per litre	15	3.2
Monthly	02-Aug-17	24-Aug-17	milligrams per litre	15	3.0
Monthly	05-Sep-17	19-Sep-17	milligrams per litre	15	2.6
Monthly	04-Oct-17	20-Oct-17	milligrams per litre	15	2.7
Monthly	08-Nov-17	28-Nov-17	milligrams per litre	15	5.6
Monthly	06-Dec-17	22-Dec-17	milligrams per litre	15	4.3
Monthly	17-Jan-18	31-Jan-18	milligrams per litre	15	8.5
Monthly	07-Feb-18	21-Feb-18	milligrams per litre	15	2.1
Monthly	07-Mar-18	21-Mar-18	milligrams per litre	15	3.0
Monthly	04-Apr-18	20-Apr-18	milligrams per litre	15	4.5
Monthly	02-May-18	22-May-18	milligrams per litre	15	2.1



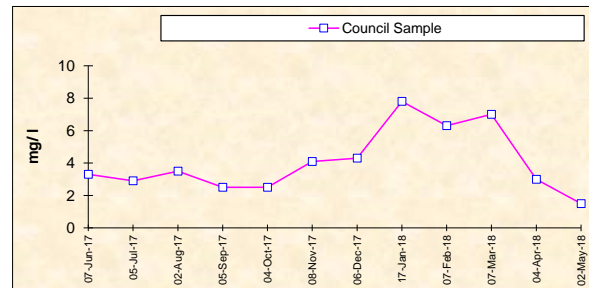
### OIL AND GREASE

Frequency	Date Sample Obtained	Date Result Obtained	Unit Of Measurement	100 percentile limit	Council Sample
Monthly	07-Jun-17	28-Jun-17	milligrams per litre	10	<1
Monthly	05-Jul-17	26-Jul-17	milligrams per litre	10	<1
Monthly	02-Aug-17	24-Aug-17	milligrams per litre	10	<1
Monthly	05-Sep-17	19-Sep-17	milligrams per litre	10	<1
Monthly	04-Oct-17	20-Oct-17	milligrams per litre	10	<1
Monthly	08-Nov-17	28-Nov-17	milligrams per litre	10	<1
Monthly	06-Dec-17	22-Dec-17	milligrams per litre	10	<1
Monthly	17-Jan-18	31-Jan-18	milligrams per litre	10	<1
Monthly	07-Feb-18	21-Feb-18	milligrams per litre	10	<1
Monthly	07-Mar-18	21-Mar-18	milligrams per litre	10	<1
Monthly	04-Apr-18	20-Apr-18	milligrams per litre	10	<1
Monthly	02-May-18	22-May-18	milligrams per litre	10	<1



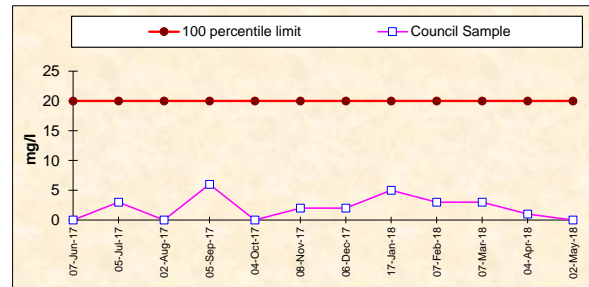
### TOTAL PHOSPHORUS

Frequency	Date Sample Obtained	Date Result Obtained	Unit Of Measurement	EPA Limit	Council Sample
Monthly	07-Jun-17	28-Jun-17	milligrams per litre	MONITORING CONDITIONS	3.3
Monthly	05-Jul-17	26-Jul-17	milligrams per litre		2.9
Monthly	02-Aug-17	24-Aug-17	milligrams per litre		3.5
Monthly	05-Sep-17	19-Sep-17	milligrams per litre		2.5
Monthly	04-Oct-17	20-Oct-17	milligrams per litre		2.5
Monthly	08-Nov-17	28-Nov-17	milligrams per litre		4.1
Monthly	06-Dec-17	22-Dec-17	milligrams per litre		4.3
Monthly	17-Jan-18	31-Jan-18	milligrams per litre		7.8
Monthly	07-Feb-18	21-Feb-18	milligrams per litre		6.3
Monthly	07-Mar-18	21-Mar-18	milligrams per litre		7.0
Monthly	04-Apr-18	20-Apr-18	milligrams per litre		3.0
Monthly	02-May-18	22-May-18	milligrams per litre		1.5



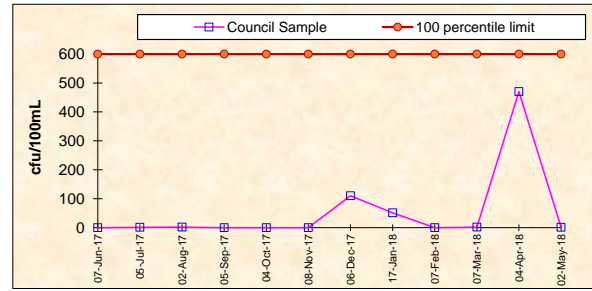
### TOTAL SUSPENDED SOLIDS

Frequency	Date Sample Obtained	Date Result Obtained	Unit Of Measurement	100 percentile limit	Council Sample
Monthly	07-Jun-17	28-Jun-17	milligrams per litre	20	<1
Monthly	05-Jul-17	26-Jul-17	milligrams per litre	20	3
Monthly	02-Aug-17	24-Aug-17	milligrams per litre	20	<1
Monthly	05-Sep-17	19-Sep-17	milligrams per litre	20	6
Monthly	04-Oct-17	20-Oct-17	milligrams per litre	20	<1
Monthly	08-Nov-17	28-Nov-17	milligrams per litre	20	2
Monthly	06-Dec-17	22-Dec-17	milligrams per litre	20	2
Monthly	17-Jan-18	31-Jan-18	milligrams per litre	20	5
Monthly	07-Feb-18	21-Feb-18	milligrams per litre	20	3
Monthly	07-Mar-18	21-Mar-18	milligrams per litre	20	3
Monthly	04-Apr-18	20-Apr-18	milligrams per litre	20	1
Monthly	02-May-18	22-May-18	milligrams per litre	20	<1



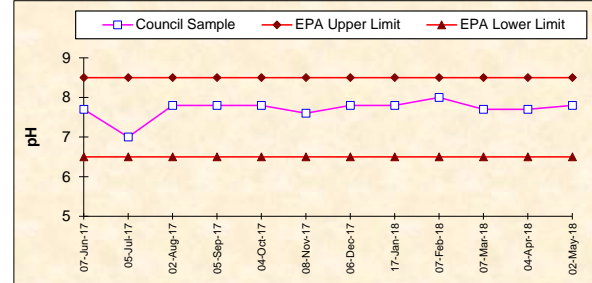
## FAECAL COLIFORMS

Frequency	Date Sample Obtained	Date Result Obtained	Unit Of Measurement	100 percentile limit	Council Sample
Monthly	07-Jun-17	28-Jun-17	colony forming units per 100 millilitres	600	<1
Monthly	05-Jul-17	26-Jul-17	colony forming units per 100 millilitres	600	1
Monthly	02-Aug-17	24-Aug-17	colony forming units per 100 millilitres	600	2
Monthly	05-Sep-17	19-Sep-17	colony forming units per 100 millilitres	600	<1
Monthly	04-Oct-17	20-Oct-17	colony forming units per 100 millilitres	600	<1
Monthly	08-Nov-17	28-Nov-17	colony forming units per 100 millilitres	600	<1
Monthly	06-Dec-17	22-Dec-17	colony forming units per 100 millilitres	600	110
Monthly	17-Jan-18	31-Jan-18	colony forming units per 100 millilitres	600	51
Monthly	07-Feb-18	21-Feb-18	colony forming units per 100 millilitres	600	<1
Monthly	07-Mar-18	21-Mar-18	colony forming units per 100 millilitres	600	2
Monthly	04-Apr-18	20-Apr-18	colony forming units per 100 millilitres	600	470
Monthly	02-May-18	22-May-18	colony forming units per 100 millilitres	600	1



## pH

Frequency	Date Sample Obtained	Date Result Obtained	Unit Of Measurement	100 percentile limit	Council Sample
Monthly	07-Jun-17	28-Jun-17	pH	6.5-8.5	7.7
Monthly	05-Jul-17	26-Jul-17	pH	6.5-8.5	7.0
Monthly	02-Aug-17	24-Aug-17	pH	6.5-8.5	7.8
Monthly	05-Sep-17	19-Sep-17	pH	6.5-8.5	7.8
Monthly	04-Oct-17	20-Oct-17	pH	6.5-8.5	7.8
Monthly	08-Nov-17	28-Nov-17	pH	6.5-8.5	7.6
Monthly	06-Dec-17	22-Dec-17	pH	6.5-8.5	7.8
Monthly	17-Jan-18	31-Jan-18	pH	6.5-8.5	7.8
Monthly	07-Feb-18	21-Feb-18	pH	6.5-8.5	8.0
Monthly	07-Mar-18	21-Mar-18	pH	6.5-8.5	7.7
Monthly	04-Apr-18	20-Apr-18	pH	6.5-8.5	7.7
Monthly	02-May-18	22-May-18	pH	6.5-8.5	7.8



## AMMONIA NITROGEN

Frequency	Date Sample Obtained	Date Result Obtained	Unit Of Measurement	100 percentile limit	Council Sample
Monthly	07-Jun-17	28-Jun-17	milligrams per litre	5	0.42
Monthly	05-Jul-17	26-Jul-17	milligrams per litre	5	0.06
Monthly	02-Aug-17	24-Aug-17	milligrams per litre	5	0.08
Monthly	05-Sep-17	19-Sep-17	milligrams per litre	5	0.01
Monthly	04-Oct-17	20-Oct-17	milligrams per litre	5	0.31
Monthly	08-Nov-17	28-Nov-17	milligrams per litre	5	0.53
Monthly	06-Dec-17	22-Dec-17	milligrams per litre	5	0.36
Monthly	17-Jan-18	31-Jan-18	milligrams per litre	5	0.29
Monthly	07-Feb-18	21-Feb-18	milligrams per litre	5	0.24
Monthly	07-Mar-18	21-Mar-18	milligrams per litre	5	0.17
Monthly	04-Apr-18	20-Apr-18	milligrams per litre	5	0.24
Monthly	02-May-18	22-May-18	milligrams per litre	5	0.21

